



**SUSIN I-TORK INDIA PRIVATE LIMITED**

An ISO 9001-2015 Certified Company



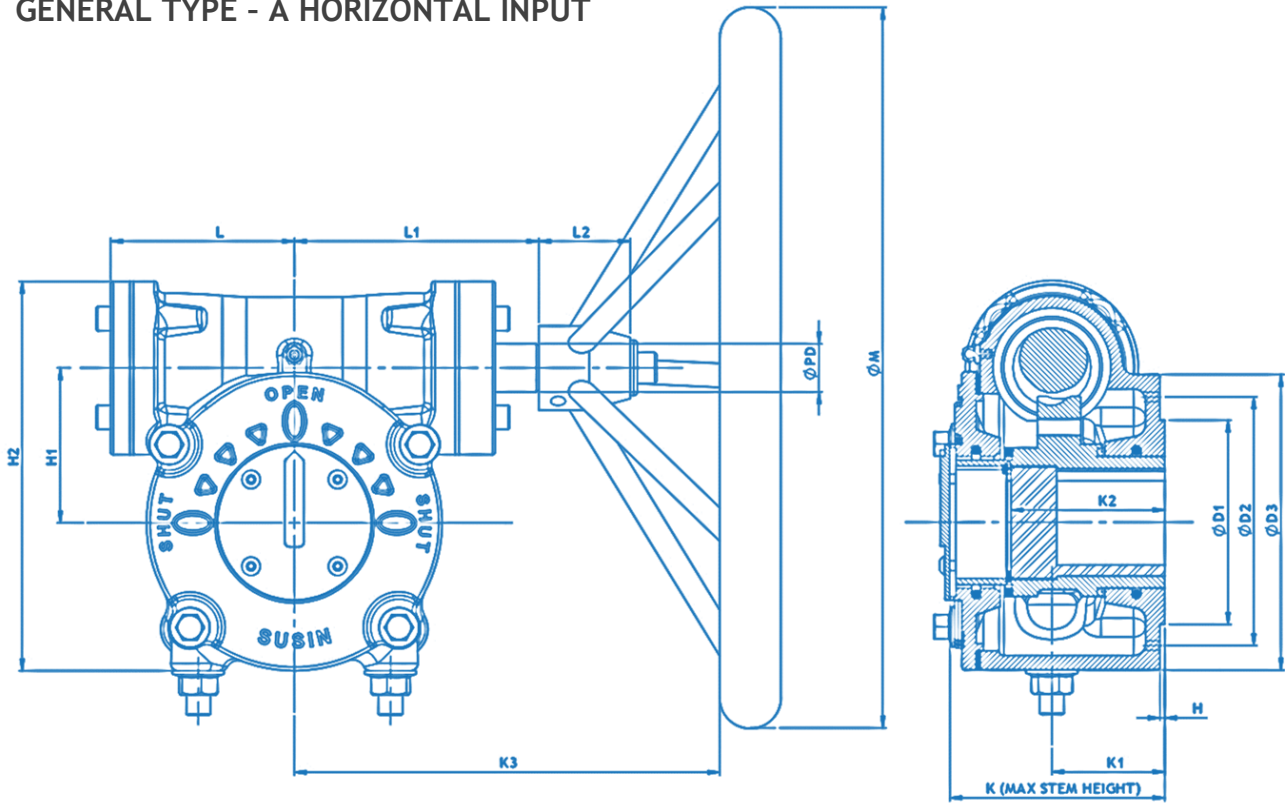
## **MECHANICAL ACTUATORS**

**WORM GEAR ACTUATORS - DIRECT & DECLUTCHABLE**

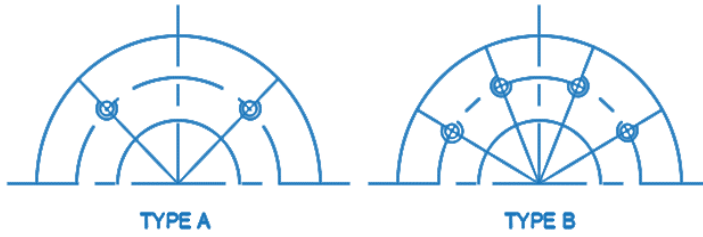


# SUSIN I-TORK WORM GEAR ACTUATORS - MAW SERIES

## GENERAL TYPE - A HORIZONTAL INPUT



ISO 5211 FLANGE MOUNTING DETAILS

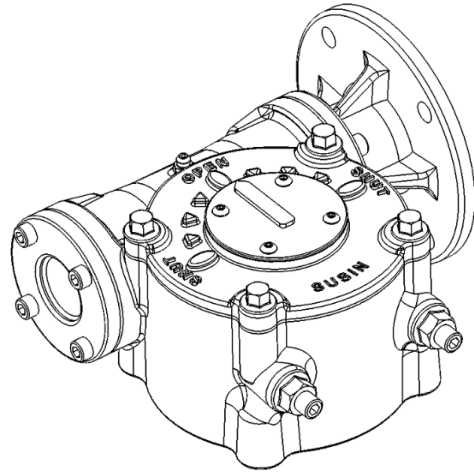


**DIMENSIONS**

MODEL NO	TYPE	BASE PART					EXTERNAL PART							INPUT SHAFT PART					
		FLANGE	ØD1	P. C. D		ØD3	H	H1	H2	K	K1	K2	K3	L	L1	L2	ØPD	KEY	HW
				ØD2	N-H-DP														
MAW-025	A	F07	55	70	4-M8-12	101	2	41	121	73	35	50	95	43	65	22	15	6x6	200
MAW-045		F10	70	102	4-M10-15	125	2	55	135	75	32.5	55	105	55	75	22	15	6x6	250
MAW-080		F12	85	125	4-M12-18	148	2	63.5	165	86	47	64	150	77	102	24	20	8x7	300
MAW-100		F12	85	125	4-M12-18	148	2	63.5	165	86	47	65	150	77	102	24	20	8x7	350
MAW-200		F14	100	140	4-M16-24	163	2	82.5	222	99	50	66	230	85	135	38	20	8x7	400
MAW-400		F16	130	165	4-M20-30	210	3	118	315	128	70	85	260	124	161	38	25	8x6	500
MAW-650		B	F20	160	200	8-M16-24	250	3	128	315	136	75	105	285	145	178	42	30	10x8
MAW-900	F25		200	254	8-M16-30	300	3	150	410	147	80	115	320	183	202	45	30	10x8	630
MAW-1800	F30		230	298	8-M20-30	350	3	160	480	158	89	155	355	238	256	45	30	10x8	710

### ❖ Features

- Compact Ductile Casting Housing body and Moulding Structure.
- IP-67 Protection.
- Detachable handwheel.
- Mounting flanges conforming to ISO 5211.
- Easy Adjustable Mechanical Stoppers to Control the Limits of Opening/Closing.
- Detachable Splined drive bush to permit accurate position between gear and handwheel.



### ❖ Bushing Type

- Splines are permitted accurate alignment of valve stem key.



### ❖ ITM Flange

- Worm gear actuator can provide with electrically operated actuators with ISO mounting dimensions.

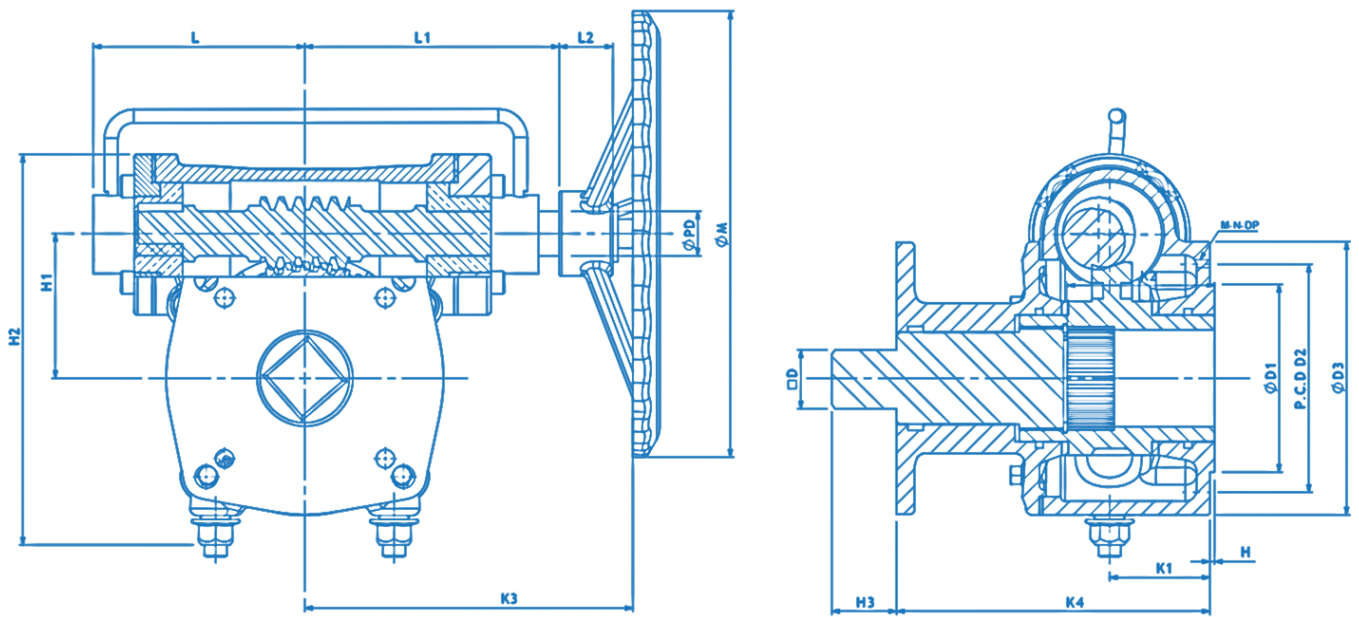
## TECHNICAL SPECIFICATIONS

Model No	Input Torque (Nm)	Output Torque (Nm)	MA ±10%	Gear Ratio	Valve Mounting Specification		Hand Wheel Dia (mm)
					Standard	Option	
MAW-025	18.26	250	13.69	30:1	F07	F05	200
MAW-045	25.96	450	17.34	38:1	F10	F07	250
MAW-080	44.96	800	17.78	40:1	F12	F 10	300
MAW-100	56.20	1000	17.79	40:1	F12	F 10	350
MAW-200	99.63	2000	20.07	44:1	F14	F12	400
MAW-400	182.65	4000	21.89	48:1	F20	F16	560
MAW-650	287.17	6500	22.63	52:1	F20	F16	560
MAW-900	369.22	9000	24.37	56:1	F25	F20	630
MAW-1800	851.48	18000	21.13	62:1	F30	F25	710

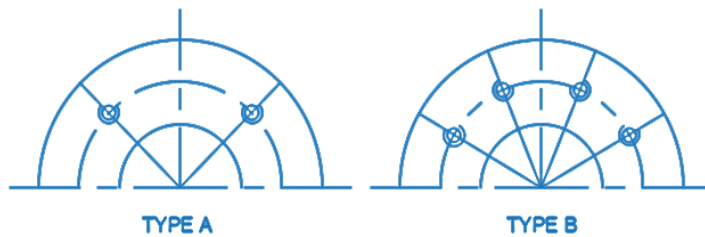
Mentioned specifications & dimensions are subject to change without prior notice for quality improvement.

# SUSIN I-TORK DECLUTCH GEAR PNEUMATIC ACTUATORS - ITG SERIES

## TYPE A - HORIZONTAL INPUT



ISO 5211 FLANGE MOUNTING DETAILS



TYPE A

TYPE B

### DIMENSIONS

MODEL NO	TYPE	BASE PART				EXTERNAL PART								INPUT SHAFT PART					
		FLANGE	ØD1	P. C. D		ØD3	H	H1	H2	K1	K2 MAX	K3	K4	L	L1	L2	ØPD	KEY	HW
				ØD2	M-N-DP														
ITG-025	A	F07	55	70	4-M8-12	101	2	41	121	35	50	95	115	43	65	22	15	6x6	200
ITG-045		F10	70	102	4-M10-15	125	2	55	135	32.5	55	105	120	55	75	22	15	6x6	250
ITG-080		F12	85	125	4-M12-18	148	2	63.5	165	47	64	150	131	77	102	24	20	8x7	300
ITG-100		F12	85	125	4-M12-18	148	2	63.5	165	47	65	150	131	77	102	24	20	8x7	350
ITG-200		F14	100	140	4-M16-24	163	2	82.5	222	50	66	230	154	85	135	38	20	8x7	400
ITG-400		F16	130	165	4-M20-30	210	3	118	315	70	85	260	188	124	161	38	25	8x6	500
ITG-650	B	F20	160	200	8-M16-24	250	3	128	315	75	105	285	201	145	178	42	30	10x8	560
ITG-900		F25	200	254	8-M16-30	300	3	150	410	80	115	320	210	183	202	45	30	10x8	630
ITG-1800		F30	230	298	8-M20-30	350	3	160	480	89	155	355	242	238	256	45	30	10x8	710

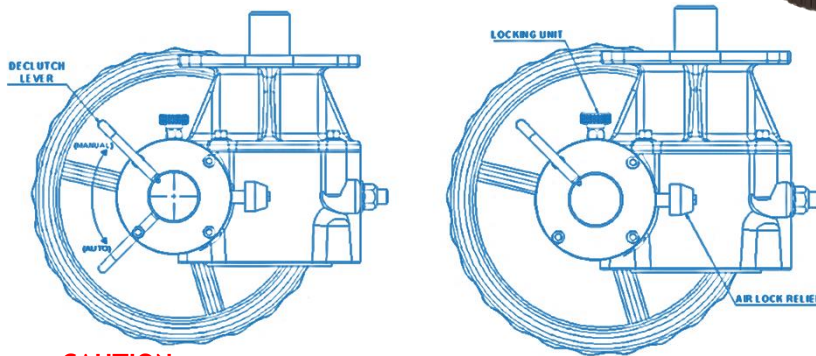

Mentioned specifications & dimensions are subject to change without prior notice for quality improvement.

## ❖ Features

- Integrated Air Relief System.
- Compact Ductile Casting Housing body and Moulding Structure.
- Lever Locking Mechanism for Automatic and Manual.
- Proficiency for Addon Attachment like Proximity Sensors.
- IP-67 Protection.
- Detachable handwheel.
- Mounting flanges conforming to ISO5211.
- Easy Adjustable Mechanical Stoppers to Control the Limits of Opening/Closing.
- Detachable Splined drive bush to permit accurate position between gear an handwheel.

## ❖ Bushing Type

- Splines are permitted accurate alignment of valve stem key.



### CAUTION

- Make sure lever position in auto when connect with pneumatic.

## ENGAGE/DISENGAGE MECHANISM

1. Pull the locking unit holder,
2. Rotate the lever to “Manual” position,
3. Now we can operate through handwheel.
4. Make sure gears are fully disengaged from worm gear.
5. For pneumatic operation lever must be placed in “Auto” position.

## TECHNICAL SPECIFICATIONS

MODEL NO	Input Torque (Nm)	Output Torque (Nm)	MA ±10%	Gear Ratio	Valve Mounting Specification		HAND WHEEL DIA (mm)
					Standard	Option	
ITG-025	18.26	250	13.69	30:1	F07	F05	200
ITG-045	25.96	450	17.34	38:1	F10	F07	250
ITG-080	44.96	800	17.78	40:1	F12	F 10	300
ITG-100	56.20	1000	17.79	40:1	F12	F 10	350
ITG-200	99.63	2000	20.07	44:1	F14	F12	400
ITG-400	182.65	4000	21.89	48:1	F20	F16	560
ITG-650	287.17	6500	22.63	52:1	F20	F16	560
ITG-900	369.22	9000	24.37	56:1	F25	F20	630
ITG-1800	851.48	18000	21.13	62:1	F30	F25	710

Mentioned specifications & dimensions are subject to change without prior notice for quality improvement



We are Around...



## Our Other Product Ranges



**Pneumatic Actuators**  
(Rotary & Linear types)



**Electrical Actuators**



**Hydraulic Actuators**  
(Rotary & Linear types)

**INDIA**

**SUSIN I-TORK INDIA PRIVATE LIMITED**  
43A9, Vadakku Thottam, Idigarai,  
Coimbatore, Tamilnadu, India -641022  
E-mail: [techsales@susinitork.in](mailto:techsales@susinitork.in)  
Website: [www.susinma.com](http://www.susinma.com)  
Tel: +91 6384063034

**SINGAPORE**

**AHF INDUSTRIES- HEAD OFFICE**  
2 Kallang Pudding Road #07-12, #06-05/06  
MacTech Building Singapore 349307  
Tel: +65 6748 8108  
Fax 1: +65 6842 5567  
Fax 2: +65 6748 8917.

**UNITED ARAB EMIRATES**

**SUSIN I-TORK ME FZC**  
Y-61 Executive Suite  
Post Box No. 122643  
Saif Zone Sharjah  
United Arab Emirates  
Tel: 971 529407969  
Fax 2: +65 6748 8917.

**KOREA**

**I-TORK CONTROLS LTD.**  
74-6, Chunui-Dong, Wonmi-Gu, Bucheon Si,  
Gyeonggi-Do, Korea Zip : 420-120  
Tel : +82-2-855-1365  
Fax : +82-2-855-1367  
Website : [www.i-tork.com](http://www.i-tork.com)  
E-mail: [we123@i-tork.com](mailto:we123@i-tork.com)

**MALAYSIA**

**AHF ENGINEERING Sdn. Bhd.**  
NO 5, Jalan USJ 1/31, Taman Subang Permai,  
47600 Subang Jaya, Selangor, Malaysia  
Tel : +603-8024-0940  
E-mail: [cky@ahfengineering.com](mailto:cky@ahfengineering.com)  
[sales@ahfengineering.com](mailto:sales@ahfengineering.com)

**QATAR**

**SUSIN QATAR TRADING WLL**  
P.O Box - 220, Office No#15, 1st floor  
Al Zaman Building,  
Ali Bin Abi Talib Street  
Doha, Qatar  
Tel: 974 44877458