



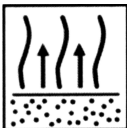

	North America	Technical Data Sheet
	Wanda Plastic Primer™	
	Primer 7/22/2016	
FOR PROFESSIONAL USE ONLY		

Description

Wanda Plastic Primer is a one component, fast drying, transparent adhesion primer for all raw plastic parts in National Rule areas.

	Safety Considerations Use suitable personal protection. AkzoNobel recommends the use of a fresh air supply respirator. Refer to the product Safety Data Sheet (SDS) for more complete safety information.	
	Mixing	Product is supplied ready to spray.
	HVLP or Compliant Spray-Gun Set-Up: 1.3-1.5 mm	Application Air Pressure: Consult spray gun manufacturers' specifications. HVLP – 10 psi at the air cap maximum.
	Application 1-2 medium coats Do NOT apply over primed plastic parts.	
	Flash at 70°F (21°C) Allow each coat to flash for 5-10 minutes.	
	Re-Coatable With: <ul style="list-style-type: none"> · Wanda Primer, Sealer, or Plastic Primer · 	

Read complete TDS for detailed product information.



Wanda Plastic Primer™

Primer
7/22/2016

FOR PROFESSIONAL USE ONLY

Description

Wanda Plastic Primer is a one component, fast drying, transparent adhesion primer for all raw plastic parts in National Rule areas

Suitable Substrates

- Polyolefin plastic parts

Do NOT use Wanda Plastic Primer over primed or painted existing surfaces.

Products and Additives

Product	Wanda Plastic Primer	Item #484195
----------------	----------------------	--------------

Basic Raw Materials

Special polyester resins

Substrate Preparation



- Wash the panels with soapy water, rinse and dry.
- Dry the repair with air.

For unprimed plastic surfaces:

- Sand surface with gray scuff pad
- Using a clean cloth, re-clean part using AutoPrep UltraPrep Surface Cleaner. While degreaser is still wet, wipe dry with second dry, clean cloth


For repaired plastic surfaces:

- Sand as required
- Using a clean cloth, re-clean part using AutoPrep UltraPrep Surface Cleaner. While degreaser is still wet, wipe dry with second dry, clean cloth
- Apply only over areas of exposed raw plastic

NOTE: Do not apply over primed plastic parts. When degreasing and cleaning unpainted plastic parts, allow the part to dry for 20-30 minutes after application of AutoPrep UltraPrep Surface Cleaner and before the application of Wanda Plastic Primer.

In general, the plastic identification is on the other side of the substrate.

Mixing



Product is supplied ready to use.

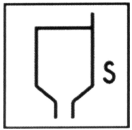


Wanda Plastic Primer™

Primer
7/22/2016

FOR PROFESSIONAL USE ONLY

Viscosity When Mixed



DIN #4

**13-14
seconds**

Measured with a DIN #4 viscosity cup at 70°F (21°C).

Spray Gun Set-Up



Consult spray gun manufactures instructions for specific spray gun pressure specifications.

Spray Gun	Fluid Tip	Application Pressure
HVLP Gravity Fed	1.3-1.5 mm	Max 10 psi at air cap
HVLP Siphon Fed	1.6-1.8mm	Max 10 psi at air cap

Application



Apply 1-2 medium coats.


Allow each coat to flash off for approximately 5 to 10 minutes at 70°F (21 °C).

Recoat time: May be recoated without sanding up to a maximum of 16 hours at 70°F (21°C). After 16 hours at 70°F (21°C), abrade with a gray pad and reapply Wanda Plastic Primer.

Film Thickness – Using Suitable Application

1 Coat will achieve a thickness of 0.5-0.8 mils (12-20 µm).

Recoating



Recoat with primer, sealer or itself.

Cleaning of Equipment



Clean equipment following local and federal regulations. Wanda Reducer can be used to clean equipment.

VOC / Regulatory Information

The VOC content of this product in ready to use form is 7.0 lbs/gal (840 g/L)

	North America	Technical Data Sheet
	Wanda Plastic Primer™	
	Primer 7/22/2016	
FOR PROFESSIONAL USE ONLY		

Product Storage

	Stock unopened or used products in approved closed containers with proper labeling. Store in moderate temperatures between 40°F - 95°F (5°C – 35°C). Avoid too much temperature fluctuation. Optimum storage temperature is approximately 70°F (21°C).	
	Wanda Plastic Primer	2 years

FOR PROFESSIONAL USE ONLY

IMPORTANT NOTE The information in this data sheet is not intended to be exhaustive and is based on the present state of our knowledge and on current laws: any person using the product for any purpose other than that specifically recommended in the technical data sheet without first obtaining written confirmation from us as to the suitability of the product for the intended purpose does so at his own risk. It is always the responsibility of the user to take all necessary steps to fulfill the demands set out in the local rules and legislation. Always read the Material Data Sheet and the Technical Data Sheet for this product if available. All advice we give or any statement made about the product by us (whether in this data sheet or otherwise) is correct to the best of our knowledge but we have no control over the quality or the condition of the substrate or the many factors affecting the use and application of the product. Therefore, unless we specifically agree in writing otherwise, we do not accept any liability whatsoever for the performance of the product or for any loss or damage arising out of the use of the product. All products supplied and technical advices given are subject to our standard terms and conditions of sale. You should request a copy of this document and review it carefully. The information contained in this data sheet is subject to modification from time to time in the light of experience and our policy of continuous development. It is the user's responsibility to verify that this data sheet is current prior to using the product.

Coatings brand names mentioned in this data sheet are trademarks of or are licensed to AkzoNobel.

AkzoNobel
1845 Maxwell Street
Troy, MI 48084 USA
1-800-618-1010