


<b>AkzoNobel</b>	North America	Technical Data Sheet
	<b>AutoPrep Ultra Prep Surface Cleaner</b>	
	Degreaser 10/10/2016	
<b>FOR PROFESSIONAL USE ONLY</b>		

### Description

AutoPrep UltraPrep Surface Cleaner is a water based surface cleaner with low VOC content. AutoPrep Ultra Prep Surface Cleaner is used to ensure removal of all kinds of contamination from the substrate prior to paint application.

	<p><b>Safety Considerations</b></p> <p>No special ventilation requirements. Good general ventilation should be sufficient to control worker exposure to airborne contaminants. If this product contains ingredients with exposure limits, use process enclosures, local exhaust ventilation or other engineering controls to keep worker exposure below any recommended or statutory limits.</p> <p>Chemical-resistant, impervious gloves complying with an approved standard should be worn at all times when handling chemical products if a risk assessment indicates this is necessary.</p> <p>Refer to the product Safety Data Sheet (SDS) for more complete safety information.</p>
---	---


### Suitable Substrates

- Steel
- Galvanized Steel
- Zinc Coated Steel
- Alumunim
- Existing finishes
- Plastic substrates including polyolefin and non-polyolefin plastics


### Products and Additives

<b>Product</b>	AutoPrep Ultra Prep Surface Cleaner	Item #509927
----------------	-------------------------------------	--------------

### Cleaning Technique

	<ul style="list-style-type: none"> <li>• Wash the repair area with soap and water.</li> <li>• Then wet a clean cloth with the UltraPrep Surface Cleaner and clean the surface.</li> <li>• Immediately thereafter, wipe the surface thoroughly dry with high quality absorbent cloths. Always use two cloths, as one cloth will merely shift rather than remove dirt and grease. Dry the surface thoroughly before the surface cleaner evaporates</li> </ul> <p>Note: Do not allow the surface cleaner to evaporate on the substrate or the contamination on the surface will remain. Do not use any colored wipes as the cleaner will remove the dye from the cloth and may cause surface contamination.</p>
---	--

<b>AkzoNobel</b>	North America	Technical Data Sheet
	<b>AutoPrep Ultra Prep Surface Cleaner</b>	
	Degreaser 10/10/2016	
<b>FOR PROFESSIONAL USE ONLY</b>		

	<p><b>Surface Cleaning – Prior to Paint Application</b></p> <ul style="list-style-type: none"> <li>The purpose of surface cleaning is to remove residual grease, oil, wax, silicones, sand, etc. If this is not done, residual contaminant will remain in scratch marks during sanding. Adhesion of the paint system subsequently applied to the contaminated surface will be poor and could delaminate.</li> <li>Replace cloths being used for cleaning regularly by clean ones. Instead of placing used (wet) rags in a sealed container place them on the floor grating so that the solvents can evaporate, then place the dried cloths in the regular dustbin.</li> </ul>
---	---

**Points of Attention**

<p><b>Salt residue and blistering:</b> Once the surface under treatment has been cleaned, it must never be touched with the bare hands. Salts, moisture and oils can be transferred to the prepared surface which may result in delamination or blistering problems. It is particularly important that hand protecting barrier creams never be used near an automotive that is being refinished.</p> <p><b>Truck body constructions:</b> It is important to prevent dirt residues from getting into construction joints of vans, lorries, etc. during cleaning. They might cause adhesion problems when the paint is applied. Vertically fitted parts should, therefore, first be cleaned from the bottom upwards and subsequently from the top downwards.</p> <p><b>Condensation on metal surfaces:</b> After a surface has been cleaned, solvent will evaporate. Heat needed for evaporation is withdrawn from that surface, making it colder than the surrounding atmosphere, which results in (often not visible) condensation on the surface. Allow the moisture sufficient time to evaporate. The first coat of paint can be applied as soon as the surface has re-gained the temperature of the surrounding atmosphere. Earlier application of the coat may lead to adhesion problems. The same problem may arise if a vehicle is transferred from a cold room to a warm one or from outdoors to indoors. Allow vehicles a minimum of one hour to acclimatize. Double-walled vehicles (and certainly insulated ones) require some hours to acclimatize.</p>
--

**VOC / Regulatory Information**

	The VOC content of this product in ready to use form is 8 g/L (0.07 lbs/gal)
--	--

**Product Storage**

	Stock unopened or used products in approved closed containers with proper labeling. Store in moderate temperatures between 40°F - 95°F (5°C – 35°C). Avoid too much temperature fluctuation. Optimum storage temperature is approximately 70°F (21°C).	
	If product arrives in a frozen state due to shipping, thaw and use as recommended.	
	AutoPrep Ultra Prep Surface Cleaner	1 year

<b>AkzoNobel</b>	North America	Technical Data Sheet
	<b>AutoPrep Ultra Prep Surface Cleaner</b>	
	Degreaser 10/10/2016	
<b>FOR PROFESSIONAL USE ONLY</b>		

**FOR PROFESSIONAL USE ONLY**

**IMPORTANT NOTE** The information in this data sheet is not intended to be exhaustive and is based on the present state of our knowledge and on current laws: any person using the product for any purpose other than that specifically recommended in the technical data sheet without first obtaining written confirmation from us as to the suitability of the product for the intended purpose does so at his own risk. It is always the responsibility of the user to take all necessary steps to fulfill the demands set out in the local rules and legislation. Always read the Material Data Sheet and the Technical Data Sheet for this product if available. All advice we give or any statement made about the product by us (whether in this data sheet or otherwise) is correct to the best of our knowledge but we have no control over the quality or the condition of the substrate or the many factors affecting the use and application of the product. Therefore, unless we specifically agree in writing otherwise, we do not accept any liability whatsoever for the performance of the product or for any loss or damage arising out of the use of the product. All products supplied and technical advices given are subject to our standard terms and conditions of sale. You should request a copy of this document and review it carefully. The information contained in this data sheet is subject to modification from time to time in the light of experience and our policy of continuous development. It is the user's responsibility to verify that this data sheet is current prior to using the product.

Coatings brand names mentioned in this data sheet are trademarks of or are licensed to AkzoNobel.

AkzoNobel  
1845 Maxwell Street  
Troy, MI 48084 USA  
1-800-618-1010