
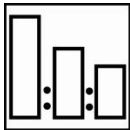


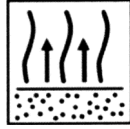




	North America	Technical Data Sheet
	Wanda PU HS 2K™	
	Topcoat 08/02/2016	
FOR PROFESSIONAL USE ONLY		

Description

Wanda PU 2K HS is a single layer polyurethane topcoat which offers good opacity, high gloss and quick dry with good weather resistance. It is suitable for spot repairs or overall re-sprays in National Rule areas.

	Safety Considerations Use suitable personal protection. AkzoNobel recommends the use of a fresh air supply respirator. Refer to the product Safety Data Sheet (SDS) for more complete safety information.														
	Mixing 4 1 10%	Wanda PU 2K HS Wanda 2K Hardener Standard, Hardener Slow, or Hardener Extra Slow Wanda 2K Reducer													
	HVLP or Compliant Spray-Gun Set-Up: 1.4-1.6 mm	Application Air Pressure: HVLP – 10 psi at the air cap maximum. 40-50 psi (spray gun air inlet) Consult spray gun manufacturers' specifications.													
	Application 2-3 single coats or until opacity is achieved														
	Flash Between Coats at 70°F (21°C) 5-10 minutes	Flash Before Force Drying at 70°F (21°C) 0-5 minutes													
	<table border="1"> <tr> <td>Hardener selection</td> <td>70°F (21°C)</td> <td>140°F (60°C)</td> </tr> <tr> <td>Wanda 2K Hardener Std</td> <td>8-18 hours</td> <td>25 minutes</td> </tr> <tr> <td>Wanda 2K Hardener Slow</td> <td>12-24 hours</td> <td>30 minutes</td> </tr> <tr> <td>Wanda 2K Hardener Extra Slow</td> <td>12-24 hours</td> <td>30 minutes</td> </tr> </table>	Hardener selection	70°F (21°C)	140°F (60°C)	Wanda 2K Hardener Std	8-18 hours	25 minutes	Wanda 2K Hardener Slow	12-24 hours	30 minutes	Wanda 2K Hardener Extra Slow	12-24 hours	30 minutes		
Hardener selection	70°F (21°C)	140°F (60°C)													
Wanda 2K Hardener Std	8-18 hours	25 minutes													
Wanda 2K Hardener Slow	12-24 hours	30 minutes													
Wanda 2K Hardener Extra Slow	12-24 hours	30 minutes													

Read complete TDS for detailed product information.

	North America	Technical Data Sheet
	Wanda PU HS 2K™	
	Topcoat 08/02/2016	
FOR PROFESSIONAL USE ONLY		

Description

Wanda PU 2K HS is a single layer polyurethane topcoat which offers good opacity, high gloss and quick dry with good weather resistance. It is suitable for spot repairs or overall re-sprays in National Rule areas.

Suitable Substrates

- Existing finishes
- All Wanda primers


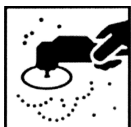
Products and Additives

Product	Wanda PU 2K HS	Please reference the price list for item numbers and quantities.
Hardeners	Wanda 2K Hardener Standard	Item #391714 / 418.03093.03 (1 Lt) Item #391715 / 418.03093.30 (0.225 Lt)
	Wanda 2K Hardener Slow	Item #391712 / 418.03090.03 (1 Lt) Item #391713 / 418.03090.30 (0.225 Lt)
	Wanda 2K Hardener Very Slow	Item #397741 / 418.03088.03 (1 Lt)
Reducer	Wanda 2K Reducer	Item #391709 / 407.04001.15 (5 Lt) Item #391710 / 407.04001.96 (0.9 Lt)
	Additives	Wanda Flexible Additive

Basic Raw Materials

- Wanda PU 2K HS - Acrylic resins solvents and additives
- Wanda 2K Hardener Std - Poly-isocyanate resins and solvents
- Wanda 2K Hardener Slow - Poly-isocyanate resins and solvents
- Wanda 2K Hardener Extra Slow - Poly-isocyanate resins and solvents
- Wanda 2K Reducer - Esters and aromatic solvents
- Additives – Reference the product TDS

Substrate Preparation

	<p>Pre-Cleaning Pre-wash the repair with warm soap and water. Rinse completely with clean water.</p>
	<p>Sanding Preparation Final sanding steps: #P500-#P600 grit dry or #P800-#P1000 grit wet</p>



North America

Technical Data Sheet

Wanda PU HS 2K™

Topcoat
08/02/2016

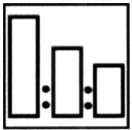
FOR PROFESSIONAL USE ONLY



Surface Cleaning – Prior to Paint Application

Remove any surface contamination prior to topcoat application using WandaClean Degreaser.

Mixing

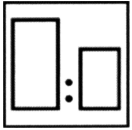


4
1
10%

Parts by volume Wanda PU 2K HS
Parts by volume Wanda 2K Hardener
Parts by volume Wanda 2K Reducer

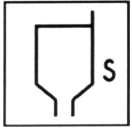
Mixing – Flexible Parts

If the part to be painted can be deformed by hand, increase the flexibility of Wanda PU 2K HS as follows.



Add 30% Flexible Additive for Plastics by volume to Wanda PU 2K HS prior to activating and reducing. Mix well and follow with the Wanda PU 2K HS activation ratio.

Viscosity When Mixed



DIN #4

18-20
seconds

Measured with a DIN #4 viscosity cup at 70°F (21°C).

Pot-Life When Mixed

Product Mix	70°F (21°C)
Wanda 2K Hardener Standard	1.5 hours
Wanda 2K Hardener Slow	3 hours
Wanda 2K Hardener Very Slow	3 hours

Spray Gun Set-Up



Consult spray gun manufactures instructions for specific spray gun pressure specifications.

Spray Gun	Fluid Tip	Application Pressure
Siphon Feed	1.5-1.6 mm	40-50 psi at the spray gun air inlet
Gravity Feed	1.5-1.6 mm	40-50 psi at the spray gun air inlet
Gravity HVLP	1.4-1.6 mm	HVLP max 10 psi at the air cap *Check gun manufacturer specifications.



North America

Technical Data Sheet

Wanda PU HS 2K™

Topcoat
08/02/2016

FOR PROFESSIONAL USE ONLY

Application



Apply 2-3 single coats.


Allow a flash off time between coats of 5-10 minutes. Flash time will be dependent on ambient temperature, applied paint wetness/thickness and available air-flow. On larger areas, a minimal flash time between coats is required.

Film Thickness – Using Suitable Application

1 Coat will achieve a thickness of 0.8-1.2 mils (20-30 µm).


Drying / Curing Time

Drying times are stated based on recommended application method, film thickness and object temperature.

		Wanda 2K Hardener Standard	Wanda 2K Hardener Slow	Wanda 2K Hardener Very Slow
70°F (21°C)	Dust Dry	20 minutes	30 minutes	35 minutes
	Dry to Handle	8-18 hours	12-24 hours	12-24 hours
122°F (50°C)	Dust Dry	10 minutes	12 minutes	12 minutes
	Dry to Handle	45 minutes	50 minutes	50 minutes
140°F (60°C)	Dust Dry	10 minutes	10 minutes	10 minutes
	Dry to Handle	25 minutes	30 minutes	30 minutes

Following the drying cycle at 140°F (60°C) surface temperature, allow the Wanda PU 2K HS to cool fully to ambient temperature to complete the through-hardening process.

Recoating




Recoatable with itself after fully drying cycle, sanding becomes necessary if there are defects or after 24 hours.

Polishability




Dust and minor damage can be polished out after the stated air-dry times have been reached, or after a full bake at 140°F (60°C) object temperature, followed by a cool down of the object to ambient temperature. Carefully sand out dust particles and restore the surface according to the polishing recommendations.

- Ready to polish approximately 30 minutes after cool down to ambient temperature.
- Carefully sand out dust particles with #1500 then #2000 grit paper wet paper then polish with appropriate compound.

	North America	Technical Data Sheet
	Wanda PU HS 2K™	
	Topcoat 08/02/2016	
FOR PROFESSIONAL USE ONLY		

Cleaning of Equipment

	Clean equipment following local and federal regulations using Wanda Reducer.
---	--

Theoretical Coverage

	<p>Theoretical coverage is dependent of many factors. These may include; the shape of the object, surface smoothness, application technique and other application variables among others.</p> <ul style="list-style-type: none"> · +/- 98 square feet per gallon (8 m² per liter)
--	---

VOC / Regulatory Information

	<p>The maximum VOC content of this product (4:1:10% ratio) in ready to use form is: 5.0 lbs/gal (600g/liter).</p>
--	---

Product Storage

	<p>Stock unopened or used products in approved closed containers with proper labeling. Store in moderate temperatures between 40°F - 95°F (5°C – 35°C). Avoid too much temperature fluctuation. Optimum storage temperature is approximately 70°F (21°C).</p>	
	Wanda PU 2K HS Toners	3 years
	Wanda 2K Hardeners (Standard, Slow and Very Slow)	2 years
	Wanda 2K Reducer	2 years

FOR PROFESSIONAL USE ONLY

IMPORTANT NOTE The information in this data sheet is not intended to be exhaustive and is based on the present state of our knowledge and on current laws: any person using the product for any purpose other than that specifically recommended in the technical data sheet without first obtaining written confirmation from us as to the suitability of the product for the intended purpose does so at his own risk. It is always the responsibility of the user to take all necessary steps to fulfill the demands set out in the local rules and legislation. Always read the Material Data Sheet and the Technical Data Sheet for this product if available. All advice we give or any statement made about the product by us (whether in this data sheet or otherwise) is correct to the best of our knowledge but we have no control over the quality or the condition of the substrate or the many factors affecting the use and application of the product. Therefore, unless we specifically agree in writing otherwise, we do not accept any liability whatsoever for the performance of the product or for any loss or damage arising out of the use of the product. All products supplied and technical advices given are subject to our standard terms and conditions of sale. You should request a copy of this document and review it carefully. The information contained in this data sheet is subject to modification from time to time in the light of experience and our policy of continuous development. It is the user's responsibility to verify that this data sheet is current prior to using the product.

Coatings brand names mentioned in this data sheet are trademarks of or are licensed to AkzoNobel.

AkzoNobel
1845 Maxwell Street
Troy, MI 48084 USA
1-800-618-1010