

TECHNICAL DATA SHEET



Excel EuroPro

DESCRIPTION:

An advanced European Clearcoat designed to maximize speed and output with a beautiful finish.

- Great gloss from the gun
- High build coverage in fewer coats
- National Rule Compliant (4.2 VOC)
- Packaged in European 5L and 2.5L Cans
- Excellent flow and leveling

Color: Clear Liquid (as packaged)

Mix: Mix 2 parts Excel 840 Clear with 1 part Fast, Normal or Slow Activator

Substrate: Properly applied base coats

Suggested Use: Use for spot, panel, multi-panel and overall refinishing



PART NUMBERS:

- #840-5 (Euro Clear 2:1 5LTR)
- #841-25 (Fast Activator 2.5LTR)
- #842-25 (Medium Activator 2.5LTR)
- #843-25 (Slow Activator 2.5LTR)

APPLICATION / DRY TIMES:

Apply color as per manufactures instructions. Allow polyurethane and acrylic enamel basecoat to dry at least 8 hours before applying clear. Mix 840 with appropriate activator per mixing ratio instructions. Apply 2-3 wet coats of 840 using 50-60 P.S.I. at the gun for conventional and use mfr. recommended pressure and 1.3-1.5 fluid tip and cap with HVLP. Allow 5-12 minutes flash between coats. Dust Free in 4-5 min. depending on temperature and activator selection. Tack Free 5-12 min. depending on activator speed. Buff Time 18-24 hours air dry @ 72° F. Force Dry 10 min. flash bake 30 min. at 140° F. By using 1 ounce of Universal Accelerator per ready-to-spray quart, buff time and delivery time can be substantially reduced.

CLEAN UP

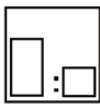









Clean equipment immediately after use with Excel Urethane Grade reducer or Excel 99/100 Virgin Lacquer Thinner. Do not leave activated material in the spray gun longer than 3 hours.

BUFFABILITY

840 can be wet sanded and buffed within 6-8 hours when kept at 72° F. 840 is very easy to buff however, it is designed to gain hardness after 72 hours and will become more difficult to buff.

SAFETY / HANDLING

Read all directions and warnings before using this product.

 <p>MIX RATIO: 2:1 Combine components by volume. Mix thoroughly and strain before using. - 2 Parts EuroPro 2:1 Clearcoat-4.2 VOC - 1 Part EuroPro 841, 842, or 843, Activator - Use 841 for spot and panel</p>	 <p>AIR PRESSURE: Conventional: 55 - 60 psi at the gun HVLP: 8 - 10 psi at the cap</p>
 <p>POT LIFE: 1-2 Hours @ 72° F / 22° C</p>	 <p>APPLICATION: 2 wet coats</p>
 <p>SURFACE PREPARATION: Mask vehicle to protect from overspray. Apply basecoat and allow to dry according to paint manufacturer's directions.</p>	 <p>FLASH TIME: 5 - 10 minutes in between coats (@72° F / 22° C).</p>
 <p>GUN SET UP: Conventional: 1.4mm - 1.6mm HVLP: 1.3mm - 1.4mm</p>	 <p>TIME TO BUFF: 18 - 24 hours (@ 72° F / 22° C). Excessive film build and cool temperatures will extend dry times.</p>
 <p>PHYSICAL PROPERTIES: (Ready To Spray) VOC: 4.2lbs./gallon Weight Solids: 43.59% Theoretical Coverage: 2.9 sq.ft. per 100 ml. @ 3 mils or 4.3 sq. ft. per 100 ml. @ 2 mils. Recommended Dried Film Thickness: 2 - 3 mils.</p>	
 <p>HEALTH & SAFETY: Read all warnings, first aid and safety for all components before using. Keep out of reach of children. Wear a properly fitting NIOSH/MSHA approved respirator. Select positive pressure supplied respirator (TC-19C or equivalent) for isocyanates. Follow the respirator manufacturer's directions for use. Protect hands with impervious rubber gloves. Wear face, skin and eye protection. Morton products are for industrial use by professional, trained painters.</p>	