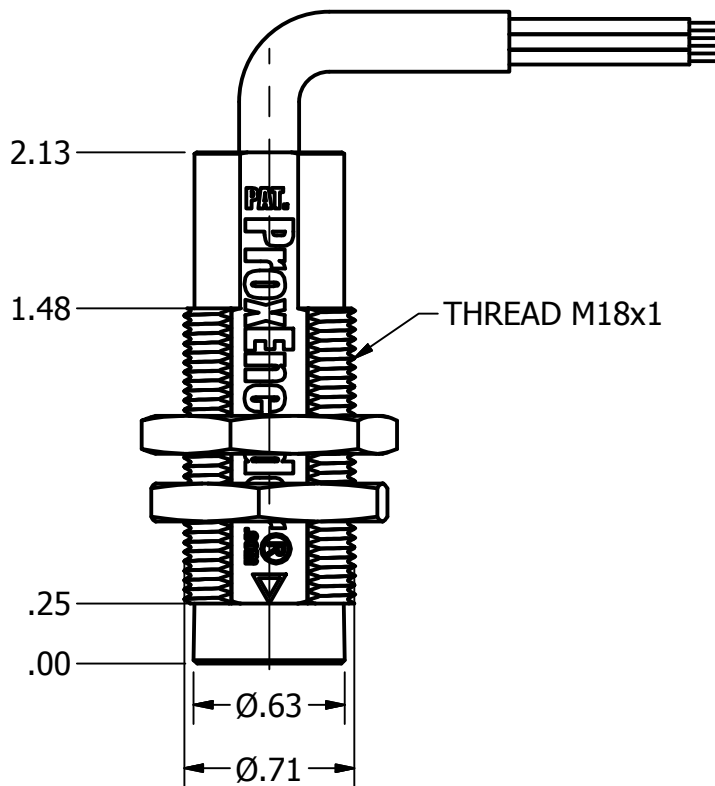
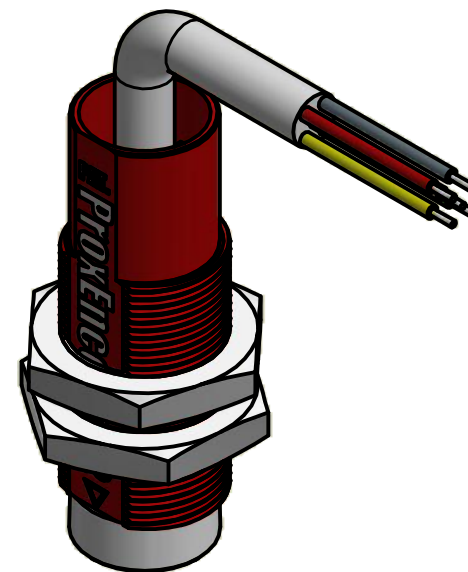
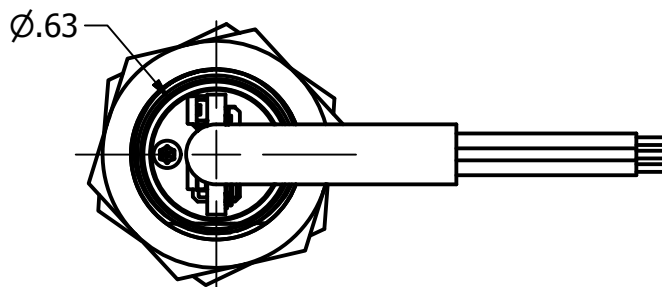
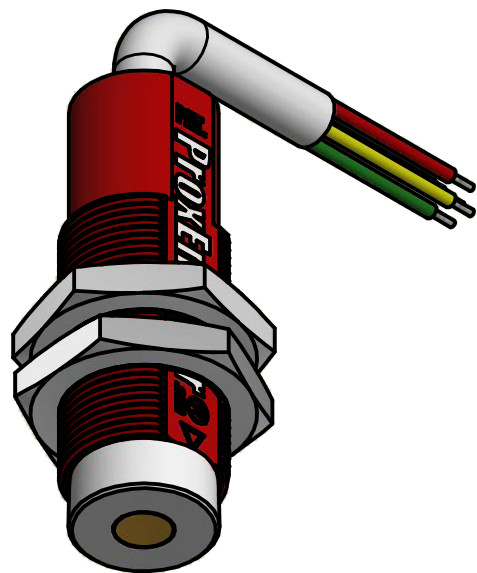


2



1



B

B

A

A

CONFIDENTIAL-ALL RIGHTS RESERVED DISCLOSURE OR DUPLICATION PROHIBITED UNLESS OTHERWISE SPECIFIED: DIMENSIONS ARE DECIMAL INCH MANUFACTURING TOLERANCES <table border="1"> <tr> <td>.X ±.015</td> <td>.XX ±.005</td> <td>.XXX ±.001</td> <td>ANGLE 1°</td> </tr> </table>	.X ±.015	.XX ±.005	.XXX ±.001	ANGLE 1°	DESIGN: ABEYER	DATE: 6/21/2018	DRAFTING:	DATE: 6/21/2018	 WWW.JORALLC.COM
	.X ±.015	.XX ±.005	.XXX ±.001	ANGLE 1°					
	CHECKED: RBLANK	DATE: 6/21/2018	APPROVED:	DATE:					
	B.O.M.			RELEASED:	DATE:	TITLE: 18mm			
CUSTOMER:			SIZE B	SCALE 1.25:1	DWG NO.: 1Fxxxx1	REV.	SHEET: 1 OF 1		

2



1