

R ROCCIA TILES

Let us sTile you



PARKING TILES | PAVERS | INSULATION TILES

“Transform your project with our high-quality flooring solutions”

+91 8905599771 / 6350255478


www.rocciatile.com



ABOUT US

Introduction

We take pride in introducing Roccia Tiles which is a unit of A.K Industries which was founded in 2018. Our world class state of the art manufacturing facility is based in Bagru, Jaipur which has a yearly manufacturing capacity of over 1.5 million square feet. The company is headed by its two dynamic Directors/founders Tanuj and Monika Gupta who strongly believe in growing the company by delivering quality and innovative products. Our company specializes in Thermal Roof Insulation Tiles, Heavy Duty Cement Concrete Designer floor, Heavy Duty Premium Pavers, Kerb stones etc. Roccia Tiles offers a wide range of premium designs and over 10 colors options to choose from. We proudly manufacture environment friendly products.




Company Vision

"Improving lifestyles of our customers by providing innovative and quality products."



Designer Parking Tiles



DESIGN: BORDER TOWN

SIZE: 12" X 12"

THICKNESS: 22 mm

COLOR SHOWN: BLACK

CUSTOM COLOR: YES



DESIGN: CAMBRIDGE

SIZE: 12" X 12"

THICKNESS: 22 mm

COLOR SHOWN: DARK GRAY

CUSTOM COLOR: YES

Designer Parking Tiles




DESIGN: COBBLE

SIZE: 12" X 12"

THICKNESS: 28 mm

COLOR SHOWN: DARK GRAY

CUSTOM COLOR: YES



DESIGN: COIN STAR


SIZE: 12" X 12"

THICKNESS: 22 mm

COLOR SHOWN: GRAY

CUSTOM COLOR: YES

Designer Parking Tiles




DESIGN: CROSSWEAVE

SIZE: 12" X 12"

THICKNESS: 22 mm

COLOR SHOWN: DARK GRAY

CUSTOM COLOR: YES



DESIGN: METRO

SIZE: 12" X 12"

THICKNESS: 22 mm

COLOR SHOWN: DARK GRAY

CUSTOM COLOR: YES

Designer Parking Tiles




DESIGN: NEW STONE

SIZE: 12" X 12"

THICKNESS: 24 mm

COLOR SHOWN: BLACK

CUSTOM COLOR: YES



DESIGN: VECTOR

SIZE: 12" X 12"

THICKNESS: 22 mm

COLOR SHOWN: SAFFRON

CUSTOM COLOR: YES

Designer Parking Tiles




DESIGN: WARRNING TACTILE

SIZE: 12" X 12"

THICKNESS: 24 mm

COLOR SHOWN: YELLOW

CUSTOM COLOR: YES



DESIGN: GUIDE TACTILE

SIZE: 12" X 12"

THICKNESS: 24 mm

COLOR SHOWN: YELLOW

CUSTOM COLOR: YES

Premium Pavers



DESIGN: STONE

SIZE: 8" X 8"

THICKNESS: 60 mm

COLOR SHOWN: GRAY

1 SQFT = 2.25 PCS

CUSTOM COLOR: YES



DESIGN: 4SQUARE

SIZE: 8" X 8"

THICKNESS: 60 mm

COLOR SHOWN: BLACK

1 SQFT = 2.25 PCS

CUSTOM COLOR: YES

Premium Pavers



DESIGN: ZIGZAG

SIZE: NA

THICKNESS: 60 mm/80 mm

COLOR SHOWN: GRAY

1 SQFT = 2.88 PCS

CUSTOM COLOR: YES



DESIGN: ORIENT

SIZE: NA


THICKNESS: 60 mm

COLOR SHOWN: BLACK

1 SQFT = 2 PCS

CUSTOM COLOR: YES

Premium Pavers



DESIGN: SB 2 & SB 3

SIZE: 4" X 8" & 4" X 4"

THICKNESS: 60 mm / 80 mm

COLOR SHOWN: BLACK

1 SQFT = NA

CUSTOM COLOR: YES



DESIGN: SB 3

SIZE: 4"X4"

THICKNESS: 60 mm / 80 mm

COLOR SHOWN: DARK GRAY

1 SQFT = 9 PCS

CUSTOM COLOR: YES

Premium Pavers



DESIGN: SB2

SIZE: 8" X 4"

THICKNESS: 60 mm / 80 mm

COLOR SHOWN: GRAY

1 SQFT = 4.5 PCS

CUSTOM COLOR: YES



DESIGN: I SHAPE

SIZE: NA

THICKNESS: 80 mm

COLOR SHOWN: GRAY

1 SQFT = 3.15 PCS

CUSTOM COLOR: YES

Grass Pavers



DESIGN: GRASS 1

SIZE: 10" X 10"

THICKNESS: 60 mm

COLOR SHOWN: GRAY

1 SQFT = 1.44 PCS

CUSTOM COLOR: YES



DESIGN: GRASS 2

SIZE: 8" X 16"

THICKNESS: 75 mm

COLOR SHOWN: GRAY

1 SQFT = .89 PCS

CUSTOM COLOR: YES

Kerb Stone & Saucer Drain



DESIGN: TEPAR

SIZES: 300X300X100 MM

300X300X150 MM

300X200X100 MM

COLOR SHOWN: GRAY

CUSTOM COLOR: NO



DESIGN: SAUCER DRAIN

SIZES: 300X300X100 MM

300X300X80 MM

COLOR SHOWN: GRAY

CUSTOM COLOR: NO

ECA-TILE[®] ROOF TOP THERMAL INSULATION TILE



ECA (Expanded clay aggregate) is round pellet structure produced by firing natural clay at 1200°C temperature.

The result is hard ceramic, honey comb structure of inter connected voids within the aggregate.

ECA is extremely light weight and thermally insulated material.

**1st TIME IN INDIA
EXPANDED CLAY
AGGREGATE**



Temperature Difference upto **8-10°C.**

* Terms & Conditions

TECHNICAL PARAMETERS

- ECA Tile Dimension: 300 X 300 X 22 mm.(Approx)
- ECA Tile Unit Weight: 2.5 kg. (Approx)
- Thermal Conductivity: 0.367 W/m.K (ASTM C-177).
- Surface Texture & Colour: Light Gray.
- High Resistance to Water Absorption.

LAYING

Same as conventional ceramic tile laying technique with 4-5 mm groove between tiles.

KEY FEATURES

- Improves the thermal behavior of building and saves electricity consumption.
- High thermal insulation efficiency, which does not change with time.
- Protect from thermal cyclic effect & increases the building life.
- Light in weight & strong.
- Easy maintenance and free installation.

GROOVE FILL

After settling of ECA tile, fill the joint by mixture of very fine sand + normal cement mortar, or any other cementitious material.

R
ROCCIA TILES
A unit of A.K. Industries

- 📍 I/K-4, Solitaire Park, Ajmer Road, Bagru, Jaipur (RAJ) 303007
- ✉ tanuj.gupta@rocciatile.com
- 🌐 www.rocciatile.com
- ☎ +91 63502 55478 / 89055 99771

Color Chart




Gray




Dark Gray



Black




Dholpur



Rust



Saffron



Beige



Red



Yellow

OUR CLIENT PROFILE



THE LEELA
PALACES HOTELS RESORTS

TOYOTA



WESTIN
HOTELS & RESORTS



NIMS
UNIVERSITY
RAJASTHAN, JAIPUR



IR
ROCCIA TILES
Let us sTile you

PARKING TILES | PAVERS | INSULATION TILES

“Transform your project with our high-quality flooring solutions”

Give us an opportunity to serve you


www.rocciatile.com

ROCCIA TILES

Let us sTile you

 I/K-4, Solitaire Park, Ajmer Road, Bagru, Jaipur (Raj) 303007

 tanuj.gupta@rocciatile.com / rocciatile@gmail.com

 6350 255 478 / 8905 599 771 / 8905 830 699

 www.rocciatile.com

Follow Us !



roccia_tiles



Roccia Tiles

PARKING TILES | PAVERS | INSULATION TILES

“Transform your project with our high-quality flooring solutions”