

Jerith Legacy

5/8" Picket | Hidden Fasteners



Jerith Legacy Residential Fence is most popular for a feature that conceals all picket to rail fasteners, providing the consumer with a lifetime of beauty.

PRIMARY APPLICATIONS

- Single Family Residences
- Multi-Family Apartments
- Gated Subdivisions
- Golf Courses

JERITH.COM **800-344-2242**

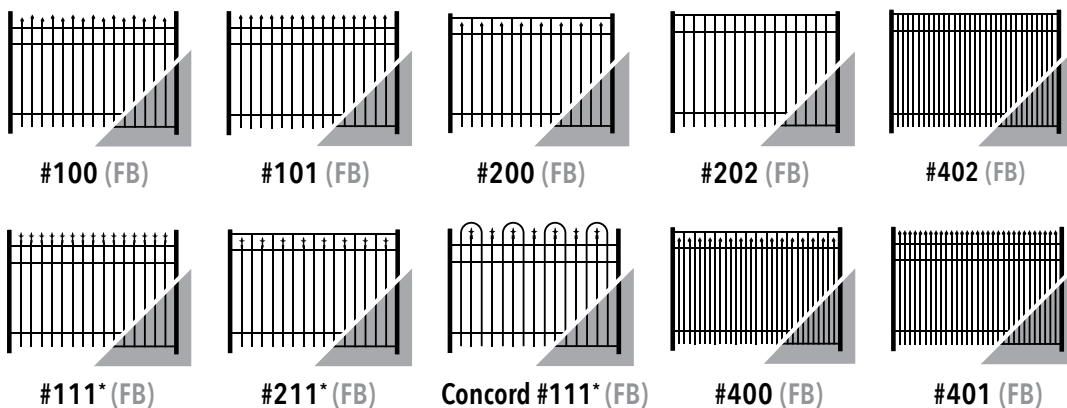
Jerith
ASSA ABLOY

Jerith Legacy

5/8" Picket | Hidden Fasteners

5/8" sq x .050" wall PICKETS | 1" x 1" (.082" side / .055" top) RAILS | 2" sq x .060" wall POSTS

STYLE OPTIONS



* Your choice of finial options:  Imperial  Majestic  Victorian (FB): Flush Bottom

COLORS

- Black
- Bronze



GATES

Gates match the fence style and are available in standard or arched designs.



QUALITY & STYLE

When we started manufacturing ornamental aluminum fences around 50 years ago, we made a commitment to producing only durable, high-quality, 100% American-made products. That commitment has become the backbone of our reputation and our promise to you.



LIFETIME LIMITED WARRANTY

Every fence comes with a lifetime warranty, made possible by our FencCoat™ finish and HS-35™ Aluminum Alloy.



DOMESTIC MANUFACTURING

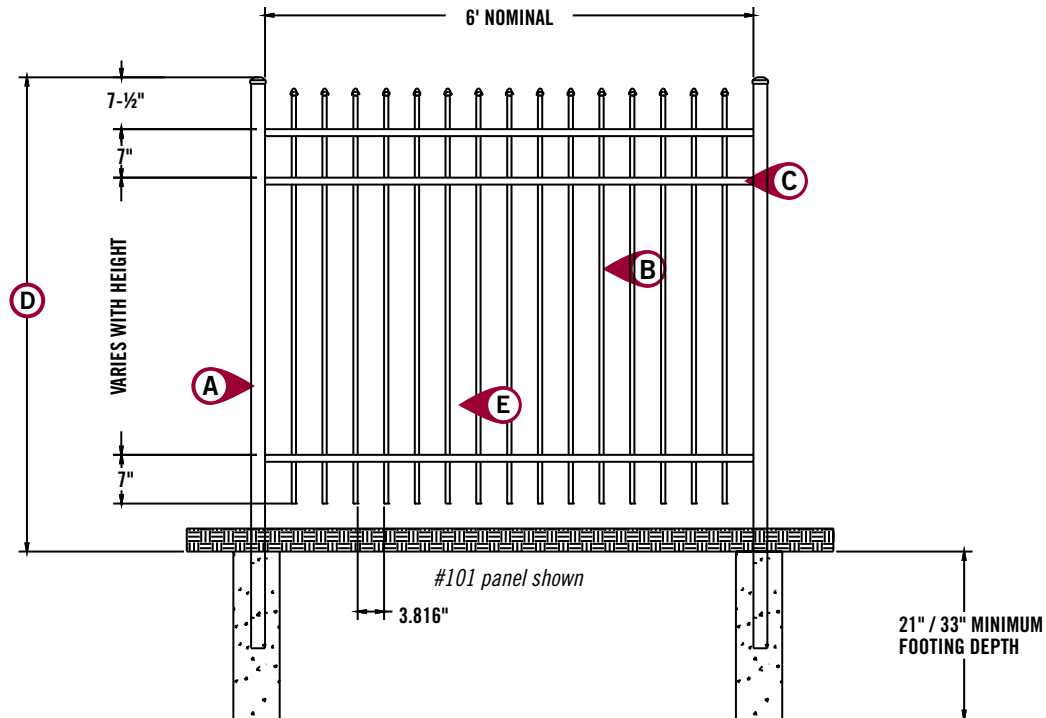
Jerith is committed to providing products that are 100% extruded, coated, fabricated, assembled and packaged in the USA.



TO PLACE YOUR ORDER CALL 800-344-2242 | VISIT JERITH.COM

JERITH LEGACY | 2, 3 & 4-RAIL OPTIONS

STANDARD & FLUSH BOTTOM OPTIONS AVAILABLE



- Ⓐ 2"sq x .060" wall (standard) or .125" wall POSTS
- Ⓑ 5/8"sq x .050" wall PICKETS
- Ⓒ 1" x 1" (0.082" side / 0.055" top) RAILS
- Ⓓ 3', 3½', 4', 4½', 4¾', 5' & 6' PANEL HEIGHTS
- Ⓔ 3.816" AIR SPACE

Refer to construction specification & tables within this section for recommended post space by bracket type

Jerith

JERITH LEGACY | STYLE #100 | 3-RAIL PANELS


STANDARD BOTTOM | 6' PANEL LENGTH (72" actual width) | 15 PICKETS PER PANEL | 35 PANELS PER PALLET

PANEL HEIGHT	ITEM NUMBER	WEIGHT	STOCKING
3'	RS36⊗100SN	11 lbs	⊙
42"	RS42⊗100SN	13 lbs	⊙
4'	RS48⊗100SN	14 lbs	B
5'	RS60⊗100SN	17 lbs	⊙

⊗ = **COLOR OPTIONS AVAILABLE** | **B** = Black | **Z** = Bronze

⊙ = **NON-STOCKED PRODUCT**

For details, see Jerith's Sales Policy in the catalog guide.



#100

JERITH LEGACY | STYLE #100 | 3-RAIL PANELS

DROP BOTTOM | 6' PANEL LENGTH (72" actual width) | 15 PICKETS PER PANEL | 35 PANELS PER PALLET


PANEL HEIGHT	ITEM NUMBER	WEIGHT	STOCKING
57"	RS57⊗100SN	15.25 lbs	⊙

⊗ = **COLOR OPTIONS AVAILABLE** | **B** = Black | **Z** = Bronze

⊙ = **NON-STOCKED PRODUCT**

For details, see Jerith's Sales Policy in the catalog guide.

NOTE: 4-rail is standard for 6' height, 3-rail is standard for all other heights



#100

JERITH LEGACY | STYLE #100 | 4-RAIL PANELS

STANDARD BOTTOM | 6' PANEL LENGTH (72" actual width) | 15 PICKETS PER PANEL | 35 PANELS PER PALLET


PANEL HEIGHT	ITEM NUMBER	WEIGHT	STOCKING
6'	RS72⊗100SN	20 lbs	⊙

⊗ = **COLOR OPTIONS AVAILABLE** | **B** = Black | **Z** = Bronze

⊙ = **NON-STOCKED PRODUCT**

For details, see Jerith's Sales Policy in the catalog guide.

NOTE: 4-rail is standard for 6' height, 3-rail is standard for all other heights



#100

Jerith

JERITH LEGACY | STYLE #101 | 3-RAIL PANELS


STANDARD BOTTOM | 6' PANEL LENGTH (72" actual width) | 15 PICKETS PER PANEL | 35 PANELS PER PALLET

PANEL HEIGHT	ITEM NUMBER	WEIGHT	STOCKING
3'	RS36⊗101SN	11 lbs	⊙
42"	RS42⊗101SN	13 lbs	⊙
4'	RS48⊗101SN	14 lbs	<u>B</u>
5'	RS60⊗101SN	17 lbs	<u>B</u>

⊗ = COLOR OPTIONS AVAILABLE | B = Black Z = Bronze

⊙ = NON-STOCKED PRODUCT

For details, see Jerith's Sales Policy in the catalog guide.



JERITH LEGACY | STYLE #101 | 3-RAIL PANELS

DROP BOTTOM | 6' PANEL LENGTH (72" actual width) | 15 PICKETS PER PANEL | 35 PANELS PER PALLET


PANEL HEIGHT	ITEM NUMBER	WEIGHT	STOCKING
57"	RS57⊗101SN	15.25 lbs	<u>B</u>

⊗ = COLOR OPTIONS AVAILABLE | B = Black Z = Bronze

⊙ = NON-STOCKED PRODUCT

For details, see Jerith's Sales Policy in the catalog guide.

NOTE: 4-rail is standard for 6' height, 3-rail is standard for all other heights



JERITH LEGACY | STYLE #101 | 4-RAIL PANELS

STANDARD BOTTOM | 6' PANEL LENGTH (72" actual width) | 15 PICKETS PER PANEL | 35 PANELS PER PALLET


PANEL HEIGHT	ITEM NUMBER	WEIGHT	STOCKING
6'	RS72⊗101SN	20 lbs	<u>B</u>

⊗ = COLOR OPTIONS AVAILABLE | B = Black Z = Bronze

⊙ = NON-STOCKED PRODUCT

For details, see Jerith's Sales Policy in the catalog guide.

NOTE: 4-rail is standard for 6' height, 3-rail is standard for all other heights



JERITH LEGACY | STYLE #200 | 3-RAIL PANELS


STANDARD BOTTOM | 6' PANEL LENGTH (72" actual width) | 15 PICKETS PER PANEL | 35 PANELS PER PALLET

PANEL HEIGHT	ITEM NUMBER	WEIGHT	STOCKING
3'	RS36ⓧ200SN	11 lbs	ⓧ
42"	RS42ⓧ200SN	13 lbs	ⓧ
4'	RS48ⓧ200SN	14 lbs	<u>B</u>
5'	RS60ⓧ200SN	17 lbs	<u>B</u>

ⓧ = COLOR OPTIONS AVAILABLE | B = Black Z = Bronze

ⓧ = NON-STOCKED PRODUCT

For details, see Jerith's Sales Policy in the catalog guide.



#200

JERITH LEGACY | STYLE #200 | 3-RAIL PANELS

DROP BOTTOM | 6' PANEL LENGTH (72" actual width) | 15 PICKETS PER PANEL | 35 PANELS PER PALLET


PANEL HEIGHT	ITEM NUMBER	WEIGHT	STOCKING
4'	RS48ⓧ200SNDB	14 lbs	ⓧ
54"	RS54ⓧ200SN	15 lbs	ⓧ
5'	RS60ⓧ200SNDB	17 lbs	ⓧ

ⓧ = COLOR OPTIONS AVAILABLE | B = Black Z = Bronze

ⓧ = NON-STOCKED PRODUCT

For details, see Jerith's Sales Policy in the catalog guide.

NOTE: 4-rail is standard for 6' height, 3-rail is standard for all other heights



#200

JERITH LEGACY | STYLE #200 | 4-RAIL PANELS

STANDARD BOTTOM | 6' PANEL LENGTH (72" actual width) | 15 PICKETS PER PANEL | 35 PANELS PER PALLET


PANEL HEIGHT	ITEM NUMBER	WEIGHT	STOCKING
6'	RS72ⓧ200SN	20 lbs	<u>B</u>

ⓧ = COLOR OPTIONS AVAILABLE | B = Black Z = Bronze

ⓧ = NON-STOCKED PRODUCT

For details, see Jerith's Sales Policy in the catalog guide.

NOTE: 4-rail is standard for 6' height, 3-rail is standard for all other heights



#200

ASSA ABLOY

TO PLACE YOUR ORDER CALL 800-344-2242 | VISIT JERITH.COM

Effective: 08/31/22

JERITH LEGACY | STYLE #202 | 3-RAIL PANELS

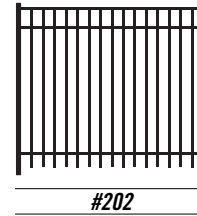
STANDARD BOTTOM | 6' PANEL LENGTH (72" actual width) | 15 PICKETS PER PANEL | 35 PANELS PER PALLET

PANEL HEIGHT	ITEM NUMBER	WEIGHT	STOCKING
3'	RS36⊗202SN	11 lbs	<u>B</u>
42"	RS42⊗202SN	13 lbs	⊙
4'	RS48⊗202SN	14 lbs	<u>B</u>
5'	RS60⊗202SN	17 lbs	<u>B</u>

⊗ = COLOR OPTIONS AVAILABLE | B = Black Z = Bronze

⊙ = NON-STOCKED PRODUCT

For details, see Jerith's Sales Policy in the catalog guide.



JERITH LEGACY | STYLE #202 | 3-RAIL PANELS

DROP BOTTOM | 6' PANEL LENGTH (72" actual width) | 15 PICKETS PER PANEL | 35 PANELS PER PALLET


PANEL HEIGHT	ITEM NUMBER	WEIGHT	STOCKING
4'	RS48⊗202SNDB	14 lbs	<u>B</u>
54"	RS54⊗202SN	15 lbs	⊙
5'	RS60⊗202SNDB	17 lbs	⊙

⊗ = COLOR OPTIONS AVAILABLE | B = Black Z = Bronze

⊙ = NON-STOCKED PRODUCT

For details, see Jerith's Sales Policy in the catalog guide.

NOTE: 4-rail is standard for 6' height, 3-rail is standard for all other heights



JERITH LEGACY | STYLE #202 | 4-RAIL PANELS

STANDARD BOTTOM | 6' PANEL LENGTH (72" actual width) | 15 PICKETS PER PANEL | 35 PANELS PER PALLET


PANEL HEIGHT	ITEM NUMBER	WEIGHT	STOCKING
6'	RS72⊗202SN	20 lbs	<u>B</u>

⊗ = COLOR OPTIONS AVAILABLE | B = Black Z = Bronze

⊙ = NON-STOCKED PRODUCT

For details, see Jerith's Sales Policy in the catalog guide.

NOTE: 4-rail is standard for 6' height, 3-rail is standard for all other heights



JERITH LEGACY | STYLE #111 | 3-RAIL PANELS

STANDARD BOTTOM | 6' PANEL LENGTH (72" actual width) | 15 PICKETS PER PANEL | 35 PANELS PER PALLET


PANEL HEIGHT	ITEM NUMBER	WEIGHT	STOCKING
3'	RS36⊗111SN	11 lbs	⊙
42"	RS42⊗111SN	13 lbs	⊙
4'	RS48⊗111SN	14 lbs	⊙
5'	RS60⊗111SN	17 lbs	⊙

⊗ = COLOR OPTIONS AVAILABLE | B = Black Z = Bronze

⊙ = NON-STOCKED PRODUCT

NOTE: FINIALS SOLD SEPERATELY (MAJESTIC , IMPERIAL , VICTORIAN)

For details, see Jerith's Sales Policy in the catalog guide.



#111

JERITH LEGACY | STYLE #111 | 3-RAIL PANELS

DROP BOTTOM | 6' PANEL LENGTH (72" actual width) | 15 PICKETS PER PANEL | 35 PANELS PER PALLET


PANEL HEIGHT	ITEM NUMBER	WEIGHT	STOCKING
57"	RS57⊗111SN	15.25 lbs	⊙

⊗ = COLOR OPTIONS AVAILABLE | B = Black Z = Bronze

⊙ = NON-STOCKED PRODUCT

NOTE: FINIALS SOLD SEPERATELY (MAJESTIC , IMPERIAL , VICTORIAN)

For details, see Jerith's Sales Policy in the catalog guide.



#111

JERITH LEGACY | STYLE #111 | 4-RAIL PANELS

STANDARD BOTTOM | 6' PANEL LENGTH (72" actual width) | 15 PICKETS PER PANEL | 35 PANELS PER PALLET

PANEL HEIGHT	ITEM NUMBER	WEIGHT	STOCKING
6'	RS72⊗111SN	20 lbs	<u>B</u>

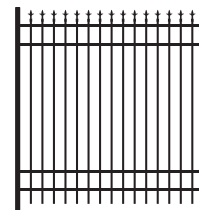
⊗ = COLOR OPTIONS AVAILABLE | B = Black Z = Bronze

⊙ = NON-STOCKED PRODUCT

NOTE: FINIALS SOLD SEPERATELY (MAJESTIC , IMPERIAL , VICTORIAN)

4-rail is standard for 6' height, 3-rail is standard for all other heights

For details, see Jerith's Sales Policy in the catalog guide.



#111

ASSA ABLOY

TO PLACE YOUR ORDER CALL 800-344-2242 | VISIT JERITH.COM

Effective: 08/31/22

JERITH LEGACY | STYLE #211 | 3-RAIL PANELS

STANDARD BOTTOM | 6' PANEL LENGTH (72" actual width) | 15 PICKETS PER PANEL | 35 PANELS PER PALLET

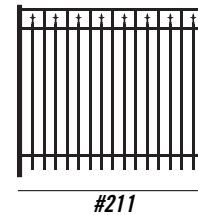
PANEL HEIGHT	ITEM NUMBER	WEIGHT	STOCKING
3'	RS36⊗211SN	11 lbs	⊙
42"	RS42⊗211SN	13 lbs	⊙
4'	RS48⊗211SN	14 lbs	⊙
5'	RS60⊗211SN	17 lbs	⊙

⊗ = COLOR OPTIONS AVAILABLE | B = Black Z = Bronze

⊙ = NON-STOCKED PRODUCT

NOTE: FINIALS SOLD SEPERATELY (MAJESTIC , IMPERIAL , VICTORIAN)

For details, see Jerith's Sales Policy in the catalog guide.



JERITH LEGACY | STYLE #211 | 3-RAIL PANELS

DROP BOTTOM | 6' PANEL LENGTH (72" actual width) | 15 PICKETS PER PANEL | 35 PANELS PER PALLET

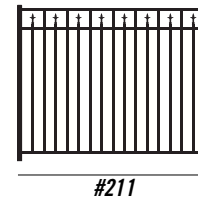
PANEL HEIGHT	ITEM NUMBER	WEIGHT	STOCKING
54"	RS54⊗211SN	15 lbs	⊙

⊗ = COLOR OPTIONS AVAILABLE | B = Black Z = Bronze

⊙ = NON-STOCKED PRODUCT

OTE: FINIALS SOLD SEPERATELY (MAJESTIC , IMPERIAL , VICTORIAN)

For details, see Jerith's Sales Policy in the catalog guide.



JERITH LEGACY | STYLE #211 | 4-RAIL PANELS

STANDARD BOTTOM | 6' PANEL LENGTH (72" actual width) | 15 PICKETS PER PANEL | 35 PANELS PER PALLET

PANEL HEIGHT	ITEM NUMBER	WEIGHT	STOCKING
6'	RS72⊗211SN	20 lbs	⊙


⊗ = COLOR OPTIONS AVAILABLE | B = Black Z = Bronze

⊙ = NON-STOCKED PRODUCT

NOTE: FINIALS SOLD SEPERATELY (MAJESTIC , IMPERIAL , VICTORIAN)

4-rail is standard for 6' height, 3-rail is standard for all other heights

For details, see Jerith's Sales Policy in the catalog guide.



JERITH LEGACY | STYLE CONCORD #101 | 3-RAIL PANELS

STANDARD BOTTOM | 6' PANEL LENGTH (72" actual width) | 15 PICKETS PER PANEL | 35 PANELS PER PALLET


PANEL HEIGHT	ITEM NUMBER	WEIGHT	STOCKING
3'	RS36⊗C01SN	11 lbs	⊙
42"	RS42⊗C01SN	13 lbs	⊙
4'	RS48⊗C01SN	14 lbs	⊙
5'	RS60⊗C01SN	16 lbs	⊙

⊗ = COLOR OPTIONS AVAILABLE | **B** = Black **Z** = Bronze

⊙ = NON-STOCKED PRODUCT

NOTE: FINIALS SOLD SEPERATELY (MAJESTIC , IMPERIAL , VICTORIAN)

For details, see Jerith's Sales Policy in the catalog guide.



CONCORD #101

JERITH LEGACY | STYLE CONCORD #101 | 3-RAIL PANELS

DROP BOTTOM | 6' PANEL LENGTH (72" actual width) | 15 PICKETS PER PANEL | 35 PANELS PER PALLET


PANEL HEIGHT	ITEM NUMBER	WEIGHT	STOCKING
57"	RS57⊗C01SN	15.25 lbs	⊙

⊗ = COLOR OPTIONS AVAILABLE | **B** = Black **Z** = Bronze

⊙ = NON-STOCKED PRODUCT

NOTE: FINIALS SOLD SEPERATELY (MAJESTIC , IMPERIAL , VICTORIAN)

For details, see Jerith's Sales Policy in the catalog guide.



CONCORD #101

JERITH LEGACY | STYLE CONCORD #101 | 4-RAIL PANELS

STANDARD BOTTOM | 6' PANEL LENGTH (72" actual width) | 15 PICKETS PER PANEL | 35 PANELS PER PALLET

PANEL HEIGHT	ITEM NUMBER	WEIGHT	STOCKING
6'	RS72⊗C01SN	20 lbs	⊙


⊗ = COLOR OPTIONS AVAILABLE | **B** = Black **Z** = Bronze

⊙ = NON-STOCKED PRODUCT

NOTE: FINIALS SOLD SEPERATELY (MAJESTIC , IMPERIAL , VICTORIAN)

4-rail is standard for 6' height, 3-rail is standard for all other heights

For details, see Jerith's Sales Policy in the catalog guide.



CONCORD #101

Jerith

JERITH LEGACY | STYLE CONCORD #111 | 3-RAIL PANELS

STANDARD BOTTOM | 6' PANEL LENGTH (72" actual width) | 15 PICKETS PER PANEL | 35 PANELS PER PALLET


PANEL HEIGHT	ITEM NUMBER	WEIGHT	STOCKING
3'	RS36ⓧC11SN	11 lbs	ⓧ
42"	RS42ⓧC11SN	13 lbs	ⓧ
4'	RS48ⓧC11SN	14 lbs	ⓧ
5'	RS60ⓧC11SN	16 lbs	ⓧ

ⓧ = COLOR OPTIONS AVAILABLE | B = Black Z = Bronze

ⓧ = NON-STOCKED PRODUCT

NOTE: FINIALS SOLD SEPERATELY (MAJESTIC , IMPERIAL , VICTORIAN)

For details, see Jerith's Sales Policy in the catalog guide.



CONCORD #111

JERITH LEGACY | STYLE CONCORD #111 | 3-RAIL PANELS

DROP BOTTOM | 6' PANEL LENGTH (72" actual width) | 15 PICKETS PER PANEL | 35 PANELS PER PALLET

PANEL HEIGHT	ITEM NUMBER	WEIGHT	STOCKING
57"	RS57ⓧC11SN	15.25 lbs	ⓧ

ⓧ = COLOR OPTIONS AVAILABLE | B = Black Z = Bronze

ⓧ = NON-STOCKED PRODUCT

NOTE: FINIALS SOLD SEPERATELY (MAJESTIC , IMPERIAL , VICTORIAN)

For details, see Jerith's Sales Policy in the catalog guide.



CONCORD #111

JERITH LEGACY | STYLE CONCORD #111 | 4-RAIL PANELS

STANDARD BOTTOM | 6' PANEL LENGTH (72" actual width) | 15 PICKETS PER PANEL | 35 PANELS PER PALLET

PANEL HEIGHT	ITEM NUMBER	WEIGHT	STOCKING
6'	RS72ⓧC11SN	20 lbs	ⓧ


ⓧ = COLOR OPTIONS AVAILABLE | B = Black Z = Bronze

ⓧ = NON-STOCKED PRODUCT

NOTE: FINIALS SOLD SEPERATELY (MAJESTIC , IMPERIAL , VICTORIAN)

4-rail is standard for 6' height, 3-rail is standard for all other heights

For details, see Jerith's Sales Policy in the catalog guide.



CONCORD #111

JERITH LEGACY | STYLE #400 | 3-RAIL PANELS


STANDARD BOTTOM | 6' PANEL LENGTH (72" actual width) | 31 PICKETS PER PANEL | 35 PANELS PER PALLET

PANEL HEIGHT	ITEM NUMBER	WEIGHT	STOCKING
3'	RS36⊗400SN	19 lbs	⊙
42"	RS42⊗400SN	23 lbs	⊙
4'	RS48⊗400SN	23 lbs	⊙
5'	RS60⊗400SN	28 lbs	⊙

⊗ = COLOR OPTIONS AVAILABLE | B = Black Z = Bronze

⊙ = NON-STOCKED PRODUCT

For details, see Jerith's Sales Policy in the catalog guide.



#400

JERITH LEGACY | STYLE #400 | 4-RAIL PANELS

STANDARD BOTTOM | 6' PANEL LENGTH (72" actual width) | 31 PICKETS PER PANEL | 35 PANELS PER PALLET


PANEL HEIGHT	ITEM NUMBER	WEIGHT	STOCKING
6'	RS72⊗400SN	34 lbs	⊙

⊗ = COLOR OPTIONS AVAILABLE | B = Black Z = Bronze

⊙ = NON-STOCKED PRODUCT

For details, see Jerith's Sales Policy in the catalog guide.

NOTE: 4-rail is standard for 6' height, 3-rail is standard for all other heights



#400

ASSA ABLOY

TO PLACE YOUR ORDER CALL 800-344-2242 | VISIT JERITH.COM

Effective: 08/31/22

JERITH LEGACY | STYLE #401 | 3-RAIL PANELS


STANDARD BOTTOM | 6' PANEL LENGTH (72" actual width) | 31 PICKETS PER PANEL | 35 PANELS PER PALLET

PANEL HEIGHT	ITEM NUMBER	WEIGHT	STOCKING
3'	RS36⊗401SN	19 lbs	⊙
42"	RS42⊗401SN	23 lbs	⊙
4'	RS48⊗401SN	23 lbs	⊙
5'	RS60⊗401SN	28 lbs	⊙

⊗ = COLOR OPTIONS AVAILABLE | **B** = Black **Z** = Bronze

⊙ = NON-STOCKED PRODUCT

For details, see Jerith's Sales Policy in the catalog guide.



#401

JERITH LEGACY | STYLE #401 | 4-RAIL PANELS

STANDARD BOTTOM | 6' PANEL LENGTH (72" actual width) | 31 PICKETS PER PANEL | 35 PANELS PER PALLET


PANEL HEIGHT	ITEM NUMBER	WEIGHT	STOCKING
6'	RS72⊗401SN	34 lbs	⊙

⊗ = COLOR OPTIONS AVAILABLE | **B** = Black **Z** = Bronze

⊙ = NON-STOCKED PRODUCT

For details, see Jerith's Sales Policy in the catalog guide.

NOTE: 4-rail is standard for 6' height, 3-rail is standard for all other heights



#401

ASSA ABLOY

JERITH LEGACY | STYLE #402 | 3-RAIL PANELS


STANDARD BOTTOM | 6' PANEL LENGTH (72" actual width) | 31 PICKETS PER PANEL | 35 PANELS PER PALLET

PANEL HEIGHT	ITEM NUMBER	WEIGHT	STOCKING
3'	RS36⊗402SN	19 lbs	⊙
42"	RS42⊗402SN	23 lbs	⊙
4'	RS48⊗402SN	23 lbs	<u>B</u>
5'	RS60⊗402SN	28 lbs	<u>B</u>

⊗ = COLOR OPTIONS AVAILABLE | B = Black Z = Bronze

⊙ = NON-STOCKED PRODUCT

For details, see Jerith's Sales Policy in the catalog guide.



#402

JERITH LEGACY | STYLE #402 | 4-RAIL PANELS

STANDARD BOTTOM | 6' PANEL LENGTH (72" actual width) | 31 PICKETS PER PANEL | 35 PANELS PER PALLET


PANEL HEIGHT	ITEM NUMBER	WEIGHT	STOCKING
6'	RS72⊗402SN	34 lbs	⊙

⊗ = COLOR OPTIONS AVAILABLE | B = Black Z = Bronze

⊙ = NON-STOCKED PRODUCT

For details, see Jerith's Sales Policy in the catalog guide.

NOTE: 4-rail is standard for 6' height, 3-rail is standard for all other heights



#402

ASSA ABLOY

TO PLACE YOUR ORDER CALL 800-344-2242 | VISIT JERITH.COM

Effective: 08/31/22

Jerith

ASSA ABLOY

JERITH LEGACY | STANDARD POSTS

AVAILABLE IN BOX QTY ONLY | SCREWS AND FLAT CAPS INCLUDED WITH EACH POST

2" POST X .060" WALL							
BOTTOM RAIL TREATMENT	RAIL	HEIGHT	STYLE	LENGTH	ITEM NUMBER	BOX QTY	BOX WEIGHT
STANDARD	3 RAIL	3'	#100, #101, #111, CONCORD #101, CONCORD #111, #401	70"	KRS70⊗100◇P36	9	36 lbs
			#200, #202, #211, #400, #402	70"	KRS70⊗200◇P36	9	36 lbs
		42"	#100, #101, #111, CONCORD #101, CONCORD #111, #401	70"	KRS70⊗100◇P42	9	36 lbs
			#200, #202, #211, #400, #402	70"	KRS70⊗200◇P42	9	36 lbs
		4'	#100, #101, #111, CONCORD #101, CONCORD #111, #401	70"	KRS70⊗100◇P48	9	36 lbs
			#200, #202, #211, #400, #402	70"	KRS70⊗200◇P48	9	36 lbs
		5'	#100, #101, #111, CONCORD #101, CONCORD #111, #401	82"	KRS82⊗100◇P60	9	45 lbs
			#200, #202, #211, #400, #402	82"	KRS82⊗200◇P60	9	45 lbs
	4 RAIL	6'	#100, #101, #111, CONCORD #101, CONCORD #111, #401	100"	KRS100⊗100◇P72	9	63 lbs
			#200, #202, #211, #400, #402	100"	KRS100⊗200◇P72	9	63 lbs
DROP BOTTOM	3 RAIL	4'	#200, #202	70"	KRS70⊗200◇PDB48	9	36 lbs
		54"	#200, #202, #211	82"	KRS82⊗200◇PDB54	9	45 lbs
		57"	#100, #101, #111, CONCORD #101, CONCORD #111	82"	KRS82⊗100◇PDB57	9	45 lbs
		5"	#200, #202	82"	KRS82⊗200◇PDB60	9	45 lbs

2" GATE POST X .125" WALL							
BOTTOM RAIL TREATMENT	RAIL	HEIGHT	STYLE	LENGTH	ITEM NUMBER	BOX QTY	BOX WEIGHT
STANDARD	3 RAIL	3'	#100, #101, #111, CONCORD #101, CONCORD #111, #401	70"	KRS70⊗100GP36	9	63 lbs
			#200, #202, #211, #400, #402	70"	KRS70⊗200GP36	9	63 lbs
		42"	#100, #101, #111, CONCORD #101, CONCORD #111, #401	70"	KRS70⊗100GP42	9	63 lbs
			#200, #202, #211, #400, #402	70"	KRS70⊗200GP42	9	63 lbs
		4'	#100, #101, #111, CONCORD #101, CONCORD #111, #401	70"	KRS70⊗100GP48	9	63 lbs
			#200, #202, #211, #400, #402	70"	KRS70⊗200GP48	9	63 lbs
		5'	#100, #101, #111, CONCORD #101, CONCORD #111, #401	82"	KRS82⊗100GP60	9	72 lbs
			#200, #202, #211, #400, #402	82"	KRS82⊗200GP60	9	72 lbs
	4 RAIL	6'	#100, #101, #111, CONCORD #101, CONCORD #111, #401	100"	KRS100⊗100GP72	9	90 lbs
			#200, #202, #211, #400, #402	100"	KRS100⊗200GP72	9	90 lbs
DROP BOTTOM	3 RAIL	4'	#200, #202	70"	KRS70⊗200GPDB48	9	63 lbs
		54"	#200, #202, #211	82"	KRS82⊗200GPDB54	9	72 lbs
		57"	#100, #101, #111, CONCORD #101, CONCORD #111	82"	KRS82⊗100GPDB57	9	72 lbs
		5"	#200, #202	82"	KRS82⊗200GPDB60	9	72 lbs

⊗ = COLOR OPTIONS AVAILABLE | B = Black Z = Bronze

◇ = COLOR OPTIONS AVAILABLE | L = Line C = Corner E = End

NOTE: Screws and flat caps are included with the posts

Jerith

JERITH LEGACY | OPTIONAL POSTS

AVAILABLE IN BOX QTY ONLY | SCREWS AND FLAT CAPS INCLUDED WITH EACH POST

2-½" POST X .075" WALL								
BOTTOM RAIL TREATMENT	RAIL	HEIGHT	STYLE	LENGTH	ITEM NUMBER	BOX QTY	BOX WEIGHT	
STANDARD	3 RAIL	3'	#100, #101, #111, CONCORD #101, CONCORD #111, #401	70"	KINRS70⊗100⊔P36	9	54 lbs	
			#200, #202, #211, #400, #402	70"	KINRS70⊗200⊔P36	9	54 lbs	
		42"	#100, #101, #111, CONCORD #101, CONCORD #111, #401	70"	KINRS70⊗100⊔P42	9	54 lbs	
			#200, #202, #211, #400, #402	70"	KINRS70⊗200⊔P42	9	54 lbs	
		4'	#100, #101, #111, CONCORD #101, CONCORD #111, #401	70"	KINRS70⊗100⊔P48	9	54 lbs	
			#200, #202, #211, #400, #402	70"	KINRS70⊗200⊔P48	9	54 lbs	
	4 RAIL	5'	#100, #101, #111, CONCORD #101, CONCORD #111, #401	82"	KINRS82⊗100⊔P60	9	63 lbs	
			#200, #202, #211, #400, #402	82"	KINRS82⊗200⊔P60	9	63 lbs	
		6'	#100, #101, #111, CONCORD #101, CONCORD #111, #401	100"	KINRS100⊗100⊔P72	9	72 lbs	
			#200, #202, #211, #400, #402	100"	KINRS100⊗200⊔P72	9	72 lbs	
DROP BOTTOM	3 RAIL	4'	#200, #202	70"	KINRS70⊗200⊔PDB48	9	54 lbs	
		54"	#200, #202, #211	82"	KINRS82⊗200⊔PDB54	9	63 lbs	
		57"	#100, #101, #111, CONCORD #101, CONCORD #111	82"	KINRS82⊗100⊔PDB57	9	63 lbs	
		5"	#200, #202	82"	KINRS82⊗200⊔PDB60	9	63 lbs	

2-½" GATE POST X .125" WALL								
BOTTOM RAIL TREATMENT	RAIL	HEIGHT	STYLE	LENGTH	ITEM NUMBER	BOX QTY	BOX WEIGHT	
STANDARD	3 RAIL	3'	#100, #101, #111, CONCORD #101, CONCORD #111, #401	70"	KINRS70⊗100GP36	9	81 lbs	
			#200, #202, #211, #400, #402	70"	KINRS70⊗200GP36	9	81 lbs	
		42"	#100, #101, #111, CONCORD #101, CONCORD #111, #401	70"	KINRS70⊗100GP42	9	81 lbs	
			#200, #202, #211, #400, #402	70"	KINRS70⊗200GP42	9	81 lbs	
		4'	#100, #101, #111, CONCORD #101, CONCORD #111, #401	70"	KINRS70⊗100GP48	9	81 lbs	
			#200, #202, #211, #400, #402	70"	KINRS70⊗200GP48	9	81 lbs	
	4 RAIL	5'	#100, #101, #111, CONCORD #101, CONCORD #111, #401	82"	KINRS82⊗100GP60	9	90 lbs	
			#200, #202, #211, #400, #402	82"	KINRS82⊗200GP60	9	90 lbs	
		6'	#100, #101, #111, CONCORD #101, CONCORD #111, #401	100"	KINRS100⊗100GP72	9	99 lbs	
			#200, #202, #211, #400, #402	100"	KINRS100⊗200GP72	9	99 lbs	
DROP BOTTOM	3 RAIL	4'	#200, #202	70"	KINRS70⊗200GPDB48	9	81 lbs	
		54"	#200, #202, #211	82"	KINRS82⊗200GPDB54	9	90 lbs	
		57"	#100, #101, #111, CONCORD #101, CONCORD #111	82"	KINRS82⊗100GPDB57	9	90 lbs	
		5"	#200, #202	82"	KINRS82⊗200GPDB60	9	90 lbs	

⊗ = COLOR OPTIONS AVAILABLE | B = Black Z = Bronze

⊔ = COLOR OPTIONS AVAILABLE | L = Line C = Corner E = End

NOTE: Screws and flat caps are included with the posts

Jerith
ASSA ABLOY

JERITH LEGACY | OPTIONAL POSTS

AVAILABLE IN BOX QTY ONLY | SCREWS AND FLAT CAPS INCLUDED WITH EACH POST

3" POST X .090" WALL							
BOTTOM RAIL TREATMENT	RAIL	HEIGHT	STYLE	LENGTH	ITEM NUMBER	BOX QTY	BOX WEIGHT
STANDARD	3 RAIL	3'	#100, #101, #111, CONCORD #101, CONCORD #111, #401	70"	KCS70⊗100⬢P36	4	32 lbs
			#200, #202, #211, #400, #402	70"	KCS70⊗200⬢P36	4	32 lbs
		42"	#100, #101, #111, CONCORD #101, CONCORD #111, #401	70"	KCS70⊗100⬢P42	4	32 lbs
			#200, #202, #211, #400, #402	70"	KCS70⊗200⬢P42	4	32 lbs
		4'	#100, #101, #111, CONCORD #101, CONCORD #111, #401	70"	KCS70⊗100⬢P48	4	32 lbs
			#200, #202, #211, #400, #402	70"	KCS70⊗200⬢P48	4	32 lbs
		5'	#100, #101, #111, CONCORD #101, CONCORD #111, #401	82"	KCS82⊗100⬢P60	4	36 lbs
			#200, #202, #211, #400, #402	82"	KCS82⊗200⬢P60	4	36 lbs
	4 RAIL	6'	#100, #101, #111, CONCORD #101, CONCORD #111, #401	100"	KCS100⊗100⬢P72	4	44 lbs
			#200, #202, #211, #400, #402	100"	KCS100⊗200⬢P72	4	44 lbs
DROP BOTTOM	3 RAIL	4'	#200, #202	70"	KCS70⊗200⬢PDB48	4	32 lbs
		54"	#200, #202, #211	82"	KCS82⊗200⬢PDB54	4	36 lbs
		57"	#100, #101, #111, CONCORD #101, CONCORD #111	82"	KCS82⊗100⬢PDB57	4	36 lbs
		5"	#200, #202	82"	KCS82⊗200⬢PDB60	4	36 lbs

3" GATE POST X .125" WALL							
BOTTOM RAIL TREATMENT	RAIL	HEIGHT	STYLE	LENGTH	ITEM NUMBER	BOX QTY	BOX WEIGHT
STANDARD	3 RAIL	3'	#100, #101, #111, CONCORD #101, CONCORD #111, #401	70"	KCS70⊗100GP36	4	44 lbs
			#200, #202, #211, #400, #402	70"	KCS70⊗200GP36	4	44 lbs
		42"	#100, #101, #111, CONCORD #101, CONCORD #111, #401	70"	KCS70⊗100GP42	4	44 lbs
			#200, #202, #211, #400, #402	70"	KCS70⊗200GP42	4	44 lbs
		4'	#100, #101, #111, CONCORD #101, CONCORD #111, #401	70"	KCS70⊗100GP48	4	44 lbs
			#200, #202, #211, #400, #402	70"	KCS70⊗200GP48	4	44 lbs
		5'	#100, #101, #111, CONCORD #101, CONCORD #111, #401	82"	KCS82⊗100GP60	4	48 lbs
			#200, #202, #211, #400, #402	82"	KCS82⊗200GP60	4	48 lbs
	4 RAIL	6'	#100, #101, #111, CONCORD #101, CONCORD #111, #401	100"	KCS100⊗100GP72	4	56 lbs
			#200, #202, #211, #400, #402	100"	KCS100⊗200GP72	4	56 lbs
DROP BOTTOM	3 RAIL	4'	#200, #202	70"	KCS70⊗200GPDB48	4	44 lbs
		54"	#200, #202, #211	82"	KCS82⊗200GPDB54	4	48 lbs
		57"	#100, #101, #111, CONCORD #101, CONCORD #111	82"	KCS82⊗100GPDB57	4	48 lbs
		5"	#200, #202	82"	KCS82⊗200GPDB60	4	48 lbs

⊗ = COLOR OPTIONS AVAILABLE | B = Black Z = Bronze

⬢ = COLOR OPTIONS AVAILABLE | L = Line C = Corner E = End

NOTE: Screws and flat caps are included with the posts

Jerith

ASSA ABLOY

TO PLACE YOUR ORDER CALL 800-344-2242 | VISIT JERITH.COM

Effective: 08/31/22

JERITH LEGACY | OPTIONAL POSTS

AVAILABLE IN BOX QTY ONLY | SCREWS AND FLAT CAPS INCLUDED WITH EACH POST

4" GATE POST X .125" WALL			
LENGTH	ITEM NUMBER	BOX QTY	BOX WEIGHT
84"	K84Ⓢ4P	1	19 lbs
105"	K105Ⓢ4P	1	24 lbs

Ⓢ = **COLOR OPTIONS AVAILABLE** | **B** = Black **Z** = Bronze

NOTE: Screws and flat caps are included with the posts

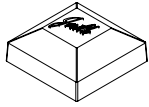
The logo for Jerith, featuring the word "Jerith" in a stylized, cursive script font.

ASSA ABLOY

JERITH LEGACY | POSTS

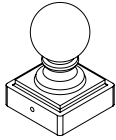
AVAILABLE IN BOX QTY ONLY | SCREWS AND FLAT CAPS INCLUDED WITH EACH POST

JERITH LEGACY | POST CAPS

**FLAT CAP**

Aluminum

SIZE	ITEM NUMBER	QTY	WT. EACH
2"sq. x 2" sq.	⊗CP2PSJ	1	0.12 lbs

**BALL CAP**

Aluminum

2"sq. x 2" sq.	⊗BC2PSJ	1	0.3 lbs
----------------	---------	---	---------

⊗ = COLOR OPTIONS AVAILABLE | **B** = Black **Z** = Bronze

The Jerith logo, featuring the word "Jerith" in a stylized, cursive script.


ASSA ABLOY

TO PLACE YOUR ORDER CALL 800-344-2242 | VISIT JERITH.COM

Effective: 08/31/22

JERITH LEGACY | PANEL ACCESSORIES

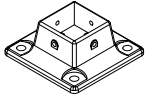
PUPPY MESH



SIZE	ITEM NUMBER	QTY	WT. EACH
24" H X 70-½" W	PA24⊗PUPSN	1	8.4 lb

Includes eight (8) zip ties.

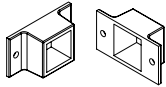
DECK MOUNT



2"	⊗DMC2	1	0.92 lb
2-1/2"	⊗DMC25	1	1.05 lb

Not recommended for fence higher than 48"

WALL MOUNT



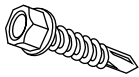
1" x 1"	RS⊗WMC	1	0.16 lb
---------	--------	---	---------

ADJUSTABLE WALL MOUNT



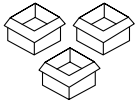
1" x 1"	RS⊗AWM	1	0.17 lb
---------	--------	---	---------

SELF DRILLING SCREW



#10 x 1"	⊗101PSJ	6/18/27	0.003 lb
----------	---------	---------	----------

PICKET PLUG



5/8" sq.	RSPLUG	100	1.5 lb
----------	--------	-----	--------

⊗ = COLOR OPTIONS AVAILABLE | **B** = Black | **Z** = Bronze

ASSA ABLOY

JERITH LEGACY | FINIALS



MAJESTIC FINIAL

SIZE	ITEM NUMBER	QTY	WT. EACH
5/8"	RS⊗MAJ	1	0.16 lb



IMPERIAL FINIAL

5/8"	RS⊗IMP	1	0.16 lbs
------	--------	---	----------



VICTORIAN FINIAL

5/8"	RS⊗VIC	1	0.167 lbs
------	--------	---	-----------

⊗ = COLOR OPTIONS AVAILABLE | **B** = Black **Z** = Bronze

JERITH LEGACY | ADORNMENTS



SS1 SCROLL

ITEM NUMBER	QTY	WT. EACH
⊗SS1	1	0.33 lbs



LS1 SCROLL

⊗LS1	1	1.28 lbs
------	---	----------



RINGS

QD⊗RINGS	1	1 lb
----------	---	------

Die cast aluminum. #10 x 3/4" self tapping screw is needed (3 per set)

⊗ = COLOR OPTIONS AVAILABLE | **B** = Black **Z** = Bronze

JERITH LEGACY | CUSTOM FINISHES



TOUCH UP PAINT

.6 OZ.

ITEM NUMBER	QTY	WT. EACH
⊗BOT	1	0.6 oz



SPRAY PAINT

4.5 OZ.

ITEM NUMBER	WT. EACH
⊗CAN	4.5 oz

⊗ = COLOR OPTIONS AVAILABLE | **B** = Black **Z** = Bronze

Jerith

JERITH LEGACY | CONSTRUCTION SPECIFICATION 32 31 19

ALUMINUM ORNAMENTAL FENCE SYSTEM

PART 1 - GENERAL

1.01 WORK INCLUDED

The contractor shall provide all labor, materials and all necessary items for the installation of the Jerith Legacy® Residential ornamental aluminum fence system defined herein at (*specify project site*).

1.02 RELATED WORK

Section ____ - Earthwork

Section ____ - Concrete

1.03 SYSTEM DESCRIPTION

The manufacturer shall supply a total ornamental aluminum fencing system of the Jerith Legacy® (*specify #100, #101, #111, #200, #202, #211, Concord #101, Concord #111, #400, #401, or #402*) design. The system shall include all components (*i.e., pickets, posts, rails, gates and hardware*) required.

1.04 QUALITY ASSURANCE

The contractor shall provide laborers and supervisors who are thoroughly familiar with the type of construction involved and the materials specified.

1.05 REFERENCES

- **ASTM B117** – Practice for Operating Salt-Spray (Fog) Apparatus
- **ASTM B221** – Standard Specification for Aluminum and Aluminum-Alloy Extruded Bars, Rods, Wire, Profiles and Tubes
- **ASTM D523** – Test Method for Specular Gloss
- **ASTM D1654** – Test Method for Evaluation of Painted or Coated Specimens Subjected to Corrosive Environments
- **ASTM D2244** – Test Method for Calculation of Color Differences from Instrumentally Measured Color Coordinates
- **ASTM D2794** – Test Method for Resistance of Organic Coatings to the Effects of Rapid Deformation (Impact)
- **ASTM D3359** – Test Method for Measuring Adhesion by Tape Test
- **ASTM D6695** – Standard Practice for Xenon-Arc Exposures of Paint and Related Coatings
- **AAMA 2603** – Voluntary Specification, Performance Requirements & Test Procedures for Pigmented organic Coatings on Aluminum Extrusions and Panels

1.06 SUBMITTAL

The manufacturer's submittal package shall be submitted prior to installation to confirm compliance with all requirements for materials specified in this section.

1.07 PRODUCT HANDLING AND STORAGE

Upon receipt at the job site, all materials shall be checked to ensure that no damages occurred during shipping or handling. Materials shall be stored in such a manner to ensure proper ventilation and drainage and to protect against damage, weather, vandalism and theft.

PART 2 - MATERIALS

2.01 MANUFACTURER

The ornamental fence system shall conform to Jerith's Legacy aluminum ornamental fencing, (*specify #100, #101, #111, #200, #202, #211, Concord #101, Concord #111, #400, #401, or #402*), style manufactured by Jerith Manufacturing in Philadelphia, Pennsylvania.

2.02 MATERIAL

- A. Aluminum material for fence framework (*i.e., tubular pickets, rails and posts*) shall conform to the requirements of **ASTM B221**. The aluminum extrusions for posts and rails shall be Alloy and Temper Designation **6005-T5**. The aluminum extrusions for pickets shall be Alloy and Temper Designation **6063-T6**.
- B. Pickets shall be 5/8" square x .050" thick. Horizontal rails shall be 1" x 1" channel with .055" thick top & .082" thick side walls and shall be punched to allow picket to pass through the top of the rail. Fence posts and gate posts shall meet the minimum size requirements of **Table 1**.
- C. Accessories: Aluminum castings shall be used for all post caps and other miscellaneous hardware. Hinges and latches shall be fabricated from aluminum, stainless steel or composite materials.

2.03 FABRICATION

- A. Pickets, rails and posts shall be pre-cut to specified lengths. Rails shall be pre-punched to accept pickets. Fasteners shall be inserted into the pre-punched holes in the rails and pickets so that pre-drilled picket holes align with the rails. Panels to be preassemble by manufacturer.

ASSA ABLOY

JERITH LEGACY | CONSTRUCTION SPECIFICATION 32 31 19

ALUMINUM ORNAMENTAL FENCE SYSTEM

B. Swing gates shall be fabricated using Jerith Legacy 1" x 1" rail material, 1-5/8" gate ends, and 5/8" sq. x .050 pickets. All rail and upright intersections shall be joined by welding.

PART 3 - EXECUTION

3.01 PREPARATION

All new installation shall be laid out by the contractor in accordance with the construction plans.

3.02 FENCE INSTALLATION

Fence post shall be spaced according to **Table 2**. For installations that must be raked to follow sloping grades, the post spacing dimension must be measured along the grade. Fence panels rails shall be inserted into punched posts and affixed with fasteners. Posts shall be set in concrete footers per manufacturers recommendation (*Note: In some cases, local restrictions of freezing weather conditions may require a greater depth*). The "Earthwork" and "Concrete" sections of this specification shall govern material requirements for the concrete footer. Posts setting by other methods such as plated posts or grouted core-drilled footers are permissible only if shown by engineering analysis to be sufficient in strength for the intended application.

3.03 FENCE INSTALLATION MAINTENANCE

When cutting/drilling rails or posts adhere to the following steps to seal the exposed surfaces; 1) Remove all metal shavings from cut area. 2) Apply custom finish paint matching fence color. Jerith spray cans or touch up paint shall be used to finish exposed surfaces; it is recommended that touch up paint be used to prevent overspray. Use of non-Jerith parts or components will negate the manufacturers' warranty.

3.04 GATE INSTALLATION

Gate posts shall be spaced according to the manufacturers' gate drawings, dependent on standard out-to-out gate leaf dimensions and gate hardware selected. Type and quantity of gate hinges shall be based on the application; weight,

height, and number of gate cycles. The manufacturers' gate drawings shall identify the necessary gate hardware required for the application. Gate hardware shall be provided by the manufacture of the gate and shall be installed per manufacturer's recommendations.

3.05 CLEANING

The contractor shall clean the jobsite of excess materials; post-hole excavations shall be scattered uniformly away from posts.

SEE REFERENCED TABLES ON THE FOLLOWING PAGE



ASSA ABLOY

TO PLACE YOUR ORDER CALL 800-344-2242 | VISIT JERITH.COM

Effective: 08/31/22

JERITH LEGACY | CONSTRUCTION SPECIFICATION 32 31 19

ALUMINUM ORNAMENTAL FENCE SYSTEM

TABLE 1

MINIMUM SIZES FOR LEGACY POSTS	
FENCE POSTS	PANEL HEIGHTS
2"sq x .060"	Up to 6' height
GATE LEAF	GATE HEIGHT
	up to & including 6'
up to 6'	2"sq x .125" aluminum

TABLE 2

LEGACY POST SPACING / PUNCHED POSTS	
POST SIZE	2"
POST SETTINGS	72-½" o.c.



JERITH LEGACY | LIMITED LIFETIME WARRANTY

ALUMINUM 5/8" PICKET FENCE

Jerith Aluminum Fence is manufactured from the highest quality materials by skilled craftsmen to meet the highest standards of workmanship in the industry. Extruded aluminum panels and posts shall be subject to a pretreatment wash followed by an electrostatic spray application of TGIC polyester powder coat finish, which provides the protection necessary to withstand adverse environmental conditions.

The powder coated surface on all Jerith® aluminum panels and posts are guaranteed under a limited lifetime warranty for normal and proper usage without cause, against cracking, peeling, chipping, blistering or corroding. Normal and proper usage does not include physical damage or abrasion to the protective coating. The warranty is non-transferable and is only valid to the original purchaser. Jerith Aluminum Fence is also guaranteed against defects in workmanship and materials.

Should any aluminum fence panels or posts manufactured by Jerith manufacturing fail in accordance with any of the above conditions, Jerith Manufacturing warrants to the original purchaser their redemption through replacement or renewal. The decision as to which method of redemption is allowed is solely at the discretion of Jerith.

Notice of failure under the conditions of this warranty shall be sent to Jerith Manufacturing or its authorized representative, in writing, together with proof of purchase and shall specify the nature of the defect and when it was first observed. If contractor uses non Jerith parts/components this will negate warranty. Should the fence be improperly installed, Jerith Manufacturing shall not be responsible for guaranteed performance or appearance of the material. Neither does this guarantee apply when failure or damage is due to improper use or application, abuse or misuse, vandalism or acts of God. Jerith Manufacturing reserves the right to inspect the material to determine validity of the claim.

Upon validation of the claim by Jerith Manufacturing or its authorized representative, redemption by replacement or renewal shall be made by Jerith Manufacturing. Reimbursement for the costs of removal and installation of materials are not included in the guarantee, nor will Jerith Manufacturing provide those services.

The above constitutes the complete warranty by the manufacturer. No other agreement, written or implied, is valid. Jerith Manufacturing does not authorize any other person or agent to make any other express warranties. Jerith Manufacturing neither assumes nor authorizes any other person or agent to assume any other liability in connection with Jerith Aluminum Fence. Some jurisdictions do not allow limitations on how long an implied warranty lasts, nor do they allow an exclusion or limitation of incidental or consequential damages; therefore, the limitations and exclusions noted herein may not apply.



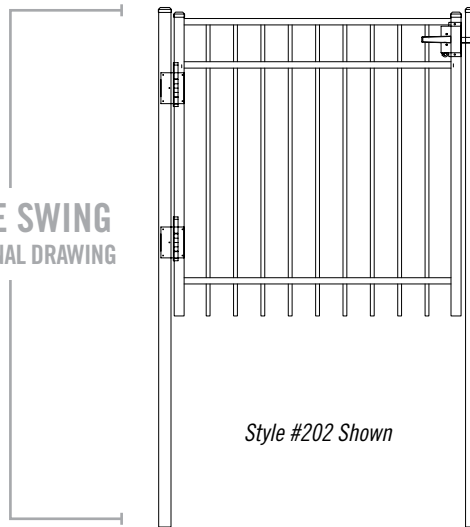
Jerith

ASSA ABLOY

JERITH LEGACY | SINGLE SWING GATE SPECIFICATIONS

1-5/8"sq x .125" wall GATE ENDS | 5/8"sq x .050" wall PICKETS

SINGLE SWING
DIMENSIONAL DRAWING



Style #202 Shown

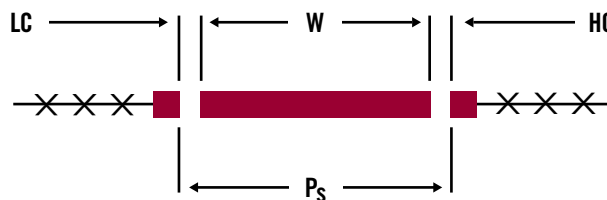
SINGLE SWING
HARDWARE & POST
INTERSPACES

OPENING	LEAF WIDTH*	HC	LC	P _s
3'	34-3/4"	1/2"	3/4"	36"
4'	46-3/4"	1/2"	3/4"	48"
5'	58-3/4"	1/2"	3/4"	60"

W = width* | HC = hinge clearance | LC = latch clearance | P_s = gate post spacing**

** From inside to inside

Gate Hardware sold separately. See Gate Hardware section for specific details.



Jerith

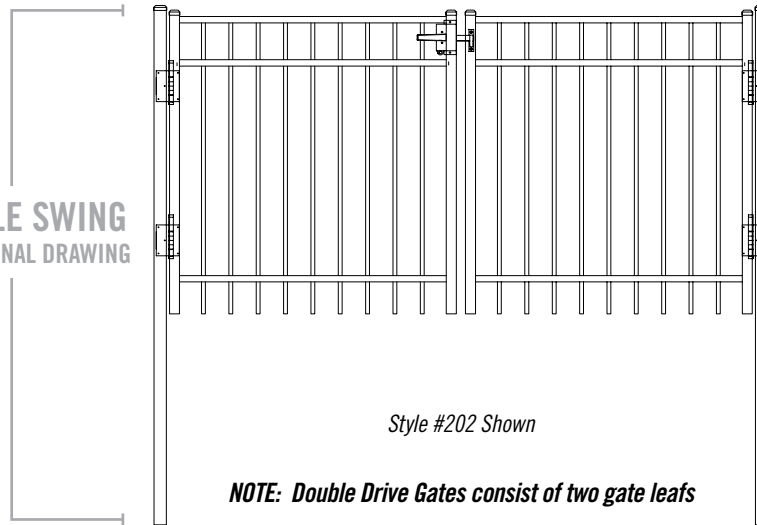
ASSA ABLOY

TO PLACE YOUR ORDER CALL 800-344-2242 | VISIT JERITH.COM

Effective: 08/31/22

JERITH LEGACY | DOUBLE SWING GATE SPECIFICATIONS

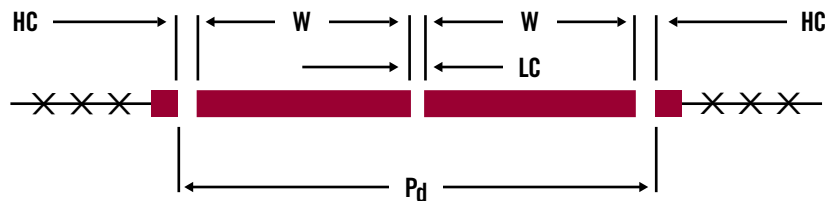
1-5/8"sq x .125" wall GATE ENDS | 5/8"sq x .050" wall PICKETS

DOUBLE SWING
DIMENSIONAL DRAWINGDOUBLE SWING
HARDWARE & POST
INTERSPACES

OPENING	LEAF WIDTH*	HC	LC	P _d
6'	34-3/4"	1/2"	3/4"	36"
8'	46-3/4"	1/2"	3/4"	48"
10'	58-3/4"	1/2"	3/4"	60"

W = width (x2)* | HC = hinge clearance (x2) | LC = latch clearance | P_d = gate post spacing**
 ** From inside to inside

Gate Hardware sold separately. See Gate Hardware section for specific details.



Jerith

JERITH LEGACY | 3-RAIL SINGLE SWING GATES

STANDARD BOTTOM | GATE HARDWARE SOLD SEPARATELY

	OPENING	LEAF WIDTH	ITEM NUMBER	PICKET QTY	WEIGHT	STOCKING
3' HEIGHT	3'	34-3/4"	LG36⊗ ⊗36	7	10 lbs	⊙
	4'	46-3/4"	LG36⊗ ⊗48	9	12 lbs	⊙
	5'	58-3/4"	LG36⊗ ⊗60	12	14 lbs	⊙
3-1/2' HEIGHT	3'	34-3/4"	LG42⊗ ⊗36	7	12 lbs	⊙
	4'	46-3/4"	LG42⊗ ⊗48	9	14 lbs	⊙
	5'	58-3/4"	LG42⊗ ⊗60	12	16 lbs	⊙
4' HEIGHT	3'	34-3/4"	LG48⊗ ⊗36	7	12 lbs	B202
	4'	46-3/4"	LG48⊗ ⊗48	9	14 lbs	B202
	5'	58-3/4"	LG48⊗ ⊗60	12	16 lbs	B200, B202
5' HEIGHT	3'	34-3/4"	LG60⊗ ⊗36	7	13 lbs	⊙
	4'	46-3/4"	LG60⊗ ⊗48	9	15 lbs	B200, B202, B101
	5'	58-3/4"	LG60⊗ ⊗60	12	17 lbs	B202, B101

⊗ = COLOR OPTIONS AVAILABLE | B = Black Z = Bronze

⊗ = FENCE STYLES AVAILABLE | 200 = #200 202 = #202 211 = #211 100 = #100 101 = #101 111 = #111

⊙ = NON-STOCKED PRODUCT



#200




#202



#211



#100



#101



#111

NOTE: Double Drive Gates consist of two gate leafs

ASSA ABLOY

TO PLACE YOUR ORDER CALL 800-344-2242 | VISIT JERITH.COM

Effective: 08/31/22

JERITH LEGACY | 3-RAIL SINGLE SWING GATES

DROP BOTTOM | GATE HARDWARE SOLD SEPARATELY

OPENING	LEAF WIDTH	ITEM NUMBER	PICKET QTY	WEIGHT	STOCKING
3'	34-3/4"	LG54⊗ ⊗36DB	7	13 lbs	B202
4'	46-3/4"	LG54⊗ ⊗48DB	9	15 lbs	B200, B202, Z202
5'	58-3/4"	LG54⊗ ⊗60DB	12	17 lbs	B200, B202

4-1/2'
HEIGHT⊗ = COLOR OPTIONS AVAILABLE | **B** = Black **Z** = Bronze⊗ = FENCE STYLES AVAILABLE | 200 = #200 202 = #202 211 = #211

⊗ = NON-STOCKED PRODUCT



#200



#202



#211

JERITH LEGACY | 3-RAIL SINGLE SWING GATES

DROP BOTTOM | GATE HARDWARE SOLD SEPARATELY

OPENING	LEAF WIDTH	ITEM NUMBER	PICKET QTY	WEIGHT	STOCKING
3'	34-3/4"	LG57⊗ ⊗36	7	13 lbs	⊗
4'	46-3/4"	LG57⊗ ⊗48	9	15 lbs	⊗
5'	58-3/4"	LG57⊗ ⊗60	12	17 lbs	⊗

4-3/4'
HEIGHT⊗ = COLOR OPTIONS AVAILABLE | **B** = Black **Z** = Bronze⊗ = FENCE STYLES AVAILABLE | 100 = #100 101 = #101 111 = #111

⊗ = NON-STOCKED PRODUCT



#100



#101



#111

NOTE: Double Drive Gates consist of two gate leaves

ASSA ABLOY

JERITH LEGACY | 3-RAIL SINGLE SWING GATES

DROP BOTTOM | GATE HARDWARE SOLD SEPARATELY

	OPENING	LEAF WIDTH	ITEM NUMBER	PICKET QTY	WEIGHT	STOCKING
4' HEIGHT	3'	34-3/4"	LG48⊗ ⊗36DB	7	12 lbs	⊙
	4'	46-3/4"	LG48⊗ ⊗48DB	9	14 lbs	B202
	5'	58-3/4"	LG48⊗ ⊗60DB	12	16 lbs	B202
5' HEIGHT	3'	34-3/4"	LG60⊗ ⊗36DB	7	13 lbs	⊙
	4'	46-3/4"	LG60⊗ ⊗48DB	9	15 lbs	⊙
	5'	58-3/4"	LG60⊗ ⊗60DB	12	17 lbs	⊙

⊗ = COLOR OPTIONS AVAILABLE | **B** = Black **Z** = Bronze⊗ = FENCE STYLES AVAILABLE | **200** = #200 **202** = #202

⊙ = NON-STOCKED PRODUCT



#200



#202

NOTE: Double Drive Gates consist of two gate leaves

ASSA ABLOY

TO PLACE YOUR ORDER CALL 800-344-2242 | VISIT JERITH.COM

Effective: 08/31/22


JERITH LEGACY | 4-RAIL SINGLE SWING GATES

STANDARD BOTTOM | GATE HARDWARE SOLD SEPARATELY


OPENING	LEAF WIDTH	ITEM NUMBER	PICKET QTY	WEIGHT	STOCKING
3'	34-3/4"	LG72⊗ ⊠36	7	15 lbs	⊙
4'	46-3/4"	LG72⊗ ⊠48	9	17 lbs	⊙
5'	58-3/4"	LG72⊗ ⊠60	12	19 lbs	⊙

6'
HEIGHT⊗ = COLOR OPTIONS AVAILABLE | **B** = Black **Z** = Bronze⊠ = FENCE STYLES AVAILABLE | **200** = #200 **202** = #202 **211** = #211 **100** = #100 **101** = #101 **111** = #111

⊙ = NON-STOCKED PRODUCT



#200



#202




#211



#100



#101



#111


NOTE: Double Drive Gates consist of two gate leaves

ASSA ABLOY

JERITH LEGACY | CONCORD 3-RAIL SINGLE SWING GATES

STANDARD BOTTOM | GATE HARDWARE SOLD SEPARATELY

	OPENING	LEAF WIDTH	ITEM NUMBER	PICKET QTY	WEIGHT	STOCKING
3' HEIGHT	3'	34-3/4"	LG36⊗ ⊗36	3 SPEAR / 2 HOOP	10 lbs	⊗
	4'	46-3/4"	LG36⊗ ⊗48	5 SPEAR / 2 HOOP	12 lbs	⊗
	5'	58-3/4"	LG36⊗ ⊗60	6 SPEAR / 3 HOOP	14 lbs	⊗
3-1/2' HEIGHT	3'	34-3/4"	LG42⊗ ⊗36	3 SPEAR / 2 HOOP	12 lbs	⊗
	4'	46-3/4"	LG42⊗ ⊗48	5 SPEAR / 2 HOOP	14 lbs	⊗
	5'	58-3/4"	LG42⊗ ⊗60	6 SPEAR / 3 HOOP	16 lbs	⊗
4' HEIGHT	3'	34-3/4"	LG48⊗ ⊗36	3 SPEAR / 2 HOOP	12 lbs	⊗
	4'	46-3/4"	LG48⊗ ⊗48	5 SPEAR / 2 HOOP	14 lbs	⊗
	5'	58-3/4"	LG48⊗ ⊗60	6 SPEAR / 3 HOOP	16 lbs	⊗
5' HEIGHT	3'	34-3/4"	LG60⊗ ⊗36	3 SPEAR / 2 HOOP	13 lbs	⊗
	4'	46-3/4"	LG60⊗ ⊗48	5 SPEAR / 2 HOOP	15 lbs	⊗
	5'	58-3/4"	LG60⊗ ⊗60	6 SPEAR / 3 HOOP	17 lbs	⊗



CONCORD #101



CONCORD #111

⊗ = COLOR OPTIONS AVAILABLE | B = Black Z = Bronze
 ⊗ = FENCE STYLES AVAILABLE | C01 = CONCORD #101 C11 = CONCORD #111
 ⊗ = NON-STOCKED PRODUCT

NOTE: Double Drive Gates consist of two gate leafs

Jerith

ASSA ABLOY

TO PLACE YOUR ORDER CALL 800-344-2242 | VISIT JERITH.COM

Effective: 08/31/22

JERITH LEGACY | CONCORD 3-RAIL SINGLE SWING GATES

DROP BOTTOM | GATE HARDWARE SOLD SEPARATELY

OPENING	LEAF WIDTH	ITEM NUMBER	PICKET QTY	WEIGHT	STOCKING
3'	34-¾"	LG57⊗ ⊠36DB	3 SPEAR / 2 HOOP	13 lbs	⊙
4'	46-¾"	LG57⊗ ⊠48DB	5 SPEAR / 2 HOOP	15 lbs	⊙
5'	58-¾"	LG57⊗ ⊠60DB	6 SPEAR / 3 HOOP	17 lbs	⊙

4-¾'
HEIGHT⊗ = COLOR OPTIONS AVAILABLE | **B** = Black **Z** = Bronze⊠ = FENCE STYLES AVAILABLE | **C01** = CONCORD #101 **C11** = CONCORD #111

⊙ = NON-STOCKED PRODUCT



CONCORD #101



CONCORD #111

JERITH LEGACY | CONCORD 4-RAIL SINGLE SWING GATES

STANDARD BOTTOM | GATE HARDWARE SOLD SEPARATELY

OPENING	LEAF WIDTH	ITEM NUMBER	PICKET QTY	WEIGHT	STOCKING
3'	34-¾"	LG72⊗ ⊠36	3 SPEAR / 2 HOOP	15 lbs	⊙
4'	46-¾"	LG72⊗ ⊠48	5 SPEAR / 2 HOOP	17 lbs	⊙
5'	58-¾"	LG72⊗ ⊠60	6 SPEAR / 3 HOOP	19 lbs	⊙

6'
HEIGHT⊗ = COLOR OPTIONS AVAILABLE | **B** = Black **Z** = Bronze⊠ = FENCE STYLES AVAILABLE | **C01** = CONCORD #101 **C11** = CONCORD #111

⊙ = NON-STOCKED PRODUCT



CONCORD #101



CONCORD #111

NOTE: Double Drive Gates consist of two gate leaves

ASSA ABLOY

JERITH LEGACY | 3-RAIL SINGLE SWING GATES


STANDARD BOTTOM | GATE HARDWARE SOLD SEPARATELY

	OPENING	LEAF WIDTH	ITEM NUMBER	PICKET QTY	WEIGHT	STOCKING
3' HEIGHT	3'	34-3/4"	LG36⊗⊠36	13	13 lbs	⊙
	4'	46-3/4"	LG36⊗⊠48	19	17 lbs	⊙
	5'	58-3/4"	LG36⊗⊠60	25	20 lbs	⊙
3-1/2' HEIGHT	3'	34-3/4"	LG42⊗⊠36	13	16 lbs	⊙
	4'	46-3/4"	LG42⊗⊠48	19	20 lbs	⊙
	5'	58-3/4"	LG42⊗⊠60	25	23 lbs	⊙
4' HEIGHT	3'	34-3/4"	LG48⊗⊠36	13	16 lbs	⊙
	4'	46-3/4"	LG48⊗⊠48	19	20 lbs	⊙
	5'	58-3/4"	LG48⊗⊠60	25	23 lbs	⊙
5' HEIGHT	3'	34-3/4"	LG60⊗⊠36	13	18 lbs	⊙
	4'	46-3/4"	LG60⊗⊠48	19	22 lbs	⊙
	5'	58-3/4"	LG60⊗⊠60	25	26 lbs	⊙


⊗ = COLOR OPTIONS AVAILABLE | **B** = Black **Z** = Bronze

⊠ = FENCE STYLES AVAILABLE | **400** = #400 **402** = #402 **401** = #401


⊙ = NON-STOCKED PRODUCT



#400



#401



#402

NOTE: Double Drive Gates consist of two gate leafs

Jerith

ASSA ABLOY

TO PLACE YOUR ORDER CALL 800-344-2242 | VISIT JERITH.COM

Effective: 08/31/22


JERITH LEGACY | 4-RAIL SINGLE SWING GATES

STANDARD BOTTOM | GATE HARDWARE SOLD SEPARATELY


6' HEIGHT	OPENING	LEAF WIDTH	ITEM NUMBER	PICKET QTY	WEIGHT	STOCKING
	3'	34-3/4"	LG72⊗ ⊗36	13	21 lbs	⊙
	4'	46-3/4"	LG72⊗ ⊗48	19	25 lbs	⊙
	5'	58-3/4"	LG72⊗ ⊗60	25	29 lbs	⊙

⊗ = COLOR OPTIONS AVAILABLE | B = Black Z = Bronze⊗ = FENCE STYLES AVAILABLE | 400 = #400 402 = #402 401 = #401


⊙ = NON-STOCKED PRODUCT



#400



#401



#402

NOTE: Double Drive Gates consist of two gate leaves

ASSA ABLOY



JERITH LEGACY | SINGLE SWING ARCH GATE SPECIFICATIONS

1-5/8"sq x .125" wall GATE ENDS | 5/8"sq x .050" wall PICKETS

SINGLE SWING
ARCHED
DIMENSIONAL DRAWING

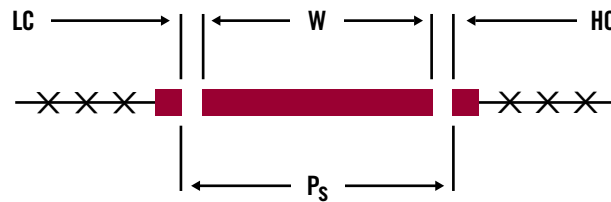


SINGLE SWING
ARCHED
HARDWARE & POST
INTERSPACES

OPENING	LEAF WIDTH*	HC	LC	P _s
3'	34-3/4"	1/2"	3/4"	36"
4'	46-3/4"	1/2"	3/4"	48"
5'	58-3/4"	1/2"	3/4"	60"

W = width* | HC = hinge clearance | LC = latch clearance |
P_s = gate post spacing**
** From inside to inside

Gate Hardware sold separately. See Gate Hardware section for specific details.



Jerith

JERITH LEGACY | 3-RAIL SINGLE ARCH GATES

STANDARD BOTTOM | GATE HARDWARE SOLD SEPARATELY

	OPENING	LEAF WIDTH	ITEM NUMBER	PICKET QTY	WEIGHT	STOCKING
3' HEIGHT	3'	34-3/4"	LG36⊗ ⊗36AG	7	10 lbs	⊙
	4'	46-3/4"	LG36⊗ ⊗48AG	9	12 lbs	⊙
	5'	58-3/4"	LG36⊗ ⊗60AG	12	14 lbs	⊙
3-1/2' HEIGHT	3'	34-3/4"	LG42⊗ ⊗36AG	7	12 lbs	⊙
	4'	46-3/4"	LG42⊗ ⊗48AG	9	14 lbs	⊙
	5'	58-3/4"	LG42⊗ ⊗60AG	12	16 lbs	⊙
4' HEIGHT	3'	34-3/4"	LG48⊗ ⊗36AG	7	12 lbs	⊙
	4'	46-3/4"	LG48⊗ ⊗48AG	9	14 lbs	⊙
	5'	58-3/4"	LG48⊗ ⊗60AG	12	16 lbs	⊙
5' HEIGHT	3'	34-3/4"	LG60⊗ ⊗36AG	7	13 lbs	⊙
	4'	46-3/4"	LG60⊗ ⊗48AG	9	15 lbs	⊙
	5'	58-3/4"	LG60⊗ ⊗60AG	12	17 lbs	⊙

⊗ = COLOR OPTIONS AVAILABLE | **B** = Black **Z** = Bronze

⊗ = FENCE STYLES AVAILABLE | **200** = #200 **202** = #202 **211** = #211 **100** = #100 **101** = #101 **111** = #111

⊙ = NON-STOCKED PRODUCT




#200



#202



#211



#100



#101



#111

Jerith

ASSA ABLOY

TO PLACE YOUR ORDER CALL 800-344-2242 | VISIT JERITH.COM

Effective: 08/31/22

JERITH LEGACY | 3-RAIL SINGLE ARCH GATES

DROP BOTTOM | GATE HARDWARE SOLD SEPARATELY

4-1/2'
HEIGHT

OPENING	LEAF WIDTH	ITEM NUMBER	PICKET QTY	WEIGHT	STOCKING
3'	34-3/4"	LG54⊗ ⊠36AGDB	7	13 lbs	⊙
4'	46-3/4"	LG54⊗ ⊠48AGDB	9	15 lbs	B200, B202
5'	58-3/4"	LG54⊗ ⊠60AGDB	12	17 lbs	B202

⊗ = COLOR OPTIONS AVAILABLE | **B** = Black **Z** = Bronze⊠ = FENCE STYLES AVAILABLE | 200 = #200 202 = #202 211 = #211

⊙ = NON-STOCKED PRODUCT



#200



#202



#211

JERITH LEGACY | 3-RAIL SINGLE ARCH GATES

DROP BOTTOM | GATE HARDWARE SOLD SEPARATELY

4-3/4'
HEIGHT

OPENING	LEAF WIDTH	ITEM NUMBER	PICKET QTY	WEIGHT	STOCKING
3'	34-3/4"	LG57⊗ ⊠36AGDB	7	13 lbs	⊙
4'	46-3/4"	LG57⊗ ⊠48AGDB	9	15 lbs	⊙
5'	58-3/4"	LG57⊗ ⊠60AGDB	12	17 lbs	⊙

⊗ = COLOR OPTIONS AVAILABLE | **B** = Black **Z** = Bronze⊠ = FENCE STYLES AVAILABLE | 101 = #101 111 = #111

⊙ = NON-STOCKED PRODUCT



#101



#111

ASSA ABLOY

JERITH LEGACY | 3-RAIL SINGLE ARCH GATES

DROP BOTTOM | GATE HARDWARE SOLD SEPARATELY

	OPENING	LEAF WIDTH	ITEM NUMBER	PICKET QTY	WEIGHT	STOCKING
4' HEIGHT	3'	34-3/4"	LG48⊗ ⊠36AGDB	7	12 lbs	⊙
	4'	46-3/4"	LG48⊗ ⊠48AGDB	9	14 lbs	⊙
	5'	58-3/4"	LG48⊗ ⊠60AGDB	12	16 lbs	⊙
5' HEIGHT	3'	34-3/4"	LG60⊗ ⊠36AGDB	7	13 lbs	⊙
	4'	46-3/4"	LG60⊗ ⊠48AGDB	9	15 lbs	⊙
	5'	58-3/4"	LG60⊗ ⊠60AGDB	12	17 lbs	⊙

⊗ = COLOR OPTIONS AVAILABLE | **B** = Black **Z** = Bronze⊠ = FENCE STYLES AVAILABLE | 200 = #200 202 = #202

⊙ = NON-STOCKED PRODUCT



#200



#202

Jerith

ASSA ABLOY

TO PLACE YOUR ORDER CALL 800-344-2242 | VISIT JERITH.COM

Effective: 08/31/22

JERITH LEGACY | 4-RAIL SINGLE ARCH GATES

STANDARD BOTTOM | GATE HARDWARE SOLD SEPARATELY

OPENING	LEAF WIDTH	ITEM NUMBER	PICKET QTY	WEIGHT	STOCKING
3'	34-3/4"	LG72⊗ ⊠36AG	7	15 lbs	⊙
4'	46-3/4"	LG72⊗ ⊠48AG	9	17 lbs	⊙
5'	58-3/4"	LG72⊗ ⊠60AG	12	19 lbs	⊙

6'
HEIGHT⊗ = COLOR OPTIONS AVAILABLE | **B** = Black **Z** = Bronze⊠ = FENCE STYLES AVAILABLE | 200 = #200 202 = #202 211 = #211 101 = #101 111 = #111

⊙ = NON-STOCKED PRODUCT



#200



#202



#211



#101



#111

ASSA ABLOY

JERITH LEGACY | 3-RAIL SINGLE ARCH GATES

STANDARD BOTTOM | GATE HARDWARE SOLD SEPARATELY

	OPENING	LEAF WIDTH	ITEM NUMBER	PICKET QTY	WEIGHT	STOCKING
3' HEIGHT	3'	34-3/4"	LG36⊗ ⊗36AG	13	13 lbs	⊙
	4'	46-3/4"	LG36⊗ ⊗48AG	19	17 lbs	⊙
	5'	58-3/4"	LG36⊗ ⊗60AG	25	20 lbs	⊙
3-1/2' HEIGHT	3'	34-3/4"	LG42⊗ ⊗36AG	13	16 lbs	⊙
	4'	46-3/4"	LG42⊗ ⊗48AG	19	20 lbs	⊙
	5'	58-3/4"	LG42⊗ ⊗60AG	25	26 lbs	⊙
4' HEIGHT	3'	34-3/4"	LG48⊗ ⊗36AG	13	16 lbs	⊙
	4'	46-3/4"	LG48⊗ ⊗48AG	19	20 lbs	⊙
	5'	58-3/4"	LG48⊗ ⊗60AG	25	23 lbs	⊙
5' HEIGHT	3'	34-3/4"	LG60⊗ ⊗36AG	13	18 lbs	⊙
	4'	46-3/4"	LG60⊗ ⊗48AG	19	22 lbs	⊙
	5'	58-3/4"	LG60⊗ ⊗60AG	25	26 lbs	⊙

⊗ = COLOR OPTIONS AVAILABLE | **B** = Black **Z** = Bronze⊗ = FENCE STYLES AVAILABLE | **400** = #400 **402** = #402 **401** = #401

⊙ = NON-STOCKED PRODUCT



#400



#401



#402

Jerith

ASSA ABLOY

TO PLACE YOUR ORDER CALL 800-344-2242 | VISIT JERITH.COM

Effective: 08/31/22


JERITH LEGACY | 4-RAIL SINGLE ARCH GATES

STANDARD BOTTOM | GATE HARDWARE SOLD SEPARATELY


6' HEIGHT	OPENING	LEAF WIDTH	ITEM NUMBER	PICKET QTY	WEIGHT	STOCKING
	3'	34-3/4"	LG72⊗ ⊠36AG	13	21 lbs	⊙
	4'	46-3/4"	LG72⊗ ⊠48AG	19	25 lbs	⊙
	5'	58-3/4"	LG72⊗ ⊠60AG	25	29 lbs	⊙

⊗ = COLOR OPTIONS AVAILABLE | **B** = Black **Z** = Bronze⊠ = FENCE STYLES AVAILABLE | **400** = #400 **402** = #402 **401** = #401

⊙ = NON-STOCKED PRODUCT



#400



#401



#402

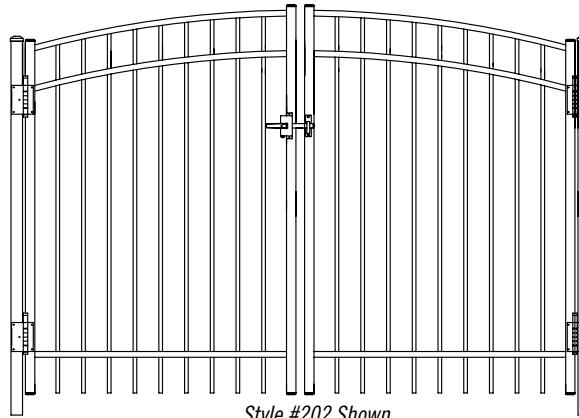
ASSA ABLOY



JERITH LEGACY | DOUBLE RAINBOW ARCH GATE SPECIFICATIONS

1-5/8"sq x .125" wall GATE ENDS | 5/8"sq x .050" wall PICKETS

DOUBLE RAINBOW
ARCHED
DIMENSIONAL DRAWING



NOTE: Double Drive Gates consist of two gate leafs

DOUBLE RAINBOW
ARCHED
HARDWARE & POST
INTERSPACES

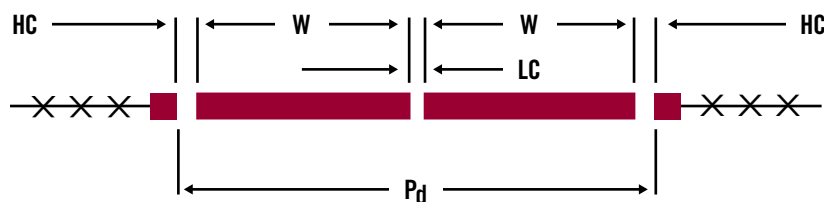
OPENING	LEAF WIDTH*	HC	LC	P _d
6'	34-3/4"	1/2"	3/4"	36"
8'	46-3/4"	1/2"	3/4"	48"
10'	58-3/4"	1/2"	3/4"	60"

W = width* | HC = hinge clearance | LC = latch clearance |

P_d = gate post spacing**

** From inside to inside

Gate Hardware sold separately. See Gate Hardware section for specific details.



Jerith

JERITH LEGACY | 3-RAIL DOUBLE RAINBOW ARCH GATES

STANDARD BOTTOM | GATE HARDWARE SOLD SEPARATELY

	OPENING	LEAF WIDTH	ITEM NUMBER	PICKET QTY	WEIGHT	STOCKING
3' HEIGHT	3'	34-3/4"	LG36⊗ ⊗36AGR	7	10 lbs	⊙
	4'	46-3/4"	LG36⊗ ⊗48AGR	9	12 lbs	⊙
	5'	58-3/4"	LG36⊗ ⊗60AGR	12	14 lbs	⊙
3-1/2' HEIGHT	3'	34-3/4"	LG42⊗ ⊗36AGR	7	12 lbs	⊙
	4'	46-3/4"	LG42⊗ ⊗48AGR	9	14 lbs	⊙
	5'	58-3/4"	LG42⊗ ⊗60AGR	12	16 lbs	⊙
4' HEIGHT	3'	34-3/4"	LG48⊗ ⊗36AGR	7	12 lbs	⊙
	4'	46-3/4"	LG48⊗ ⊗48AGR	9	14 lbs	⊙
	5'	58-3/4"	LG48⊗ ⊗60AGR	12	16 lbs	⊙
5' HEIGHT	3'	34-3/4"	LG60⊗ ⊗36AGR	7	13 lbs	⊙
	4'	46-3/4"	LG60⊗ ⊗48AGR	9	15 lbs	⊙
	5'	58-3/4"	LG60⊗ ⊗60AGR	12	17 lbs	⊙

⊗ = COLOR OPTIONS AVAILABLE | **B** = Black **Z** = Bronze

⊗ = FENCE STYLES AVAILABLE | **200** = #200 **202** = #202 **211** = #211 **101** = #101 **111** = #111

⊙ = NON-STOCKED PRODUCT



#200



#202



#211



#100



#101



#111

NOTE: Double Drive Gates consist of two gate leafs

Jerith

ASSA ABLOY

TO PLACE YOUR ORDER CALL 800-344-2242 | VISIT JERITH.COM

Effective: 08/31/22

JERITH LEGACY | 3-RAIL DOUBLE RAINBOW ARCH GATES

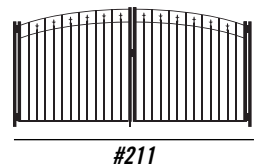

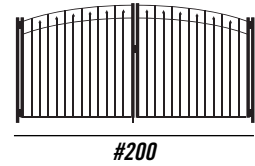
DROP BOTTOM | GATE HARDWARE SOLD SEPARATELY

4-1/2'
HEIGHT

OPENING	LEAF WIDTH	ITEM NUMBER	PICKET QTY	WEIGHT	STOCKING
3'	34-3/4"	LG54⊗ ⊠36AGRDB	7	13 lbs	⊙
4'	46-3/4"	LG54⊗ ⊠48AGRDB	9	15 lbs	⊙
5'	58-3/4"	LG54⊗ ⊠60AGRDB	12	17 lbs	⊙

⊗ = COLOR OPTIONS AVAILABLE | **B** = Black **Z** = Bronze⊠ = FENCE STYLES AVAILABLE | 200 = #200 202 = #202 211 = #211

⊙ = NON-STOCKED PRODUCT



JERITH LEGACY | 3-RAIL DOUBLE RAINBOW ARCH GATES

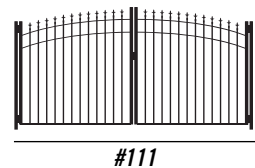
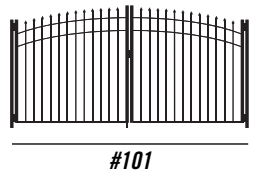
DROP BOTTOM | GATE HARDWARE SOLD SEPARATELY

4-3/4'
HEIGHT

OPENING	LEAF WIDTH	ITEM NUMBER	PICKET QTY	WEIGHT	STOCKING
3'	34-3/4"	LG57⊗ ⊠36AGRDB	7	13 lbs	⊙
4'	46-3/4"	LG57⊗ ⊠48AGRDB	9	15 lbs	⊙
5'	58-3/4"	LG57⊗ ⊠60AGRDB	12	17 lbs	⊙

⊗ = COLOR OPTIONS AVAILABLE | **B** = Black **Z** = Bronze⊠ = FENCE STYLES AVAILABLE | 101 = #101 111 = #111

⊙ = NON-STOCKED PRODUCT



NOTE: Double Drive Gates consist of two gate leaves

ASSA ABLOY

JERITH LEGACY | 3-RAIL DOUBLE RAINBOW ARCH GATES

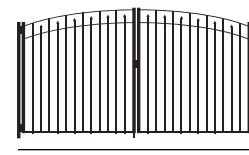
DROP BOTTOM | GATE HARDWARE SOLD SEPARATELY

	OPENING	LEAF WIDTH	ITEM NUMBER	PICKET QTY	WEIGHT	STOCKING
4' HEIGHT	3'	34-3/4"	LG48⊗ ☒36AGRDB	7	12 lbs	⊙
	4'	46-3/4"	LG48⊗ ☒48AGRDB	9	14 lbs	⊙
	5'	58-3/4"	LG48⊗ ☒60AGRDB	12	16 lbs	⊙
5' HEIGHT	3'	34-3/4"	LG60⊗ ☒36AGRDB	7	13 lbs	⊙
	4'	46-3/4"	LG60⊗ ☒48AGRDB	9	15 lbs	⊙
	5'	58-3/4"	LG60⊗ ☒60AGRDB	12	17 lbs	⊙

⊗ = COLOR OPTIONS AVAILABLE | B = Black Z = Bronze

☒ = FENCE STYLES AVAILABLE | 200 = #200 202 = #202

⊙ = NON-STOCKED PRODUCT



#200



#202

NOTE: Double Drive Gates consist of two gate leaves

ASSA ABLOY

TO PLACE YOUR ORDER CALL 800-344-2242 | VISIT JERITH.COM

Effective: 08/31/22


JERITH LEGACY | 4-RAIL DOUBLE RAINBOW ARCH GATES

STANDARD BOTTOM | GATE HARDWARE SOLD SEPARATELY

	OPENING	LEAF WIDTH	ITEM NUMBER	PICKET QTY	WEIGHT	STOCKING
6' HEIGHT	3'	34-3/4"	LG72⊗ ⊠36AGR	7	15 lbs	⊙
	4'	46-3/4"	LG72⊗ ⊠48AGR	9	17 lbs	⊙
	5'	58-3/4"	LG72⊗ ⊠60AGR	12	19 lbs	⊙

⊗ = COLOR OPTIONS AVAILABLE | B = Black Z = Bronze⊠ = FENCE STYLES AVAILABLE | 200 = #200 202 = #202 211 = #211 101 = #101 111 = #111


⊙ = NON-STOCKED PRODUCT




#200




#202



#211



#101



#111

NOTE: Double Drive Gates consist of two gate leaves

ASSA ABLOY

JERITH LEGACY | 3-RAIL DOUBLE RAINBOW ARCH GATES

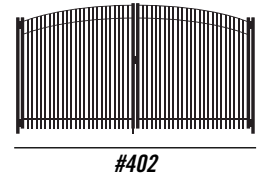

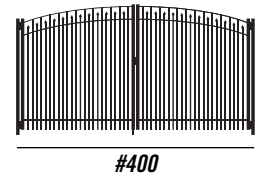
STANDARD BOTTOM | GATE HARDWARE SOLD SEPARATELY

	OPENING	LEAF WIDTH	ITEM NUMBER	PICKET QTY	WEIGHT	STOCKING
3' HEIGHT	3'	34-3/4"	LG36⊗ ⊗36AGR	13	13 lbs	⊙
	4'	46-3/4"	LG36⊗ ⊗48AGR	19	17 lbs	⊙
	5'	58-3/4"	LG36⊗ ⊗60AGR	25	20 lbs	⊙
3-1/2' HEIGHT	3'	34-3/4"	LG42⊗ ⊗36AGR	13	16 lbs	⊙
	4'	46-3/4"	LG42⊗ ⊗48AGR	19	20 lbs	⊙
	5'	58-3/4"	LG42⊗ ⊗60AGR	25	23 lbs	⊙
4' HEIGHT	3'	34-3/4"	LG48⊗ ⊗36AGR	13	16 lbs	⊙
	4'	46-3/4"	LG48⊗ ⊗48AGR	19	20 lbs	⊙
	5'	58-3/4"	LG48⊗ ⊗60AGR	25	23 lbs	⊙
5' HEIGHT	3'	34-3/4"	LG60⊗ ⊗36AGR	13	18 lbs	⊙
	4'	46-3/4"	LG60⊗ ⊗48AGR	19	22 lbs	⊙
	5'	58-3/4"	LG60⊗ ⊗60AGR	25	26 lbs	⊙

⊗ = COLOR OPTIONS AVAILABLE | **B** = Black **Z** = Bronze

⊗ = FENCE STYLES AVAILABLE | **400** = #400 **402** = #402 **401** = #401

⊙ = NON-STOCKED PRODUCT



NOTE: Double Drive Gates consist of two gate leafs

Jerith

ASSA ABLOY

TO PLACE YOUR ORDER CALL 800-344-2242 | VISIT JERITH.COM

Effective: 08/31/22

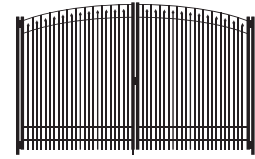
JERITH LEGACY | 4-RAIL DOUBLE RAINBOW ARCH GATES

STANDARD BOTTOM | GATE HARDWARE SOLD SEPARATELY

6' HEIGHT	OPENING	LEAF WIDTH	ITEM NUMBER	PICKET QTY	WEIGHT	STOCKING
	3'	34-3/4"	LG72⊗ ⊠36AGR	13	21 lbs	⊙
	4'	46-3/4"	LG72⊗ ⊠48AGR	19	25 lbs	⊙
	5'	58-3/4"	LG72⊗ ⊠60AGR	25	29 lbs	⊙

⊗ = COLOR OPTIONS AVAILABLE | **B** = Black **Z** = Bronze⊠ = FENCE STYLES AVAILABLE | **400** = #400 **402** = #402 **401** = #401

⊙ = NON-STOCKED PRODUCT



#400



#401

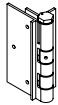


#402

NOTE: Double Drive Gates consist of two gate leaves

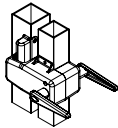
ASSA ABLOY

JERITH LEGACY | GATE HARDWARE

**SELF CLOSING
HINGE**

Aluminum

HINGE CLEARANCE	ITEM NUMBER	BOX QTY	WT. EACH
1/2"	RS⊗HIN	50	.75 lbs

**MAGNETIC
EVERLATCH**

Aluminum

LATCH CLEARANCE	ITEM NUMBER	BOX QTY	WT. EACH
3/4"	RS⊗LAT	18	.75 lbs

DROP ROD KIT

Aluminum

LENGTH	ITEM NUMBER	QTY	WT. EACH
30"	⊗DRKS	1	2 lbs
48"	⊗DRKL	1	2.25 lbs

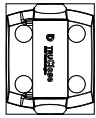
⊗ = COLOR OPTIONS AVAILABLE | B = Black Z = Bronze

ASSA ABLOY

TO PLACE YOUR ORDER CALL 800-344-2242 | VISIT JERITH.COM

Effective: 08/31/22

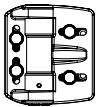
JERITH LEGACY | D & D GATE HARDWARE

**D & D TRU CLOSE
HINGE**

Aluminum

HINGE CLEARANCE	ITEM NUMBER	COLOR	QTY	WT. EACH
13/16"	BTCRHIN	BLACK	1	.75 lbs

With 2 legs & screws.

**D & D ADJUSTABLE
TRU CLOSE HINGE**

Aluminum

LATCH CLEARANCE	ITEM NUMBER	COLOR	QTY	WT. EACH
ADJUSTABLE 7/8"-2"	BTCAHIN	BLACK	1	.75 lbs

**D & D MAGNA
LATCH VERTICAL
PULL**

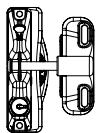
ADJUSTABLE	BMLS	BLACK	1	1 lb
------------	------	-------	---	------

**D & D MAGNA
LATCH TOP PULL**

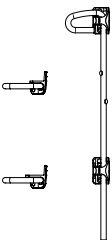
ADJUSTABLE	BML	BLACK	1	2 lbs
------------	-----	-------	---	-------

**D & D MAGNA
LATCH ALERT**

ADJUSTABLE	BMLA	BLACK	1	2.02 lbs
------------	------	-------	---	----------

**D & D LOKKLATCH
W/EXT. ACCESS**

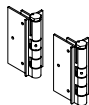
1/2"	BLLAAB	BLACK	1	.68 lbs
------	--------	-------	---	---------

**D & D DROP ROD
KIT**

LENGTH	ITEM NUMBER	COLOR	QTY	WT. EACH
24"	BQB24	BLACK	1	.68 lbs

ASSA ABLOY

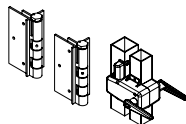
JERITH LEGACY | SINGLE & DOUBLE SWING KITS



DESCRIPTION	HC	LC	ITEM NUMBER	QTY	BOX WT.
Single Gate Hardware Kit (Hinge Only)	1/2"	N/A	KRS⊗SNG-H	1	1.32 lbs

Kit includes: (1) pr. #RS⊗HIN

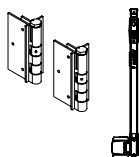
These kits are **NOT FOR USE** with gate leaves weighing over 62 lbs.



Single Gate Hardware Kit	1/2"	3/4"	KRS⊗SNGS	1	3.7 lbs
--------------------------	------	------	----------	---	---------

Kit includes: (1) pr. #RS⊗HIN | (1) ea. #RS⊗LAT

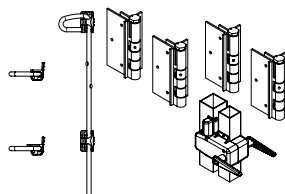
These kits are **NOT FOR USE** with gate leaves weighing over 62 lbs.



Single Gate Pool Hardware Kit	1/2"	3/4"	KRS⊗SNGSPL	1	3.07 lbs
-------------------------------	------	------	------------	---	----------

Kit includes: (1) pr. #RS⊗HIN | (1) ea. #BML

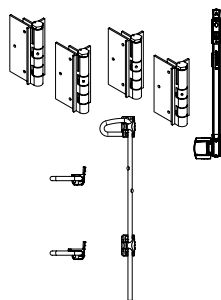
These kits are **NOT FOR USE** with gate leaves weighing over 62 lbs.



Double Gate Hardware Kit	1/2"	3/4"	KRS⊗DBLS-L	1	6.02 lbs
--------------------------	------	------	------------	---	----------

Kit includes: (2) pr. #RS⊗HIN | (1) ea. #RS⊗LAT | (1) ea. #BQB24

These kits are **NOT FOR USE** with gate leaves weighing over 132 lbs.



Double Gate Pool Hardware Kit	1/2"	3/4"	KRS⊗DBLSPL-L	1	5.39 lbs
-------------------------------	------	------	--------------	---	----------

Kit includes: (2) pr. #RS⊗HIN | (1) ea. #BML | (1) ea. #BQB24

These kits are **NOT FOR USE** with gate leaves weighing over 132 lbs.

⊗ = COLOR OPTIONS AVAILABLE | B = Black Z = Bronze

Jerith

ASSA ABLOY

TO PLACE YOUR ORDER CALL 800-344-2242 | VISIT JERITH.COM

Effective: 08/31/22