



# Preschool Documentation

**2-5 year olds**

August 15th, 2025

This week explorations  
*Le esplorazioni della  
settimana*

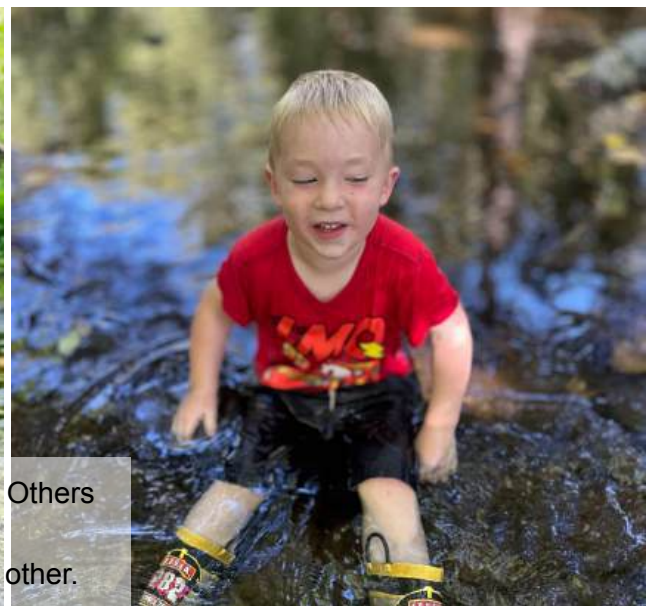


# CREEK EXPLORATION

We love going on nature walks to the creek right behind our preschool. We venture there in small groups. Along the way, we pause at special “Stop Stops,” where we wait for our friends to catch up. The friends who stay at school cheer us on from the yard, and we wave to them as we pass. One of our favorite parts of the walk is the magical hill—running down it means we are almost at the creek! As we get closer, we can hear the water flowing and the birds singing, as if they are welcoming us.







Some children prefer to stay on the rocky creek bed, gathering treasures and searching for bugs. Others love stepping into the water to play games. Some delight in throwing rocks and watching the big splashes, while others focus carefully on the challenge of crossing the creek from one side to the other.



# THE TOUGH “BLUE WEEDS”



On our way back to school, Rocky noticed the wildflowers the children had named “Blue Weeds”—known as chicory. He tugged and tugged, but the flowers wouldn’t budge. Miss Nicole explained that chicory plants have **taproots**, like carrots, which anchor them firmly into the soil.



# GRAPHIC EXPLORATION OF THE CREEK AND ITS PARTS

*This month, we're taking a closer look at  
some of the components of the creek.  
What is at the creek?  
What sounds do you hear?  
What lives at the creek?*



# GRAPHIC REPRESENTATION

*During our visit to the creek with Miss Nicole, we collected treasures that we found interesting and that are part of our creekside ecosystem. During our exploration, Miss Nicole talked with us about the different parts of the creek—such as moss, rocks, living animals, and the many types of flora and fauna that blossom and bloom both in the water and in the surrounding foliage. Part of our creek visits is drawing our experiences to revisit and express ideas.*







*In the Art Atelier, Miss Amanda asked us about our exploration to the **creek**. She asked us about what we saw, felt and **collected**. Here she asked us what we heard when we put the **rocks** up to our ears.*



"I'm drawing the **creek**, I went to the creek and had my bathing suit. This is the **water** that I saw with Miss Nicole."

REMI 4.3 y.o.

"I made a **shell.**"

REMI 4.3 y.o.







"This is the  
**creek**. There is  
a snake in the  
**water.**"  
ADDY 3.5 y.o.



"This is the  
**water worm**  
that **lives** in the  
**creek.**"  
ADDY 3.5 y.o.



"This is the end of the  
**creek** where the  
**water worm** lives."  
ADDY 3.5 y.o.





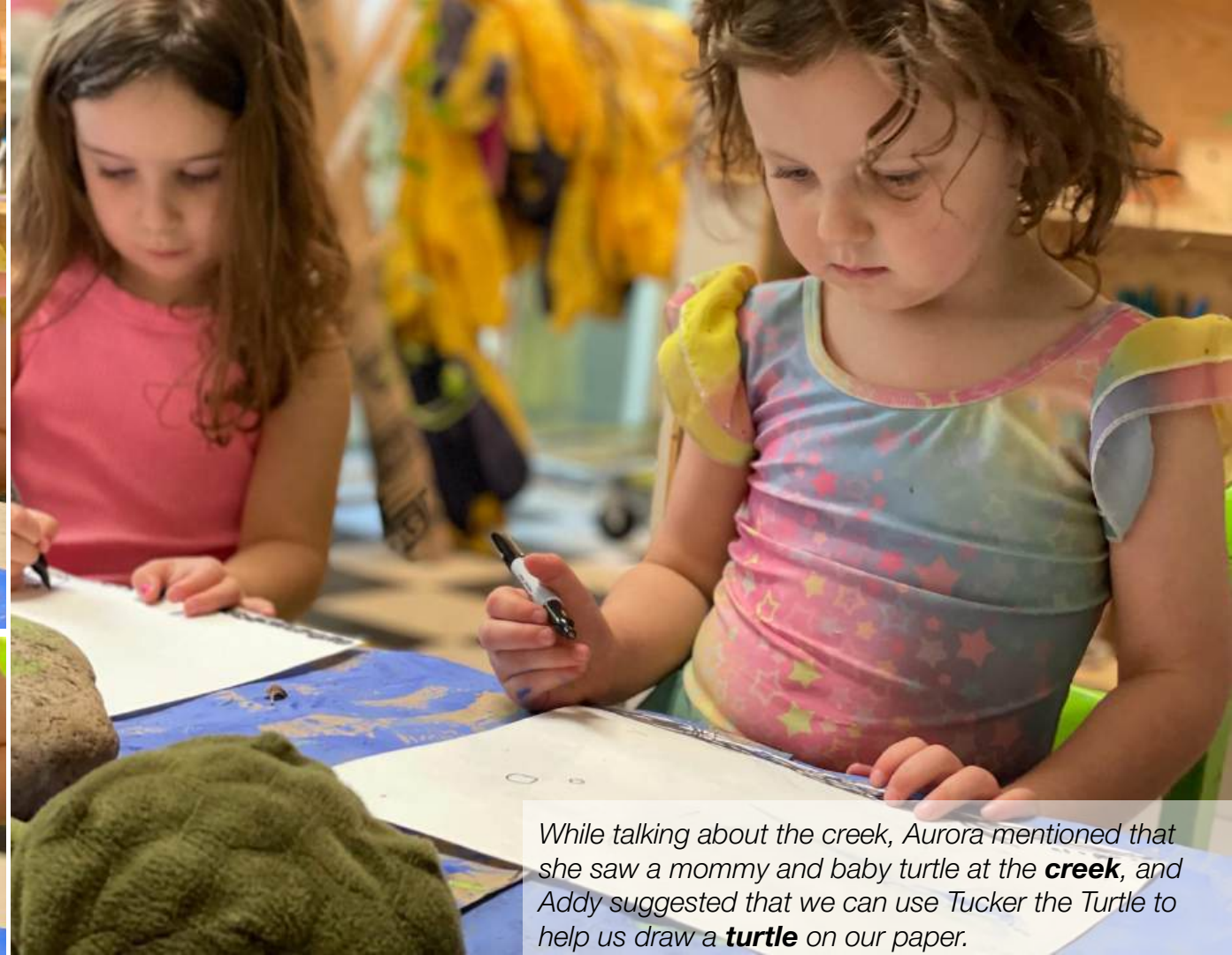
"This is the  
mommy and  
baby  
**turtle.**"

AURORA 4.5 y.o.



"This is the **creek.**"

AURORA 4.5 y.o.



While talking about the creek, Aurora mentioned that she saw a mommy and baby turtle at the **creek**, and Addy suggested that we can use Tucker the Turtle to help us draw a **turtle** on our paper.





"I saw a **millipede** It was an underwater millipede."

AVA 3.3 y.o.

"I think I almost saw an orange fish in the **creek**."

AVA 3.3 y.o.





"Addy, don't forget to try the yellow and blue to make the green for the **moss**."

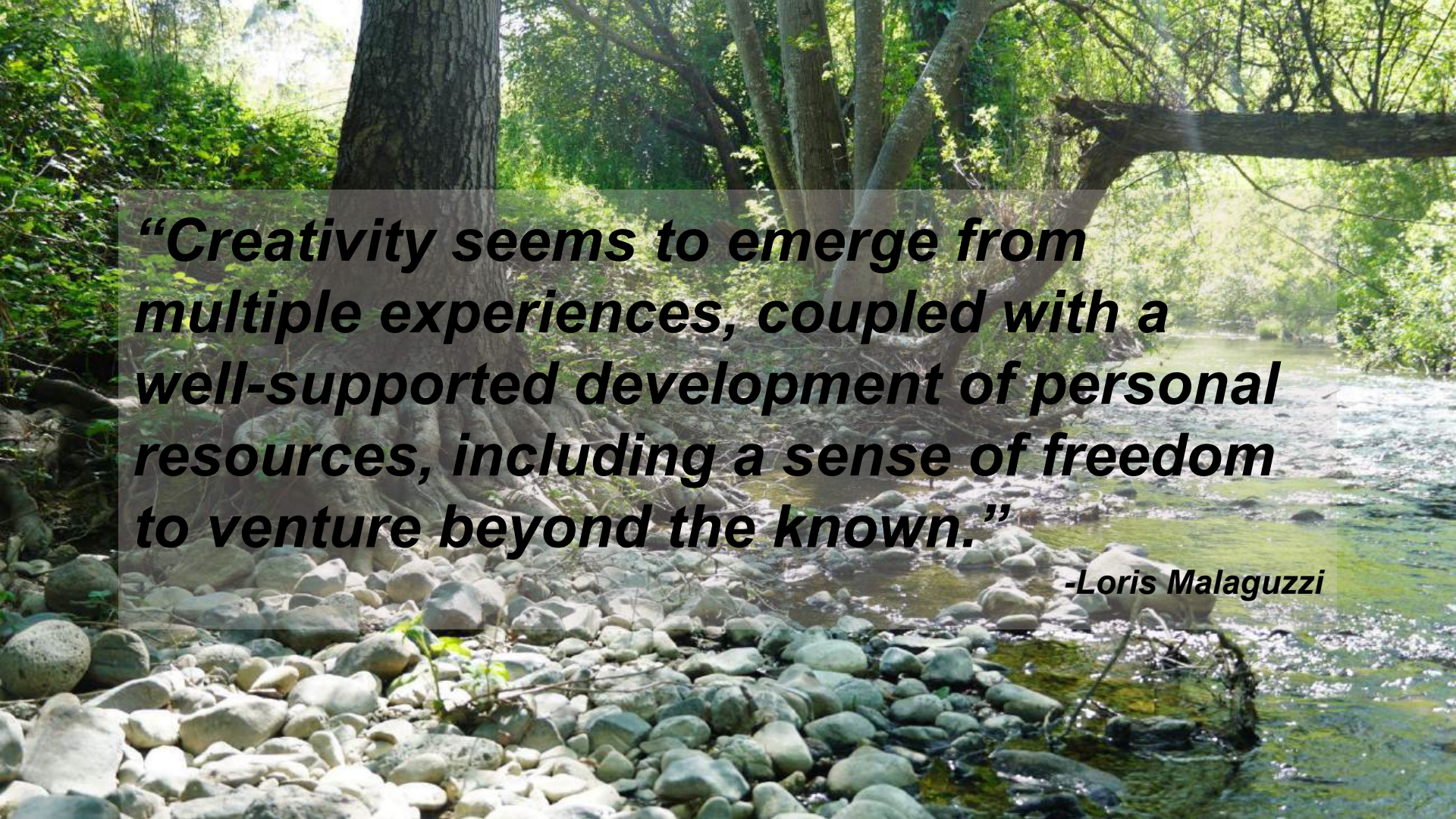
SLOAN 3.8 y.o.

"I'm making the **rock** colors."

SLOAN 3.8 y.o.







***“Creativity seems to emerge from multiple experiences, coupled with a well-supported development of personal resources, including a sense of freedom to venture beyond the known.”***

***-Loris Malaguzzi***





**SEE YOU SOON, FRIENDS!**