



STORYBOOK
VILLAGE PRESCHOOL

Reggio-Inspired Learning and Experiences



School Policies and Agreements

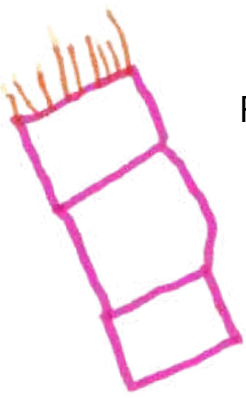


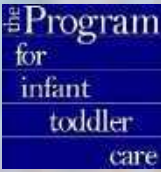
STORYBOOK VILLAGE PRESCHOOL

Welcome Packet

Family Books & Involvement

For more information, please email Nicole:
nicole@storybookvillagepreschool.com





Orientation Information Packet

Dear Storybook Parents and Families,

Welcome to the 2024-2025 school year! As a year-round preschool, we are in a unique situation while re-opening in September at our new location in our sweet building. I want to share as much information as possible before your child is enrolled to ensure a smooth transition for everyone. We have many plans to make this year the best yet.

Families will join us throughout the first few months following our opening day as the families waiting for an immediate spot prepare to join our preschool community successfully from their current places of care. In addition, we want to ensure we are slowly welcoming children and their families so that each child transitions to our new preschool successfully and with support, fostering a sense of security and connection.

This packet contains informational pieces for you and your family. Please share with all responsible grown-ups in your child's world who will be part of our community.

Included in this packet:

- School Closure Days
- Admission Agreement & Tuition Schedules
- Plan for Emergencies & Disasters
- Classroom Schedules
- *What to Bring & Not Bring, Dress for the Weather, and Am I Ready?*
- Child's File Checklist (Enrollment packet is separate)
- [Family Handbook](https://storybookvillagepreschool.com/handbook) (<https://storybookvillagepreschool.com/handbook>)

Once we have your family's start date planned, please email me family pictures so I can make your child's Family Book and prepare it for their first day at Storybook!

Here's to a memorable and magical year together!

With love and excitement,

Nicole Monachello

Director & Owner

www.storybookvillagepreschool.com



Benvenuti to our families and guests!

There are three teachers of children—adults, other children and their physical environment. —Loris Malaguzzi

Storybook Village Preschool is a Reggio-inspired preschool located in the Montgomery Village neighborhood, 4295 Montgomery Drive, Santa Rosa, CA, 95405.

Storybook opened and operated infant, toddler, and preschool programs in 2019 in Santa Rosa and relocated to the Montgomery Campus in 2024. Storybook's new location will care for preschool-age children two to five years old while working on designing the toddler room, which will be licensed at a later date.

Storybook Village Preschool is a play-based, friendship-driven program as a [Teaching Pyramid Mentor Site for CA](#) that embraces a "pedagogy of relationships" within a community that believes in children's rights to grow and learn in a way focused on learning processes. When children feel important while learning the friendship skills and behaviors to be part of a learning community, they are prepared for school and life, as they have learned how to solve problems and negotiate conflicts peacefully, express themselves while managing their feelings, and make friends through skills that will help them have lifelong healthy relationships.

Our learning experiences occur indoors and outdoors, as the learning environment is known as "the third teacher," and children thrive in nature. Our outdoor learning environment is used every day, as all weather is celebrated, giving them an uninterrupted time in childhood to explore and create through play. The play yards have teacher-designed proposals to invite new materials, challenges, and friendship experiences. We have small and large loose parts, farm tables to create, and a Cozy Cove to take space and enjoy a book, promoting self-regulation since the outdoor time can be overstimulating for young children.

The children and teachers share experiences together, as learning is best done as part of the process. There is enthusiasm for the little and big things found in nature, from observing the butterflies and the plants that attract them and learning about the lizards who live in the yard to the dry creek and the endless opportunities to make water move from the waterwheel. Joyful curiosity is the spirit we need to have when trying to get closer to learning experiences, and sharing these experiences with families makes learning-rich. We encourage and welcome family visitors, unplanned to planned family participation while growing a garden or becoming the guests of a child-hosted luncheon, as each family's presence contributes to our learning community. It takes a village!

Thank you for celebrating early childhood education with us! We look forward to growing in love with you!

Map, Directions, and Parking



Our Location: 4295 Montgomery Drive, Santa Rosa, CA 95405

- Drive through the Lakeside Shopping Center to find us!
- Directions from Mission Blvd: Turn right onto Montgomery Drive. Turn right into the Les Schwab parking lot. Drive toward the back of the parking lot and turn left toward our school.
- Directions from Montgomery Drive. Pass Shadow Lane and turn left into the shopping center at Lepe's Taqueria. Drive straight back toward the Lakeside Pet Hospital and turn right into our parking lot.
- You can use the Veterinary parking spaces anytime on Wednesdays and all afternoons.

INVECE IL CENTO C'È.

Il bambino
è fatto di cento.
Il bambino ha
cento lingue
cento mani
cento pensieri
cento modi di parlare
di giocare e di pensare
cento sempre cento
modi di ascoltare
di stupire di amare
cento allegrie
per cantare e capire
cento mondi
da scoprire
cento mondi
da inventare
cento mondi
da sognare.
Il bambino ha
cento lingue
(e poi cento cento cento)
ma gliene rubano novantanove.
La scuola e la cultura
gli separano la testa dal corpo.
Gli dicono:
di pensare senza mani
di fare senza testa
di ascoltare e di non parlare
di capire senza allegrie
di amare e di stupirsi
solo a Pasqua e a Natale.
Gli dicono:
di scoprire il mondo che già c'è
e di cento
gliene rubano novantanove.
Gli dicono:
che il gioco e il lavoro
la realtà e la fantasia
la scienza e l'immaginazione
il cielo e la terra
la ragione e il sogno
sono cose
che non stanno insieme.

Gli dicono insomma
che il cento non c'è.
Il bambino dice:
invece il cento c'è.

Loris Malaguzzi

NO WAY. THE HUNDRED IS THERE.*

The child
is made of one hundred.
The child has
a hundred languages
a hundred hands
a hundred thoughts
a hundred ways of thinking
of playing, of speaking.
A hundred always a hundred
ways of listening
of marveling, of loving
a hundred joys
for singing and understanding
a hundred worlds
to discover
a hundred worlds
to invent
a hundred worlds
to dream.
The child has
a hundred languages
(and a hundred hundred hundred
more)
but they steal ninety-nine.
The school and the culture
separate the head from the body.
They tell the child:
to think without hands
to do without head
to listen and not to speak
to understand without joy
to love and to marvel
only at Easter and Christmas.
They tell the child:
to discover the world already there
and of the hundred
they steal ninety-nine.
They tell the child:
that work and play
reality and fantasy
science and imagination
sky and earth
reason and dream
are things
that do not belong together.

And thus they tell the child
that the hundred is not there.
The child says:
No way. The hundred is there.

Loris Malaguzzi

- translated by Lella Gandini





STORYBOOK
VILLAGE PRESCHOOL

"It is a happy talent to know how to play."

-Ralph Waldo Emerson




NOAEO
North American Reggio Emilia Alliance

WOO-HOO, WELCOME TO OUR **PRESCHOOL** CLASSROOM!

Friendship-driven mixed-age learning groups inspired by the Reggio Emilia Approach.

With an emphasis on friendship skills, our daily routines and relationship-driven approach to learning will teach children to be more in sync with themselves, their peers, and a loving community. We offer teacher-led proposals within small groups to strengthen connections!



PRESCHOOL DAILY SCHEDULE

"Every child needs one person who is crazy about them!" – Urie Bronfenbrenner

7:30 - 8:30 am Early Care Hour

8:30 am Morning Arrival & Play Freely

Grown-ups drop off their child in the Great Room. Uninterrupted and structured play (self-managed and hands-on activities, with teachers engaging small groups in the atelier). 9:45 am clean-up bell.

10:00 am Morning Gathering

10:15 am Morning Snack

10:30 am Outdoor Play

12:00 pm Lunch Begins

Children transition to handwashing in groups, and help prepare for their mealtime.

12:30 pm Story time and Part-Day Dismissal

12:45 am Nap & Rest time

Self-help routines; Small group is offered 2:00 - 2:30 pm.

2:30 pm Afternoon Snack and indoor play

3:00-4:00 pm Outdoor Play

4:00 pm Dismissal

4:00 - 5:00 pm Extended Care Hour

(Space is limited) Play freely indoors or outdoors, small group experience & Dismissal.

Special Notes

Our preschool classroom schedule is fluid and elastic. Our values are embedded in relation to time; projects and conversations are permitted to unfold in their own time. We give our children ample time and space to make connections on their own time. There are things our preschoolers do each day and can anticipate, such as morning gathering, snack, projects, outdoors, lunch, rest, snack, and pick-up. The classroom documentation will share all of the wonderful learning happening.

Drop Off & Pick Up

This is a pleasant, informal time of the day when preschoolers are dropped off by 9:00 am in the classroom.

When you arrive with your child, please stop and complete your child's morning health check with a teacher. You're welcome to play with your child before departing for the day; however, please be respectful of our routines and mindful of the children's learning experiences and needs.

Families must arrive at least five minutes before their child's scheduled pick-up time, depending on the child's contracted day. If your child is absent, please message us using the school app or call the school.





STORYBOOK
VILLAGE PRESCHOOL



Friendship Curriculum

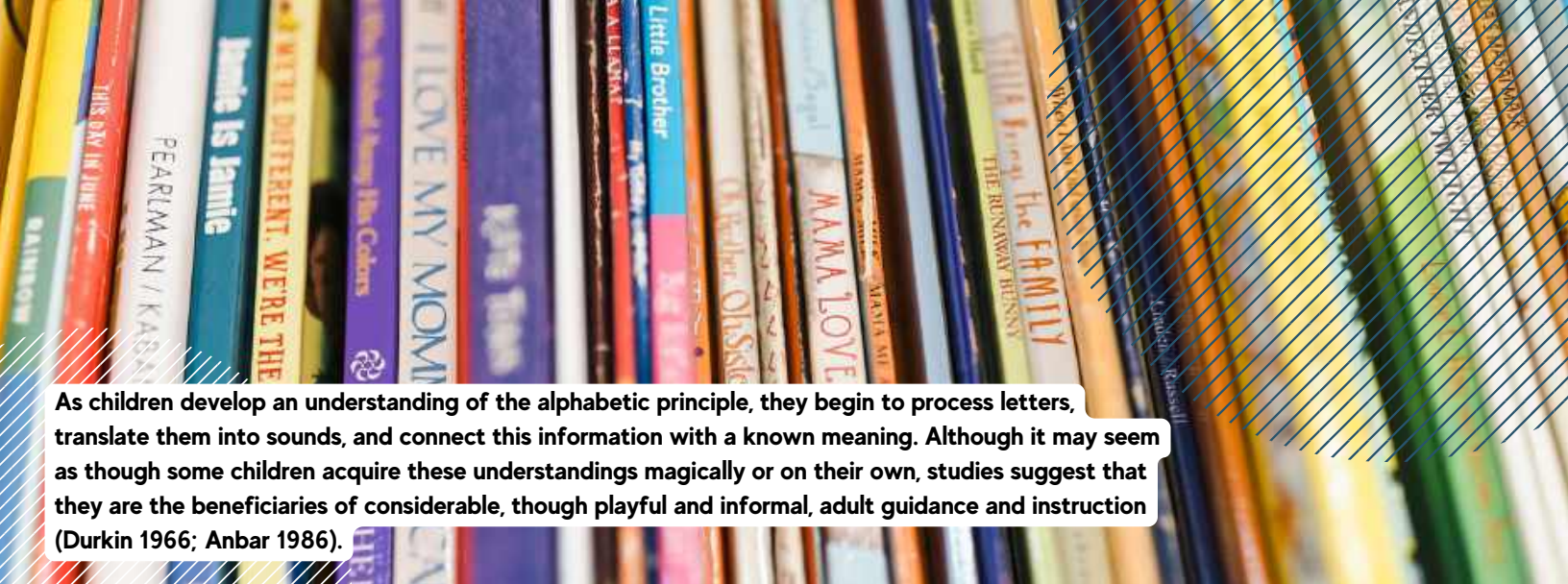
SOCIAL AND EMOTIONAL SKILLS TO LEARN

Children need time and space to learn a new skill and practice to build fluency in the skill. This practice happens through play, and play happens in preschool. Instruction is more effective when it is embedded in the meaningful activities and contexts that occur throughout a child's day (Katz & McClellan 1997).

It is important for children to master these skills while in preschool, before venturing to TK or Kindergarten:

- Following rules, routines, and directions
- Using the bathroom independently
- Identifying feelings in oneself and others
- Controlling anger and impulses
- Problem-solving
- Suggesting play themes and activities to peers
- Sharing toys and other materials
- Taking turns
- Helping adults and peers
- Transitions successfully
- Giving compliments
- Understanding how and when to apologize
- Expressing empathy with others' feelings
- Recognizing that anger can interfere with problem-solving
- Learning how to recognize anger in oneself and others
- Learning how to calm down
- Understanding appropriate ways to express anger
- Taking responsibility for their belongings
- Dressing themselves independently

Through a Reggio Emilia approach, our friendship curriculum implements a systematic teaching approach that allows children to acquire and use new skills efficiently, over time, and in various situations. When young children do not know how to identify emotions, handle disappointment and anger, or develop relationships with peers, we teach!



As children develop an understanding of the alphabetic principle, they begin to process letters, translate them into sounds, and connect this information with a known meaning. Although it may seem as though some children acquire these understandings magically or on their own, studies suggest that they are the beneficiaries of considerable, though playful and informal, adult guidance and instruction (Durkin 1966; Anbar 1986).

PRESCHOOL AND PRE-K



REGGIO-INSPIRED EMERGENT LITERACY

Learning Experiences Through the *Zoo-phonics Multisensory Language Arts Program*

Play-based learning to promote a love for literacy!

What children learn does not follow as an automatic result from what is taught, rather, it is in large part due to the children's own doing, as a consequence of their activities and our resources.

—Loris Malaguzzi, *The Hundred Languages of Children*



STORYBOOK VILLAGE PRESCHOOL



EMERGENT LITERACY



The Zoo-phonics Multisensory Language Arts Program in a Reggio-inspired early childhood program.

The Hundred Languages is the belief that there are "multiple ways of seeing and multiple ways of being." The Hundred Languages of Children is a learning process, and through play, we learn all the ways children represent and convey ideas and emotions, as well as the multiple ways in which they comprehend the world.

Children usually come to the toddler program with limited speech and the preschool program with limited alphabet knowledge, which is appropriate. However, the *Zoo-phonics Multisensory Language Arts Program* will support the learning process naturally and playfully through our Zoo-phonics experiences! Most likely, the children will learn the body movements (the signals) first, the animal names second, and the sounds last. However, because they are SEEING, SAYING, HEARING, and MOVING, the articulation of speech sounds will be stimulated, and you will see quick progress!

- We promote emergent literacy by introducing the lowercase shapes and sounds of the alphabet through the animal pictures and body signals in large and small group experiences.
- We read aloud stories to the children. Through our small and large group experiences, children develop basic concepts of print, such as directionality, one-to-one correspondence of sounds to words, and relating speech to reading.
- We provide literacy-rich experiences through our environment with intentional materials to enhance children's exposure to and concepts about print.
- Our classroom stuffed animal, Bubba Bear, goes home weekly with a child to support our home-school connections and share literacy learning adventures through family engagement!
- Through play and provocations, we create meaningful class-made books with the children. The books become more child-led as we grow with the children in our mixed-age classroom.
- Mark-making is the beginning stage of mastering writing skills!

The single most important activity for building these understandings and skills essential for reading success appears to be reading aloud to children (Wells 1985; Bus, Van Ijzendoorn, & Pellegrini 1995).

Zoo-Phonics Class Book ([Link](#))





STORYBOOK
VILLAGE PRESCHOOL

2024-25 Calendar

Planned Closures

SUMMER 2024

TBD Parent Orientation

TBD First Day of Preschool

9/2 Labor Day

9/11 PL-Close at 12:30 pm

FALL 2024

10/9 PL-Close at 12:30 pm

11/11 Veterans Day

11/13 PL-Close at 12:30 pm

11/28 & 11/29 Thanksgiving

12/11 PL-Close at 12:30 pm

WINTER 2024/25

12/23-1/1 Winter Break

1/8 PL-Close at 12:30 pm

1/20 MLK JR Holiday

2/10 Lincoln's Birthday

2/12 PL-Close at 12:30 pm

2/17 Presidents' Day

3/12 PL-Close at 12:30 pm

SPRING 2025

3/17-3/21 Spring Break

4/9 PL-Close at 12:30 pm

5/14 PL-Close at 12:30 pm

5/26 Memorial Day

6/11 PL-Close at 12:30 pm

6/19 Juneteenth

SUMMER 2025

6/30-7/4 Summer Break

7/9 PL-Close at 12:30 pm

8/13 PL-Close at 12:30 pm

Storybook operates on a year-round basis. Our school follows the local school district's holiday closures, including an early closure at 12:30 p.m. on the second Wednesday of each month for professional learning (PL). Tuition rates do not change, and payment is expected regardless of closures.

Thank you for being partners in care!



STORYBOOK
VILLAGE PRESCHOOL



Tuition Schedule and Fees

Monthly Tuition and Enrollment Fees

The hours and daily routines allow us to honor our values of providing quality care and education while caring for each child. We focus on the needs of the collaborative community while honoring children's learning processes. Children are enrolled in a part-or full-day schedule. We provide morning and afternoon snacks daily.

Storybook is a year-round preschool program. Tuition is based on an annual budgeted amount and divided into 12 equal monthly payments. It is due even if the school closes for any reason. No tuition reductions will be made for absences due to family vacations, illness, etc. Our school follows the local school district closures for holidays, including early closure at 12:30 pm on the second Wednesday of each month for professional learning, and closed the following three weeks: winter, spring, and summer. Tuition may change with a 30-day notice.

Enrollment Fees

Type

Cost

Enrollment Application Fee

\$100

The one-time fee is non-refundable; the \$50 non-refundable waiting list application fee is applied to the Enrollment Application fee.

Registration Fee

\$100

It is non-refundable and due at the time of pre-enrollment and annually thereafter. This fee guarantees continuous enrollment.

Tuition Deposit

\$500

A one-time, non-refundable fee is due at the time of enrollment. Upon receiving a 30-day notice of withdrawal, the deposit will be applied toward last month's tuition.



www.storybookvillagepreschool.com





Timetables and Monthly Rates

Storybook is a full-year-round preschool program (September - August). Tuition is collected before the first of each month via ACH auto-pay. There are additional fees for late pick-ups, including late and returned payments. The Family Handbook has further information.

Twos Program

(two to three-year-old;
1:6 teacher-toddler ratio)

Daily timetable options for toddler & twos

- **Full-day Hours:** 8:30 am - 4:00 pm

Scheduled Days	Full-day
3-days	\$1380/month
4-days	\$1634/month
5-days	\$1850/month

Preschool & Pre-k

(Three-year-old to entering kindergarten; 1:10 teacher-child ratio)

Daily timetable options for preschoolers

- **Part-day Hours:** 8:30 am - 12:30 pm
- **Full-day Hours:** 8:30 am - 4:00 pm

Extended Care Option

(3-6 year old only and limited space)

- **Early Care Hour:** 7:30 - 8:30 am
- **After Care Hour:** 4:00 - 5:00 pm

Scheduled Days	Full Day (8:30 am - 4:00 pm)	Part-Day (8:30 am -12:30 pm)
3-days	\$1260/month	\$860/monthly
4-days	\$1462/month	\$1000/month
5-days	\$1520/month	\$1175/month
1 hour before <u>or</u> after	\$200/month	\$200/month





STORYBOOK
VILLAGE PRESCHOOL

STORYBOOK VILLAGE

RESOURCES NEWSLETTER



FAMILY MATERIALS

We are excited to be partners in care! There is so much information as we grow with your family and help connect you with our teachers and other families. We know children love their families the most and how important each family's role is in our early learning experiences. Below are links to family portals for tuition information, parent engagement, and staying up-to-date with school communication.



PAYMENT PORTAL

We offer a payment processing system that allows secure payments to be made from either your bank account or credit card. You can complete a form and return it to the office for us to set up your account. [\(FORM\)](#)



PARENT PORTAL


Families can access account balances and payment history anytime, including updating family information. [\(LINK\)](#)



PROCARE CONNECT

We share daily communication, photos, and videos through a parent engagement app! Families will receive a welcome email. [\(FLYER\)](#)

SCHOOL PAGES



POLICIES ALIGNED TO FAMILY WISHES

Parents should know the areas where parents' wishes will guide our educators, where educators and parents will negotiate an outcome comfortable for both, and where program practices are fixed and non-negotiable. The longest list is negotiable, so understanding the program's short list of non-negotiable practices and policies is important to establish a strong and successful partnership.

The best practices and policies that are non-negotiable to ensure a positive climate and healthy learning environment are:

1. **Illness Policy**
2. **Nutrition & Outside Food**
3. **School Hours and Late Pick-up**
4. **Program-Wide Expectations**
5. **Tuition Schedule**



Our program's practices are based on the program's philosophy and beliefs, and we recognize there are many wonderful ways to foster a loving community of young learners. Our practices and policies promote a safe, nurturing, creative environment designed for exploration and learning, which enables a safe place of high expectations that engages and challenges the minds and bodies of all its children and prepares them for success in school and life.

Communicating with your child's teachers regularly and participating, whenever possible, in the classroom and recommended at-home activities can strengthen bonds and provide opportunities to exchange information and discover shared practices. Our partnerships begin before enrollment, as we know all the steps it takes for a family to transition smoothly!

Nicole's Email: nicole@storybookvillagepreschool.com



STORYBOOK
VILLAGE PRESCHOOL

Storybook Village Preschool's **PLAN FOR EMERGENCIES & DISASTERS**

Families, you won't want to miss this important information! Help us keep your child safe!

DRILLS & EMERGENCY KITS

Disasters come in many forms and can occur at any time. Storybook Village Preschool has emergency plans and policies for disasters caused by natural events such as severe weather, earthquakes, and fires, including wildfires and smoke, as well as a human-caused event such as an active shooter or a hazardous material incident. Families must plan for school closures and rapid communication during emergencies or disasters. We meet at our relocation site for emergency drills.

Each child has a "Ready-to-Go" Kit with 72-hour emergency supplies. Families are encouraged to share family photos for children to have family books and to create customized comfort notes to cope during an emergency.

CHILD EMERGENCY INFORMATION

It's crucial to have child care emergency forms that give us access to all the correct information to help children get through an emergency effectively and notify parents or guardians. Here are the five things we include on our child care emergency forms:

1. Child & Family Information
2. Child Medical History
3. Emergency Contact Information
4. Family Physician & Insurance
5. Parent Acknowledgment & Consent

Families must update the Child Emergency Information form for changes in names and/or phone numbers if needed.



PLANNING TOGETHER!

COMMUNICATION DURING A CRISIS

Not all channels of communication may be available in an emergency. To help families stay informed, we have set up the ability to send emergency updates more than one way. We will send a mass text and email through the Procure app and then use social media sites to connect with our online preschool community.

EVACUATION & RELOCATION SITES

We chose two safe places near our facility to gather in case of an evacuation. If needed, below are our relocation Sites:

Lakeside Pet Hospital
4331 Montgomery Drive
Santa Rosa, CA 95405

Yogurt Time
531 Summerfield Road
Santa Rosa, CA 95405

DISASTER PREPAREDNESS FOR FAMILIES

An emergency or disaster will likely disrupt our normal business operations. Planning ahead will allow Storybook Village Preschool to provide child care services as soon as possible after a disaster occurs.

1. Receive a copy of our school's Emergency Disaster Plan. (LIC 610)
2. Hold onto a wallet card with important information to help reunite with your child in the case of relocation.
3. Review and update your child's emergency information.
4. Create a comfort note with a family picture for your child to help them cope in an emergency.
5. Check out community resources provided by the school to create a disaster plan at home and help your child and family thrive after a disaster strikes.
6. Learn how to communicate with our program before, during, and after a disaster.

STAY INFORMED

Have you downloaded Procure's Parent App to your personal device?
Has your child's emergency information been updated?

NICOLE MONACHELLO

Director, Owner
707-843-7704
nicole@storybookvillagepreschool.com
www.storybookvillagepreschool.com

Shelter-in-Place: Like severe weather or hazardous outdoor air, we will stay indoors. There are policies when it is too unsafe to operate, and we will notify parents or guardians to pick up their children.

Lockdown: We will keep everyone inside because of a potentially violent situation. The school's doors and front gate will be disabled, so the family codes will not work. SRPD must confirm the neighborhood is safe for parents to pick up before we open the door for anyone.

Evacuation & Relocation Sites: We are familiar with what is around us if we can't re-enter our center. We have a backup location to go to and walk there safely with safety walking ropes. We have developed a process for reunifying the children with their





Guidelines for Wildfire Smoke

When a wildfire occurs nearby, deciding to close or evacuate the school is straightforward. However, as we have seen over the past several years, wildfire smoke can settle within our community when a wildfire is hundreds of miles away and impacts children's and teachers' health and school operations. We aim to keep the children and teaching staff healthy and safe while partnering with the families and community.

Below are our school's guidelines to share how SVP makes decisions from the data collected by the state when addressing whether the school closes, remains open, or modifies school events:

AIR QUALITY INDEX LEVELS OF HEALTH CONCERN (WITH NUMERICAL VALUE):

- **GOOD (0 to 50):** No Restrictions;
- **MODERATE (51 to 100):**
 - No restrictions for preschool children;
 - Infants and toddlers will stay indoors;
- **UNHEALTHY FOR SENSITIVE GROUPS (101 to 150):** All children will stay indoors;
- **UNHEALTHY (151 TO 200):** All children will stay indoors;
- **VERY UNHEALTHY (201 AND HIGHER):** SCHOOL CLOSED

These guidelines are based on the United States Environmental Protection Agency (U.S. EPA) and the Centers for Disease Control's Air Quality and Outdoor Activity Guidance for Schools and Wildfire Smoke: A Guide for Public Health Officials. The guidelines assist in the California schools' decision-making process.

Storybook Village Preschool will monitor local air quality conditions using air quality tracking tools recommended by the county or state. The school will have portable HEPA filters in the classrooms, sized correctly for each area. The teachers will ensure doors and windows are closed, which limits natural ventilation.


Storybook teachers will monitor the air quality index (AQI) using EPA's AQI monitoring tools at [Fire.AirNow.gov](https://www.airnow.gov), which aggregates data from [Purpleair.com](https://www.purpleair.com) and [Airnow.gov](https://www.airnow.gov).

EPA: <https://www.airnow.gov/>

Fire and Smoke Map: <https://fire.airnow.gov/v3/>

Keep Me Home If...

I have a fever



Temperature of 100°F or higher.

I have a rash, lice or nits



Rashes need to be gone to return or a doctor note identifying the rash as non-contagious. (See 'Rash' guidelines)

I have a persistent runny nose



A clear or green runny nose needs to be wiped every 3-5 minutes (see 'Allergies' in our Family Handbook)

I'm vomiting



One or more times regardless of the cause.

I have a sore throat or persistent cough




A persistent, excessively forceful, or 'barking' cough that interferes with the program day

I have a swollen eye or eye discharge



Any communicable infectious diseases such as pink eye, measles, chicken pox, mumps, strep or bronchial infections;

I'm just not feeling well



Irritable, continuously crying or requiring one-on-one care to feel comfortable.

If your child is ill or sent home for any illness symptoms, he or she must stay home until he or she is symptom-free and has been symptom-free for 24 hours without medication (the entire following school day).

When Your Child is Sick:

1. Have plans for backup care.
2. Share with the school what is wrong with your child, even if your child stays home.

Meet Miss Amanda

Preschool Teacher
and Atelierista
(Artist Educator)



Work Anniversary:
April 3, 2023

ABOUT AMANDA

Amanda has been in the field of childcare for 20+ years. She first fell in love with teaching through her own childhood camp, which she attended since she was five years old. Since becoming a counselor at age 15, she has always blended art and nature to foster a love of the outdoors. After studying Early Childhood Education at Rhode Island College, she moved from Rhode Island to California, where she fell in love with the immensely beautiful landscape. Storybook Village Preschool has been the most aligned with her beliefs in child-led education through its Reggio-inspired approach. Amanda brings nature, yoga, art, and music into the classroom every day and is excited to continue her teaching career with Storybook.

STORYBOOK
VILLAGE PRESCHOOL

MAP OF
THE WORLD



Work Anniversary:
April 17, 2019




meet
Miss Monica



TODDLER AND
TWOS TEACHER



ABOUT MONICA




As an infant and toddler early childhood educator, Monica has cared for and partnered with families for over ten years. Monica helped open Storybook in 2019 and has completed the Program for Infant/Toddler Care (PITC) training, a comprehensive, evidence-based training system designed to support the healthy development of infants and toddlers in early care and education settings. She shares her joy and love for learning new things from the children and being present to witness and celebrate their milestones. Monica makes it a personal goal to welcome each child to the classroom environment where they feel welcome, safe, and excited to join the group and experience each and every day. Building relationships with the children and families to provide great support in individualized care is something Monica truly enjoys, and the strong bonds established with the children and their families are a magical experience.



STORYBOOK
VILLAGE PRESCHOOL



What to Bring & Not Bring to Preschool



Toddlers & Preschoolers Bring:


- Shoes and clothes that allow your child to participate in physical and messy activities actively
- Rainboots
- Disposable Pull-ups, wipes (if potty training)
- Two changes of clothes, season-appropriate
- Family Pictures
- One small lovey, security soft item (stuffed animal), if needed
- Sweater or jacket, labeled

SPECIAL NOTES

Please check with the teaching staff as well. We have school rain suits for each child to wear during messy play or wet seasons! All children need to be dressed in “user-friendly” elastic-waist clothing as much as possible to promote self-help skills. We provide rest time cots and bedding.

MEALTIMES

We provide nutritious snacks and lunch daily. Outside food is not allowed. We are a No Nut Facility. Please visit our [website](#) to see the school menu for scheduled mealtimes. Your child will have a water mug with his or her picture on it.



Thank You

FOR BEING OUR PARTNERS

STORYBOOK
VILLAGE PRESCHOOL



What Not to Bring:

- Toys
- Food
- Candy, sweets, juice
- Chewing gum
- "Jellies," backless sandals, flip flops
- Masked hoodies
- Violent or inappropriate clothing
- Anything unlabeled
- Medication (see Director)
- Illnesses, including the common cold

CELEBRATIONS

We believe birthdays, celebrations, and seasonal events are a great time to include nutritious foods and active play. If you want to bring a snack to celebrate your child or family, it must be healthy. Here are some ideas for Celebration Treats: Fresh fruit cups, fruit salad, cookie cutter shape cheeses with crackers, yogurt and fruit parfaits, homemade bread or muffins.

FAMILY PICTURES

We want them to make each child a Family Book, including using them as visual strategies to support separation, teaching feelings, support transitions, sharing and talking about our families at school, and sharing how each family is special in our school. Please [email](#) your family pictures to Nicole. Thank you!



Mangia! Mangia! February's Menu

"Calm, cooperation, and 'bon appétit' to all."

We provide a morning and afternoon snack and lunch. Outside food is not allowed. We use tasty alternatives for any child who is vegetarian or has specific food allergies. SVP is a nut-free facility. The menu is subject to change.

Monday	Tuesday	Wednesday	Thursday	Friday
		<p>"Baking is about moments. It's about making those moments special." - Buddy Valastro</p>		
<p>3</p> <p><i>Multi-Grain Cheerios with milk</i></p> <p>Grilled Cheese Sandwich, corn, salad, milk</p> <p>Pretzels, apple slices</p>	<p>4</p> <p>Homemade muffins, berries</p> <p>Spinach ravioli, green beans, salad, milk</p> <p>Cinnamon Cookies, milk</p>	<p>5</p> <p>Homemade pancakes, strawberries</p> <p>Bean and cheese burrito, peas, salad, milk</p> <p>Veggie Straws, applesauce</p>	<p>6</p> <p><i>Multi-Grain Cheerios with milk</i></p> <p>Spaghetti with meatballs, corn, salad, milk</p> <p>Wheat crackers, pears</p>	<p>7</p> <p>Oatmeal, applesauce</p> <p>Chicken nuggets, broccoli, salad, milk</p> <p>Graham crackers, apple slices</p>
<p>10</p> <p style="text-align: center; color: red;">Closed</p>	<p>11</p> <p><i>Multi-Grain Cheerios with milk</i></p> <p>Homemade pizza on focaccia bread, mixed veggies, milk</p> <p>Rice cakes, SunButter</p>	<p>12</p> <p>Homemade waffles, blueberries</p> <p>Tacos with ground turkey, mixed veggies, milk</p> <p style="text-align: center; color: red;">Early closure at 12:30 pm</p>	<p>13</p> <p><i>Multi-Grain Cheerios with milk</i></p> <p>Cheese tortellini, broccoli, salad, milk</p> <p>Wheat crackers, pears</p>	<p>14</p> <p>Oatmeal, berries</p> <p>Fish sticks, mixed veggies, salad, milk</p> <p>Wheat crackers, orange sections</p>
<p>17</p> <p style="text-align: center; color: red;">Closed</p>	<p>18</p> <p><i>Multi-Grain Cheerios with milk</i></p> <p>Roly Poly Wraps with avocado, broccoli, milk</p> <p>Pretzels, apple slices</p>	<p>19</p> <p>Homemade Banana Bread, milk</p> <p>Wheat English Muffin Pizzas, peas, salad, milk</p> <p>Wheat crackers, string cheese</p>	<p>20</p> <p>Homemade Waffles, berries</p> <p>Cheese quesadilla, green beans, salad, milk</p> <p>Wheat crackers, SunButter</p>	<p>21</p> <p><i>Multi-Grain Cheerios with milk</i></p> <p>Spaghetti with meatballs, corn, salad, milk</p> <p>Carrots and celery sticks with hummus dip</p>
<p>24</p> <p><i>Multi-Grain Cheerios with milk</i></p> <p>Orange chicken, brown rice, mixed veggies, milk</p> <p>Wheat crackers, string cheese</p>	<p>25</p> <p>Homemade waffles, blueberries</p> <p>Pesto penne pasta, corn, salad, milk</p> <p>Mixed veggies with hummus</p>	<p>26</p> <p>Homemade pancakes, strawberries</p> <p>Bean and cheese burrito, peas, salad, milk</p> <p>Pretzels, apple slices</p>	<p>27</p> <p><i>Multi-Grain Cheerios with milk</i></p> <p>Homemade pizza on focaccia bread, mixed veggies, milk</p> <p>Rice cakes, SunButter</p>	<p>28</p> <p>Oatmeal, applesauce</p> <p>Chicken nuggets, broccoli, salad, milk</p> <p>Graham crackers, apple slices</p>



Rain Gear: We provide rainsuits for each child to use while in care.

OUTSIDE PLAY



Outside every day in all seasons

When children are outdoors, they are protected against cold. To protect against cold, we ensure that children wear clothing that is dry and layered for warmth. There's a saying that goes something like, "there's no such thing as bad weather, just bad weather attire," so please dress your child accordingly.

Children will not get sick by being outdoors during the fall or winter seasons. The fresh air and outdoor classroom will strengthen and support their growth and development.

- Change of clothing: Each child is required to have two complete changes of clothing appropriate for the current weather at all times in his or her cubby. If a child is in diapers, pull-ups, or potty training, five sets of clothes are needed.

Dressing for Cold Weather

We are collecting extra rain boots and cold-weather clothes, so if you have spares, we would love them so we can share them with families who could use them or have appropriate backup clothing for the colder seasons.

- Children should wear layers of loose-fitting, lightweight clothing. Outer garments, such as coats, should be tightly woven and be at least water repellent when rain is present.
- Children should wear a hat/beanie, coat, and gloves/mittens kept snug at the wrist.
- There should be no hood strings or neck strings.
- Shoes: Waterproof shoes are required on rainy and cold days; for safety reasons. Please dress your child in shoes without laces as they often come untied and pose a trip hazard. Please remember closed shoes are required year round; flip flops and sandals are not appropriate for our preschool setting.





Am I Ready?

Dressing for Winter

1.



Winter Coat

2.



Rain boots

3.



Hat

4.



Rain Jacket

5.



**School
Rain suit**

or



Child's Name	Birthdate	Start Date

Pre-Enrollment Fees	Required Forms
<ul style="list-style-type: none"> <input type="checkbox"/> Enrollment Application Fee - \$100 <input type="checkbox"/> Annual Registration Fee - \$100 <input type="checkbox"/> Tuition Deposit - \$500 <input type="checkbox"/> TuitionExpress Form 	<ul style="list-style-type: none"> <input type="checkbox"/> Admission Agreement <input type="checkbox"/> Pro-Social Behavior Agreement <input type="checkbox"/> Identification & Emergency Form (LIC 700) <input type="checkbox"/> Parent's Health Report (LIC 702) <input type="checkbox"/> Physician's Report (LIC 701) <input type="checkbox"/> Consent for Medical Treatment (LIC 627) <input type="checkbox"/> Up-to-Date Immunization Record <input type="checkbox"/> Notification of Parents' Rights (LIC 995) <input type="checkbox"/> Personal Rights (LIC 613A) <input type="checkbox"/> What My Teacher Wants to Know
Things To Send and Bring	Important Resources
<ul style="list-style-type: none"> <input type="checkbox"/> Email family pictures <input type="checkbox"/> Backup clothing <input type="checkbox"/> Pull-ups (if needed) <input type="checkbox"/> Wipes (if needed) <input type="checkbox"/> Sunscreen with form (LIC 9221) <input type="checkbox"/> Toddler & Two's Room: <ul style="list-style-type: none"> <input type="checkbox"/> Intake for Family Meeting <input type="checkbox"/> Nap bedding 	<ul style="list-style-type: none"> <input type="checkbox"/> Family Handbook <input type="checkbox"/> Monthly Tuition Schedule <input type="checkbox"/> What to Bring & Not Bring From Home <input type="checkbox"/> Daily Schedule <input type="checkbox"/> Program-Wide Expectations <input type="checkbox"/> School Links for Parent Portals <input type="checkbox"/> School Calendar <input type="checkbox"/> Arrival & Departure Policy <input type="checkbox"/> Illness Policy <input type="checkbox"/> Menu



STORYBOOK
VILLAGE PRESCHOOL



~~PARENT HANDBOOK~~

Adjustment to preschool is an ongoing process, beginning before enrollment! Please learn more about our program and all of the magic happening in our care!

Scan the QR code



EARLY CHILDHOOD RESOURCES



STORYBOOK
VILLAGE PRESCHOOL



Developmental Evaluation (0-3)

North Bay Regional Center – Early Intervention

(707) 569-2000

[Early Intervention - North Bay Regional Center](#)

Early Learning Institute

(707) 591-0170

[Services 1 – Early Learning Institute](#)

Developmental Evaluation (3-5)

Sonoma County Office of Education – Special Education

**will be referred to the local school district for testing*
(707) 524-2710

[SCOE: Programs for Students: Special Education](#)

IEP Information and Advocacy

Matrix Parent Network and Resource Center

(415) 884-3535

[IEP and Special Education - Matrix, A Parent Network and Resource Center](#)

Resources

The Swain Center (Speech & Language)

(707) 575-1468

[Language Learning & Beyond at the Swain Center](#)

Harkla (Sensory Processing Differences, Information)

[The Harkla Special Needs Blog - Actionable Advice by Experts](#)

The Teaching Pyramid (Parenting Resources)

[The Teaching Pyramid \(Family Materials\)](#)

Mental Health & Parenting Support

A Special Place Therapeutic Preschool

(707) 303-8413

[Childcare-ASP – YWCA Sonoma County | Childcare | Counseling | Therapy](#)

Child Parent Institute

(707) 585-6108

[Parenting Services Overview : Parenting Services : Programs : Child Parent Institute](#)

Petaluma People Services Center

(707) 765-8488

[Counseling – Petaluma People Services Center](#)