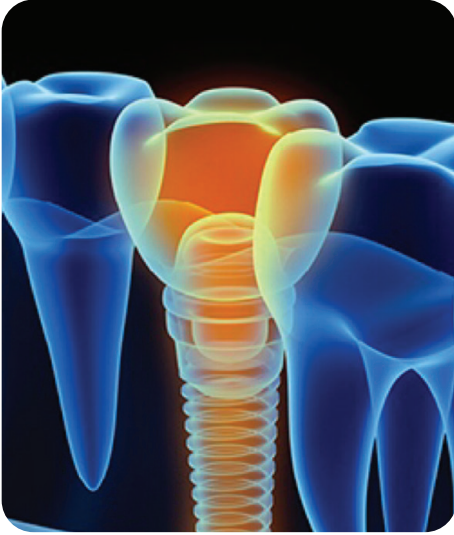
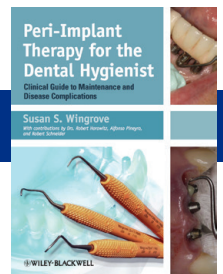


# Implant Home-Care Protocols with Crest Oral-B



Today, dental professionals need to review home-care recommendation that have risen to a new level of importance! Dental Plaque (Biofilm) can act as a **trigger** for pro-inflammatory responses. It induces a systemic **toxic effect** – infection, a risk factor for peri-implant disease and oral systemic health.<sup>1</sup> According to the American College of Prosthodontists 2016 Clinical Practice Guidelines for recall and maintenance of patients with tooth-borne and implant-borne dental restorations, recall needs to be provided by a dental professional **at least every six months**. Patient's with implant-borne restorations should be advised to use these oral hygiene aids: dental floss, water flosser, air flossers, interdental cleaners, and electric toothbrushes to disrupt biofilm daily.<sup>2</sup>

New research, protocols, & products have emerged to answer this challenge. Research supports daily use of Fluoride (FL) Dentifrice for Implants, both Sodium (NaF) and Stannous (SnF<sub>2</sub>) dentifrice **at near neutral pH**. **Titanium corrosion may occur at low pH and High pH in FL concentration.**<sup>3</sup> Home-care Protocols need to be completed **twice daily, choose neutral pH products that kills bacteria and inhibits bacterial growth for 8-12 hours**. SnF<sub>2</sub> has shown to be 35% greater protection against plaque than other FL, significantly, 3X greater, and bioavailable for 8-12 hours.<sup>4</sup>



## Wingrove Implant Home-care Protocols <sup>\*5</sup>

### Protocol for Healthy Implant Patient

- Brush twice daily Oral-B Power Brush with FlossAction & Interproximal heads & SnF<sub>2</sub> dentifrice.
- Floss or use water flosser twice daily. Insert Superfloss on Mesial & Distal, crisscross in front and move in shoe-shine motion around each implant.
- Use rubber tip stimulator once daily for keratinized tissue. Place tip flat on tissue & press firm pressure, tissue blanches. Repeat 5-10x mesial & distal on each implant.
- Rinse twice daily, CPC neutral pH anti-microbial mouth rinse.

### Removable Overdenture Prosthesis Patient

- Remove overdenture and soak dentures in approved cleaner or white household vinegar 1:1 water and follow healthy implant home-care protocol for implants.
- Brush 2 times daily inside of the overdenture with Oral-B power toothbrush, interproximal head inside the overdenture or soft brush not denture brush.
- Rinse off overdenture with antimicrobial rinse thoroughly, do not soak in rinse.
- Do a visual check retention attachments in overdenture; O-rings, Locator Caps and/or clips are missing or worn. Replace O'Rings & Locator Caps yearly, clips when worn.
- Rinse mouth with CPC neutral pH antimicrobial rinse and reinsert the overdenture into place.

### Full Arch Fixed Prosthesis Patient

- Brush implants and fixed prosthesis 2 times daily Oral-B power toothbrush with FlossAction / Interproximal head and SnF<sub>2</sub> dentifrice.
- Floss or use a water flosser 2 times daily. Thread Superfloss on Mesial and on Distal, crisscross in front and move in shoe-shine motion around each implant.
- Rinse 2 times daily with non-alcohol antimicrobial mouth rinse or use in water flosser.

### Peri-Implant Mucositis Patient – Dr. J. Massad Protocol <sup>\*6</sup>

- Use Oral-B Power Toothbrush and SnF<sub>2</sub> Dentifrice – **2 X daily for 3 Minutes**.
- Floss or Water Flosser – **2 X daily**.
- Antimicrobial CPC Rinse – **2 X daily for 1 Minute**.
- Re-Evaluate.



## TEST DRIVE: It's GENIUS

- Download the Oral-B Free App from App Store – I-PAD or Phone.
- Keep TEST DRIVE handle, brush heads & plastic barrier sleeves in Operatory.
- Have patient brush ½ the mouth, instruct as needed – **feel and see the difference!**

## Oral-B Power Toothbrush Letter of Medical Necessity – ADA Seal of Approval

- Recommend Oral-B Power Toothbrush and distribute in-office.
- Fill out letter **LIST Medical Risk Factor** or **Treatment** (Gingivitis or Mucositis) and directions. Use Oral-B electric toothbrush twice daily for a period of no less than 30 days.
- Patient Reimbursement – FSA/HRA/HSA.

## Home-care Oral-B Tools and Products to Recommend

### IMPLANT SYSTEM



GENIUS™

Crest® PRO-HEALTH  
Gum Detoxify™

Crest® PRO-HEALTH™  
Multi-Protection  
Clean Mint

Pro  
GumCare

CrossAction™

FlossAction™

Sensitive  
Gum Care

Interproximal  
Clean

Oral-B®  
Complete  
Sensitive

Oral-B®  
Superfloss™

Oral-B®  
Precision Clean™  
Interdental Picks

## Additional Products



Crest® PRO-HEALTH  
HD



Crest® PRO-HEALTH  
Clean Mint




Crest® PRO-HEALTH  
Gum & Sensitivity

## Resources



TEST DRIVE



Letter of Medical Necessity

1. Quirynen M, DeSote M, Steeberge D. Infectious risks for oral implants: a review of the literature. Clin Oral Impl Res 2002; 13:1-19
2. Bidra A., Daubert D., Garcia L., Kosinski T., Nenn C., Olsen J., Platt J.A., Wingrove S., Chandler N.D., Curtis D. 2016 ACP Clinical Practice Guidelines for Recall and Maintenance of Patients with Tooth-Borne and Implant-Borne Dental Restorations. J Prosthodontics 25 (2016) S32-S40.
3. Suszcynsky-Meister E, Shauchuk A, Hare T, Hunger L, Valent D, Massad J, Wingrove S, St. John S1. Chemical Effects of Stannous & Sodium Fluoride Dental Treatments on Titanium Alloy Surfaces. AADR Annual Conference, Ft Lauderdale, FL, Mar. 2018.
4. Sharma NC, Qaqish J, He T, et al. Superior plaque reduction efficacy of a stannous fluoride dentifrice. The Journal of Clinical Dentistry 2013; 24:31-36.
5. Wingrove S. Peri-Implant Therapy for the Dental Hygienist: A Clinical Guide to Implant Maintenance & Disease Complications 2013; Oxford: Wiley Blackwell
6. Massad, J. Patient compliance is not in our control. Dental Economics (2014) 104(4).