

TRIPLEX CLEATFORMER

"S" cleats and more – A flexible Lockformer, designed for super high productivity of inboard cleats. The triplex design has two inboard and two outboard forming positions allowing bearing support on both sides of the profile. The top plate and roll assembly are split into three zones with each having special design details like knurled rolls and angled guides to keep material moving through the machine in a straight line. These zones also can be adjusted by the operator to meet the requirements of a wide variety of gauges.


With 9 forming stations, the Triplex Cleatformer can form multiple gauge sheet metal into "S" and drive cleats on the inboard forming positions and up to 2 auxiliary roll set profiles on the outboard forming positions at speeds averaging 100 fpm.

Standard with Lockformer quality construction, this machine has a 5 hp industrial motor; high precision needle-type bearings; heavy 3/4" chassis plate; case-hardened and ground roll shafts; and an arc-welded steel stand protected with Lockformer's top-quality primer and paint finish.

Model Details




"S" Cleat inboard profile



Drive cleat roll profile



Form roll configuration



"S" and drive cleat scrap cutter attachment




Plate housing

Triplex Cleatformer Profile

Drive cleat rolls inboard 20-26 gauge



"S" cleat inboard 22-28 gauge



Model Shown with optional slitter attachment.

SPEED

60 - 65 feet per minute

100 feet per minute

MOTOR/VOLTAGE

3 hp, 230/460 volts, 60 cycle, 3 phase, A.C. 3,600 RPM.
Other motors available upon request.

5 hp, 230/460 volts, 60 cycle, 3 phase, A.C. 1,800 RPM.

DIMENSIONS/WEIGHT

Length - 58.5"
Width - 24"
Height - 41"
Passline - 34"
Weight - 725 lbs.

Length - 60"
Width - 24"
Height - 40"
Passline - 32-1/2"
Weight - 850 lbs.