

ROPER  WHITNEY®

No. XX Hand Punch



USA  MADE



No. XX Hand Punch

Light Duty Portable Punches are for limited punching power (1.2 tons or less). They are easy to carry in a pocket, on a belt or in a tool box. Hardened, machined bearing surfaces are used on this tool to provide dependable long life within the rated capacity.



- Maximum rated capacity: * 1.2 tons
- Smallest available
- Hand operation
- Adjustable stop gauge

The No. XX has a deeper throat configuration than the No. 5 and can punch up to 3 1/4" from the edge of the piece. The No. XX can also be used to punch light channels with a 1" minimum inside dimension and a 1 3/8" maximum flange. The No. XX is also available as a kit with a standard assortment of round punches and dies in a durable plastic box. Includes one 5/32", 7/32", 9/32", 11/32", 15/32", and 17/32" round punch and die.

NO. XX DEEP THROAT HAND PUNCH

1 Ton of Punching Power 1/4" Hole thru 16 Gauge Mild Steel

The No. XX includes one 9/32" round punch and die. No substitutions on punches and dies furnished unless 12 or more tools ordered.



NO. XX Bench Mounting Base



NO. XX DEEP THROAT HAND PUNCH KIT

The No. XX can be purchase in a kit including: punch, case, one each 5/32", 7/32", 9/32", 11/32", 15/32", 17/32" round punches and dies. No substitutions on punches and dies furnished in KIT unless 12 or more tools ordered.

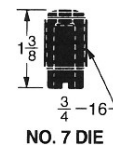
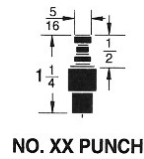


Model	Catalog No.	Description	Capacity (Tons)	Throat Depth (in.)	Shipping Weight
XX	130010001	No. XX Hand Punch Only	1.2	3-1/4	6 lbs
	135010001	No. XX Hand Punch Kit	1.2	3-1/4	9 lbs
	139010001	XX Bench Mounting Base			1-1/8



USA  MADE

**TYPE O Round Punches and Dies
Standard Sizes**



Fractional, Drill, or Millimeter A	Decimal Equiv. A	Punch Part Number	Die Part Number	Set Part Number
1/16	0.063	30000063	310070063	20000063
5/64	0.078	30000078	310070078	20000078
3/32-42 DS	0.094	30000094	310070094	20000094
7/64	0.109	30000109	310070109	20000109
1/8	0.125	30000125	310070125	20000125
9/64-28 DS	0.141	30000141	310070141	20000141
5/32	0.156	30000156	310070156	20000156
11/64	0.172	30000172	310070172	20000172
3/16	0.188	30000188	310070188	20000188
13/64	0.203	30000203	310070203	20000203
1/16	0.063	30000063	310070063	20000063
7/32	0.219	30000219	310070219	20000219
15/64-A DS	0.234	30000234	310070234	20000234
1/4-E DS	0.250	30000250	310070250	20000250
17/64-H DS	0.266	30000266	310070266	20000266
9/32-K DS	0.281	30000281	310070281	20000281
19/64	0.297	30000297	310070297	20000297
5/16	0.313	30000313	310070313	20000313
21/64	0.328	30000328	310070328	20000328
11/32	0.344	30000344	310070344	20000344
23/64	0.359	30000359	310070359	20000359
3/8	0.375	30000375	310070375	20000375
25/34	0.391	30000391	310070391	20000391
13/32	0.406	30000406	310070406	20000406
27/64	0.422	30000422	310070422	20000422
7/16	0.438	30000438	310070438	20000438
29/64- 11.5MM	0.453	30000453	310070453	20000453
15/32	0.469	30000469	310070469	20000469
31/64	0.484	30000484	310070484	20000484
1/2	0.500	30000500	310070500	20000500
33/64	0.516	30000516	310070516	20000516
17/32	0.531	30000531	310070531	20000531

Replacement Package Consists of 1ea. 5/32, 7/32, 9/32, 11/32, 13/32, 15/32 & 17/32 P&D



PRICING FOR NON-STOCK ROUNDS

MIN. A: 0.031
MAX. A: 0.531



Prices for non-stock sizes (drill, millimeter, or fractional)
Determine the A dimension (diameter)


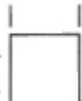
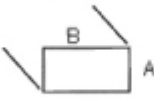

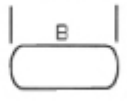
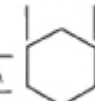

Size Range			
A	0.063 – 0.125		
A	0.126 – 0.531		

Under 0.063 add 50% to Non Stock P&D

TYPE M Obround Punches and Dies STANDARD SIZES



Fractional Size A x B	Decimal Equiv. A	Punch Part Number	Die Part Number
1/4 x 7/16	0.250 x 0.438	301001628	311071628

<p>OBROUND TYPE M</p>  <p>MAX .531</p>	<p>SQUARE TYPE R</p>  <p>MAX .391</p>	<p>RECTANGLE TYPE N</p>  <p>MAX .525</p>	<p>SINGLE "D" TYPE D</p>  <p>MAX .531</p>	<p>DOUBLE "D" TYPE P</p>  <p>MAX .531</p>	<p>HEXAGON TYPE T</p>  <p>MAX .479</p>	<p>TRIANGLE TYPE S</p>  <p>MAX .483</p>
---	--	---	--	--	---	--