

012000 CONEXIONES NEGRAS, GALVANIZADAS

CODO DE 90 GRADOS



| NO. DE ARTICULO | DESCRIPCION | CTD |
|-----------------|-------------|-----|
| 000-876 | 1/2" | 50 |
| 008-772 | 3/4" | 35 |
| 001-256 | 1" | 25 |
| 008-788 | 1-1/4" | 20 |
| 001-348 | 1-1/2" | 20 |
| 001-587 | 2" | 8 |
| 142-583 | 3" | 8 |
| 142-713 | 4" | 8 |
| 142-769 | 1/2" x 3/4" | 8 |
| 142-776 | 3/4" x 1" | 50 |

TE



| | | |
|---------|--------|----|
| 011-220 | 1/2" | 40 |
| 014-450 | 3/4" | 25 |
| 014-499 | 1" | 20 |
| 014-505 | 1-1/4" | 14 |
| 014-513 | 1-1/2" | 15 |
| 014-547 | 2" | 10 |
| 142-622 | 3" | 6 |
| 142-727 | 4" | 6 |

CACHUCHA



| | | |
|---------|--------|----|
| 001-629 | 1/2" | 50 |
| 001-819 | 3/4" | 40 |
| 001-868 | 1" | 25 |
| 010-115 | 1-1/4" | 20 |
| 001-874 | 1-1/2" | 18 |
| 011-212 | 2" | 12 |
| 142-615 | 3" | 12 |
| 142-720 | 4" | 12 |


COPE




| | | |
|---------|--------|----|
| 014-554 | 1/2" | 40 |
| 014-570 | 3/4" | 50 |
| 014-622 | 1" | 25 |
| 014-943 | 1-1/4" | 16 |
| 015-041 | 1-1/2" | 18 |
| 015-205 | 2" | 12 |
| 142-608 | 3" | 12 |
| 142-734 | 4" | 12 |


CONEXIONES NEGRAS SON UTILIZADAS PARA GAS

012000 CONEXIONES NEGRAS, GALVANIZADAS

| COPLE (MERCHANT) | | |
|---|--------|----|
|  | | |
| 143-457 | 1/2" | 10 |
| 143-461 | 3/4" | 10 |
| 143-465 | 1" | 10 |
| 143-468 | 1-1/2" | 10 |
| 143-471 | 2" | 20 |
| 143-473 | 3" | 10 |
| 143-475 | 4" | 10 |


| BUSHING | | |
|---|-------------|----|
|  | | |
| 000-345 | 3/4" X 1/2" | 25 |
| 000-351 | 1" X 1/2" | 25 |
| 000-358 | 1" X 3/4" | 25 |
| 143-406 | 3" x 2" | 25 |
| 143-413 | 3" x 2-1/2" | 25 |
| 143-418 | 4" X 2" | 25 |

| TE REDUCIDA | | |
|--|--------------------|----|
|  | | |
| 000-325 | 3/4" X 3/4" X 1/2" | 25 |
| 000-332 | 1" X 1" X 1/2" | 25 |
| 000-338 | 1" X 1" X 3/4" | 25 |

| CRUCETA | | |
|---|--------|----|
|  | | |
| 016-641 | 1/2" | 30 |
| 016-658 | 3/4" | 20 |
| 021-823 | 1" | 15 |
| 025-022 | 1-1/4" | 20 |
| 017-781 | 1-1/2" | 18 |
| 019-324 | 2" | 10 |

CONEXIONES NEGRAS SON UTILIZADAS PARA GAS

012000 CONEXIONES NEGRAS, GALVANIZADAS

| CODO DE 45 GRADOS | | |
|---|------|----|
|  | | |
| 000-242 | 1/2" | 25 |
| 000-249 | 3/4" | 25 |
| 000-256 | 1" | 25 |
| 142-755 | 2" | 10 |
| 142-601 | 3" | 10 |
| 142-762 | 4" | 10 |

| CODO CALLE DE 90 GRADOS | | |
|---|------|----|
|  | | |
| 000-223 | 1/2" | 5 |
| 000-230 | 3/4" | 25 |
| 000-237 | 1" | 25 |
| 142-741 | 2" | 25 |
| 142-594 | 3" | 8 |
| 142-748 | 4" | 8 |


| TAPON MACHO | | |
|--|------|----|
|  | | |
| 000-304 | 1/2" | 25 |
| 000-311 | 3/4" | 25 |
| 000-318 | 1" | 25 |
| 143-329 | 2" | 30 |
| 143-336 | 3" | 16 |
| 143-343 | 4" | 6 |


| REDUCCION CAMPANA | | |
|--|-------------|----|
|  | | |
| 000-283 | 3/4" X 1/2" | 25 |
| 000-290 | 1" X 1/2" | 25 |
| 000-297 | 1" X 3/4" | 25 |

| UNION | | |
|---|--------|----|
|  | | |
| 000-263 | 1/2" | 25 |
| 000-269 | 3/4" | 25 |
| 000-276 | 1" | 25 |
| 143-348 | 1-1/2" | 25 |
| 143-350 | 2" | 6 |

CONEXIONES NEGRAS SON UTILIZADAS PARA GAS

012000 CONEXIONES NEGRAS, GALVANIZADAS

| NIPLE GALVANIZADO | | |
|---|-----------------------|----|
|  | | |
| 000-365 | ROSCA CORRIDA DE 1/2" | 5 |
| 000-372 | 1/2" X 1-1/2" | 5 |
| 000-376 | 1/2" X 2" | 25 |
| 000-380 | 1/2" X 2-1/2" | 25 |
| 000-387 | 1/2" X 3-1/2" | 25 |
| 000-394 | 1/2" X 5-1/2" | 25 |
| 000-400 | 1/2" X 12" | 25 |
| 000-407 | ROSCA CORRIDA DE 3/4" | 5 |
| 000-421 | 3/4" X 1-1/2" | 5 |
| 000-491 | 3/4" X 2" | 25 |
| 000-428 | 3/4" X 2-1/2" | 5 |
| 000-436 | 3/4" X 3-1/2" | 25 |
| 000-442 | 3/4" X 5-1/2" | 5 |
| 142-884 | 3/4" X 6" | 5 |
| 000-449 | 3/4" X 12" | 5 |
| 000-453 | ROSCA CORRIDA 1" | 25 |
| 000-456 | 1" X 2" | 5 |
| 000-484 | 1" X 2-1/2" | 25 |
| 000-470 | 1" X 4" | 5 |
| 000-477 | 1" X 12" | 5 |

| NIPLE GALVANIZADO | | |
|--|--------------------|----|
|  | | |
| 143-301 | ROSCA CORRIDA X 2" | 25 |
| 143-305 | 2" X 3" | 25 |
| 143-308 | 2" X 4" | 25 |
| 143-315 | 2" X 6" | 25 |
| 143-322 | 2" X 8" | 25 |
| 143-349 | ROSCA CORRIDA X 3" | 25 |
| 143-420 | 3" x 4" | 25 |
| 143-427 | 3" x 4-1/2" | 25 |
| 143-434 | 3" x 5" | 25 |
| 143-441 | 3" x 5-1/2" | 25 |
| 143-448 | 3" x 6" | 25 |
| 143-455 | 3" x 8" | 25 |
| 143-462 | 3" x 10" | 25 |
| 143-469 | 3" x 12" | 25 |

| NIPLE GALVANIZADO | | |
|--|--------------------|---|
|  | | |
| 143-849 | ROSCA CORRIDA X 4" | 2 |
| 143-856 | 4" X 4" | 2 |
| 143-863 | 4" X 6" | 2 |
| 143-870 | 4" X 8" | 2 |

CONEXIONES NEGRAS SON UTILIZADAS PARA GAS