




110000 SANITARIOS Y LAVABOS MANSFIELD

Sanitario Tamaño Regular (BLANCO)


119 → 


146 → 




| | | |
|---------|---------------------|---|
| 139-495 | 119-146 Enjuague | 1 |
| 139-488 | Dual 1.1 y 1.6 Gal. | |

Sanitario Tamaño Regular Eficiente (BLANCO)

3121 → 

4135 → 



← 4137

| | | |
|---------|--------------------|---|
| 139-509 | #4135 DE 1.28 Gal. | 1 |
| 139-502 | #4137 DE 1.28 Gal. | 1 |
| 139-516 | #3121 TANQUE | 1 |

SANITARIO ALARGADO (HUESO)

3 → 

662 → 



| | | |
|---------|-----------------------|---|
| 139-524 | #662 TAZA DE 128 Gal. | 1 |
| 139-531 | #3 TANQUE DE 128 GAL | 1 |