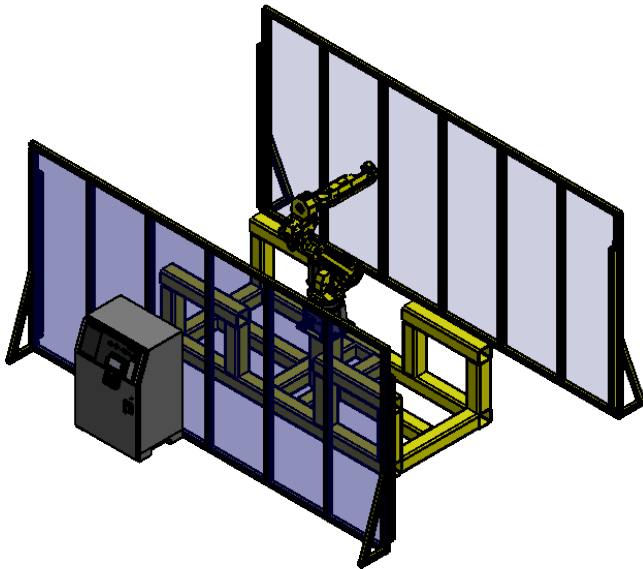
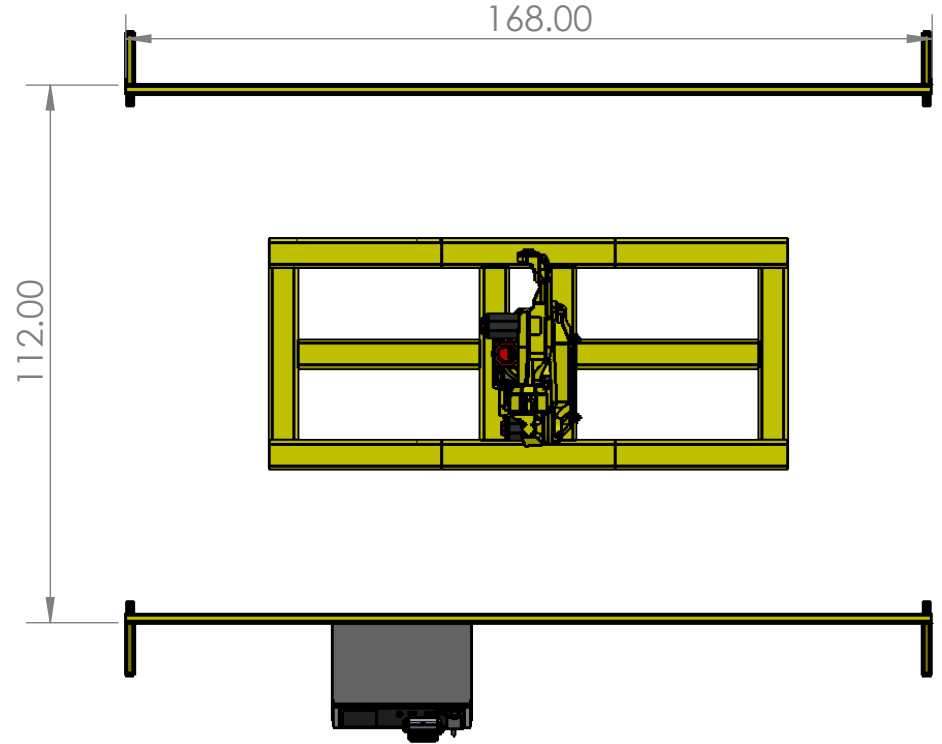



2

1

B

B



A

A

PROPRIETARY AND CONFIDENTIAL
 THE INFORMATION CONTAINED IN THIS DRAWING IS THE SOLE PROPERTY OF Rice Trailers. ANY REPRODUCTION IN PART OR AS A WHOLE WITHOUT THE WRITTEN PERMISSION OF Rice Trailers IS PROHIBITED.

		UNLESS OTHERWISE SPECIFIED:		NAME	DATE	TITLE:		
		DIMENSIONS ARE IN INCHES	DRAWN					
		TOLERANCES:	CHECKED					
		FRACTIONAL ±	ENG APPR.					
		ANGULAR: MACH ± BEND ±	MFG APPR.					
		TWO PLACE DECIMAL ±	Q.A.			SIZE	DWG. NO.	REV
		THREE PLACE DECIMAL ±	COMMENTS:			A	Open End Weld Cell	
		INTERPRET GEOMETRIC TOLERANCING PER:				SCALE: 1:64	WEIGHT:	SHEET 1 OF 1
		MATERIAL						
		FINISH						
	NEXT ASSY	USED ON						
	APPLICATION							
			DO NOT SCALE DRAWING					

2

1