

Autumn Welcome

Random Acts Of Kindness Project



You Will Need:

DecoArt Americana

Red Alert, Orange Flame, Burnt Orange, Warm White, Antique Green, Sour Apple, Torrid Orange Neon, Thermal Green Neon, Lamp Black, Bahama Blue, Asphaltum, Matt Medium.

Brushes

Dynasty Black Gold 3/8 Angled Shader, 10/0 Liner, 3/4 Flat Wash. . Dynasty Encaustic 1" Oval,

Misc

Uniball Signo White Gel pen,

The BarnBoard Finish:




On The palette: lamp Black, Warm White, Asphaltum.

This is such an easy and fun effect. Start with base coating the entire surface with Lamp Black. With a slightly wet bristle brush, apply Warm White in horizontal stripes until 80-90% of the surface is covered. (there should be streaks of the black showing through the white. The finish is irregular and looks like peeling paint

Shade the edges of the surface with A nice wide float of Asphaltum.

The Chippy Paint:

Load the rigger with Thinned Lamp Black, and roll it along the edges of the surface. Let the paint look a bit messy. The idea is to create an irregular painted edge as if the paint has chipped away over time exposing the paint beneath. so Random is the order of the day. Keep the paint thin and just let things happen as you roll it along the edge. Don't try to clean it up or be neat. Let it dry. Using the unibazl Signo White Gel Pen, apply a highlight to the edge of the ragged edge.



The Leaves:

On the palette: Red Alert, Burnt Orange, Antique Green, Sour Apple, Asphaltum, Warm White, Bahama Blue

Orange Leaf:

Base the leaf with Burnt Orange. Shade the centre vein with Thinned Asphaltum. Highlight the Leaf with floats of thinned Orange Flame then repeat the highlight with a float of thinned Torrid Orange Neon. Add a thin Sketchy outline to leaves with thinned Torrid Orange.

Red Leaf:

Base the leaf with Red Alert. Shade the centre vein with Thinned Asphaltum. Highlight the Leaf with floats of thinned Orange Flame then repeat the highlight with a float of thinned Torrid Orange Neon. Add a thin Sketchy outline to leaves with thinned Torrid Orange.

Green Leaf:

Base the leaf with Antique Green. Shade the centre vein with Thinned Asphaltum. Highlight the Leaf with floats of thinned Sour Apple, then repeat the highlight with a float of thinned Thermal Green Neon. Add a thin Sketchy outline to leaves with thinned Torrid Orange.

Berries:

Base the Berries with Warm White, Shade the berries with a float of thinned Bahama Blue, float over the blue with Thinned Asphaltum. Add a dot of Warm White to highlight. Use thinned Sour Apple to paint in the stems

Finishing up:

On the palette: Matt Medium, Warm White,

Cut out one of the word provided ..(Or use your own) and adhere it to the surface using the Matt Medium. Shade the bottom with a float of thinned Asphaltum. Let it dry then seal the entire surface with Matt Medium. Let it dry and then assemble the Plaque. Glue the pieces in place with a wood Glue. Spatter the surface with thinned Warm White. Seal with 2 light coats of matt Spray.

Welcome

