



Design Challenge # 2

When I was a Kid my dad and I played a game.. he would make two marks or lines on a piece of paper and I had 30 seconds to create something from those two lines. The lines could be curved wiggly or straight. They could meet or not, they could be close together or far apart. The only rule was that they both had to be used within the drawing I created. I Loved this game. We even played it on the beach, with Sticks in the sand when the tide was out.

This “game” trains you to think beyond the image you see in front of you to the image that could be. It is NOT about creating a beautiful piece of art, it is about using your imagination to finding your artistic vision in the simplest things.

Here is your challenge:

#1 I have provided you with several images. Create a small piece of work (journal page, canvas, wood panel, plate.. whatever) using any one (1) of them, you Must incorporate the image in some way. (you may trace it, photocopy it, duplicate it, cut it out...whatever you like. But it is NOT to be the focal point, merely a part of the over all design you create. As to the focal Point.... It can be whatever you like. Floral, still Life, Text, whatever you like.

#2 Whatever you create you MUST use one (1) of the following colours:


Saffron Yellow

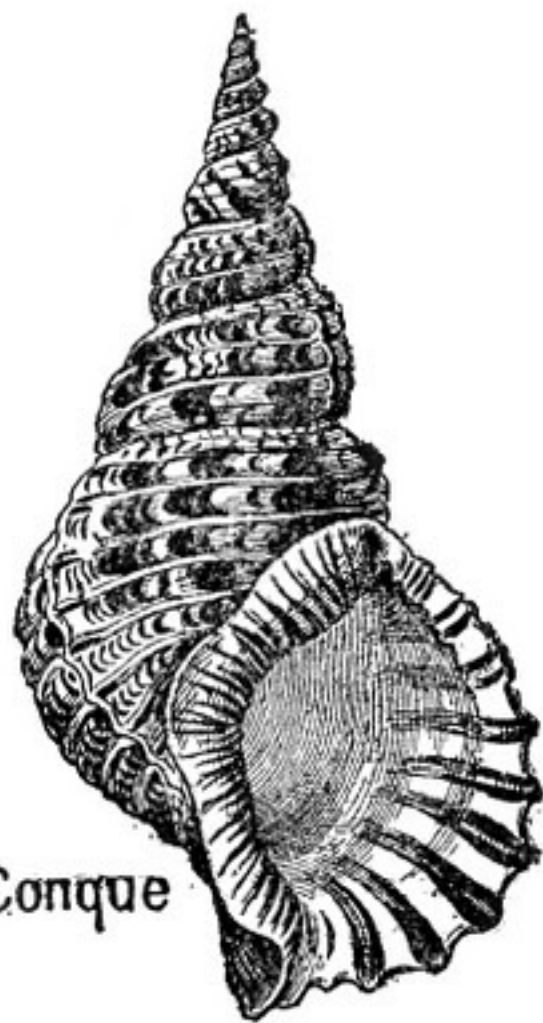

Dioxazine Purple

Light Lime

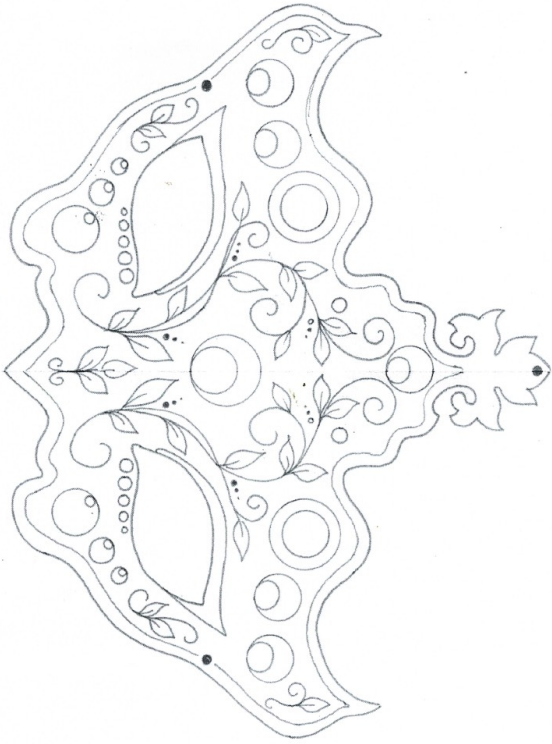
Coral

Mermaid Tail






Conque





Fleurs



M^{me} Boileve

38, rue Bourbon, 38

✠ CHATELLERAULT ✠