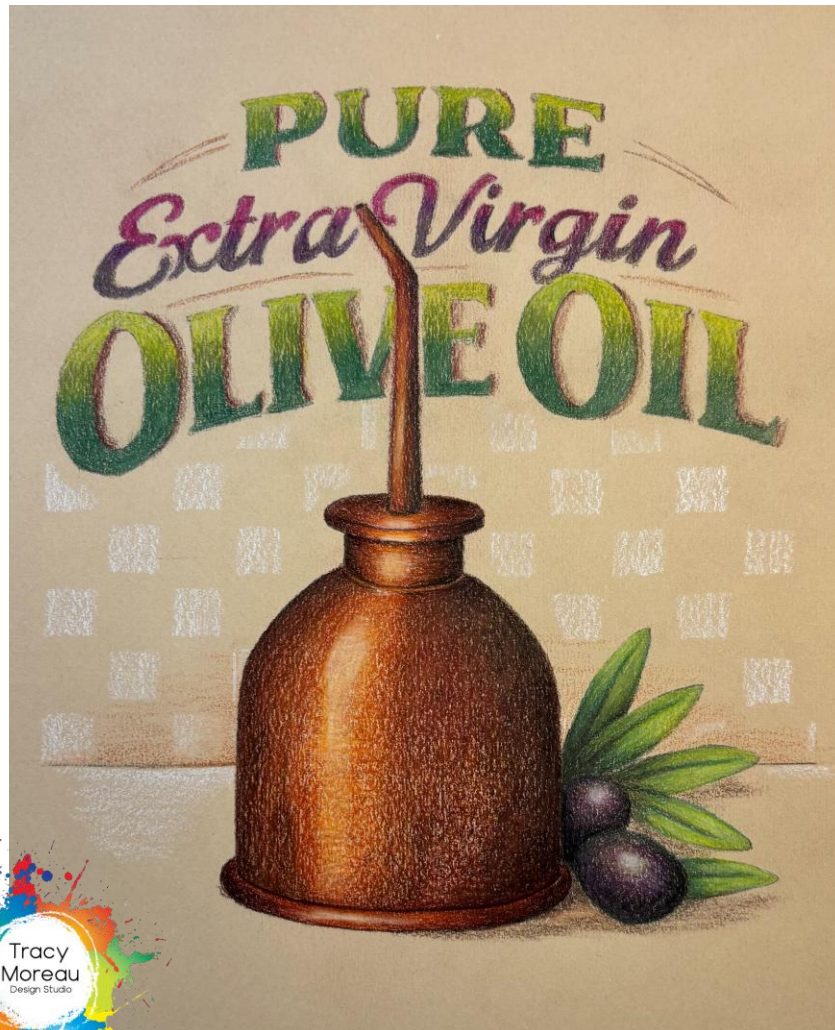



Olive Oil

In Colored Pencil


Design By Tracy Moreau


Pattern includes, Full Colour Step by Steps, Full Size Line Drawings, Detailed Written Instructions And a Complete Supply List.














PURE
Extra Virgin
OLIVE OIL



You Will Need:

Derwent Chroma Flow Pencils

2000 Raisin

1830 Pickle

1700 Foliage

1530 Cactus

1520 Pastel Mint

1600 Basil

1820 Lemon Lime

0420 Blaze

0400 Flame

1900 Burnt Sienna

1920 Redwood

0600 Strawberry

09 Magenta

0610 Pompeian Red

1100 Violet

2100 Natural Brown

2300 Black

2400 White

Blending Pencil

Eraser (mechanical)

Pencil Sharpener (Electric is great but a standard will work fine)

Graphite Paper (lightest one you have but not white)

The Surface is 9 x 12 Mi Tiente paper in Parchment. (soft Beige /Yellow)

We are going to do things a little differently with this one. There won't be any written instructions, but We will Have video to walk you through ever step of this piece. (I am experimenting with something, and you are my mice) I assure you it will be painless... and quite a lot of fun!

If you do not have The Derwent Colors, there is a conversion chart for a variety of alternatives. Please download it at your leisure.

Please be patient with this one, I know the lack of written Instructions may cause some angst, but it is my hope that the video for this one will alleviate that for you.