


# ORTHODOX SYRIAN SUNDAY- SCHOOL ASSOCIATION OF THE EAST



## Bethlehem Division Balapadam (English)

Sunday School Central Office  
Devalokom, Kottayam-4  
Ph: 2572890

---

**AN OSSAE PUBLICATION**  
**Sunday School Balapadam** (English)  
First Revised Edition December 2012  
Fourth Revised Edition September 2021  
Copies 5,000  
Price ₹ 50.00

## Preface

Education in a continuing and refreshing endeavour which attempts to train and equip kids and the young people for a spiritual, active and successful life; and hence it is an 'investment' for today and tomorrow. The myriad possibilities of education have encouraged religion, countries and ideologies to adapt it for furthering their objectives and long term aims. In the Christian tradition "Christian education' is a ministry of the Church.

Secular education programme in every situation and country has undergone enormous transformation through the years. More and more study and research is going into the philosophical base, content, techniques of teaching and learning, learners' participation, technique of evaluation etc. So it is only natural school that 'revisions' happen from time to time.

"Christian Education", for which the Sunday lays the foundation and prods nurture, is never intended to be a carbon copy of what happens in the world of secular education. Christian education has its unique aim and objectives, philosophy, ethics and vision. However, it is not irrelevant to learn from the relevant and succesful 'techniques' available and adopted in the secular front. But we must be constantly careful, never to slip away from our firm Orthodox foundations!

It is highly commendable that the Orthodox Syrian Sundayschool Association has taken the bold step to completely revise the whole curriculum, trusting in God, who loves children. Every lesson and every detail is prepared after a pretty long stretch of study, discussion, correction and revisits by a team of people who have the interest and expertise to engage in this exacting and time-consuming exercise. Provisions are made to give proper guidelines and direction to teachers. All this study materials are being prepared in Malayalam and English simultaneously. The re-

gional schools, especially, those outside India, shall adapt these basic materials to suit local situations, linguistic and cultural variances; and aptitudes of children but keeping the broad structure and basics intact.

These revised study materials are dedicated to the Church, with the fervent expectation that all those who love the Church, and our children who are dear our Lord Jesus Christ, shall certainly welcome this venture.

Devalokom  
20-10-2012

**Yakob Mar Irenious Metrapolitan**  
*President, OSSAE*

## Introduction

'Jesus Kids' is the lowest class of our Sunday School curriculum. Students of this class are of age below five years. Lessons included in this book are prepared so as to suit those small kids. Teachers and parents shall be aware of the fact that the students of this class cannot read and understand the book. So handle them in such a way as to develop interest in Sunday School and religious studies. The lessons shall be presented in the form of stories.

Four lessons are intended to familiarise the kids with their surroundings. Their family also is included in this. Nine lessons are incidents in the Bible. Make the students learn the prayers and liturgical hymns by heart, through repeated recitation in the class.

The lessons are prepared after a pretty long stretch of study, discussions and corrections by a team of people who have expertise in the field of education and theology. Being notable teachers who paved the way for the coming generations, we owe them a lot.

Let us work together to attain the ultimate goal of eternal life.

May God continue to bless you all.

Devalokam  
01-09-2021

Fr. Dr. Varghese Varghese  
*Director General*

Dear students,

We are undertaking a comprehensive revision of the Sunday School Curriculum. The period of learning from Preschool to Class XII is divided into 5 stages.

1. Bethlahem	Preschool class	Upto Age 5
2. Nazreth	Class I to III	Age 5-7
3. Galilee	Class IV to VII	Age 8-11
4. Jerusalem	Class VIII to X	Age 12-14
5. Tabor	Class XI and XII	Age 15-16

The two year learning programme in the Tabor category is titled 'Orthodox Vedapraveen Diploma'. A Diploma certificate will be issued on successful completion of this course. In the second year lessons topics like learning psychology, teaching methods and Evaluation are included. Hence those who complete this course will also acquire the eligibility to become Sunday School teachers. Therefore, learn this course diligently and with enthusiasm. The lessons included are very useful to you. They are prepared in such a simple manner as to promote self-learning.

The textbook for the first year contains 28 lessons in 7 units. Besides another book title. 'The Holy Eucharist: A Study' will be the supplementary reader. There will be a unit each in all textbooks of the lower classes devoted to the study of the Holy Eucharist. The supplementary Reader of Class XI is specially designed by incorporating the important ideas that require detailed study. Above all, a simple project is suggested as the practical activity of this class.

A topic related the first year syllabus (Class XI Syllabus) should be selected for the project. The project report should be submitted to the class teacher through the headmaster. You can seek the help of teachers, parents and the vicar in this regard.

### Structure of the Project Report

1. Project Title

2. Introduction
3. Significance and relevance of the study
4. Methodology
5. Analysis of Data Collected
6. Findings/Inferences
7. Conclusions
8. Reference

You can select a topic of your choice as the project. For example you may choose the topic 'The exemplary life of St. Vattasseril Mar Dionysius' based on the lesson 'Church Fathers'. Available books and published articles can be collected and read, and interviews with scholars can be conducted for collecting the data. Consolidate the information thus collected and prepare the report. Arrange the consolidated information according to the structure given above. The report should contain at least four pages.

Take care to learn the lessons systematically. Attend Sunday school classes without fail. Attend the worship in the Church and pray regularly.

Above all, you should pray for all Sunday school students and teachers. The service rendered by our Sunday School teachers in imparting spiritual training to the growing generation and confirming them in right faith and right worship is invaluable. Full co-operation of all students and teachers is essential for the successful implementation of the New Curriculum. Since the new system is different to a large extent from the old, teachers should handle the new curriculum and methods of learning carefully and diligently. Be kind enough to let your valuable suggestions and encouragement known to us. Let there be abundant blessings of the Benevolent God on this righteous endeavour of Sunday school teachers and other authorities for the sake of the Holy Church.

**Dr. Sam V. Daniel**  
*Executive Editor*

## **Curriculum Revision Committee**

H.G. Dr. Yakob Mar Irenius Metropolitan

Fr. Dr. O. Thomas

Fr. K.V. Thomas

Fr. Dr. Reji Mathew

Prof. Dr. Sam. V. Daniel

Prof. Cherian Thomas

Prof. Dr. Jibi George

Shri. Santosh Baby A.K.

Ms Annamma Philipose

Dr. Ipe Varghese

**Translated into English by**

Ms. Annamma Philipose



## Contents

### Unit 1

#### Bible Events

Lesson 1: God Created Us	11
Lesson 2: Friends who care us	14
Lesson 3: The boys who were saved from fire	17
Lesson 4: Christmas	20
Lesson 5: Jesus heals a Deaf and Mute person	23
Lesson 6: Miraculous Catch of Fish	26
Lesson 7: Jesus brings back to life a girl who was dead	29
Lesson 8: Praise to David's Son-Hosanna	32
Lesson 9: Jonah, who was saved from the Ocean	35

### Unit 2

#### The World Around Us

Lesson 10: Our Family	38
-----------------------	----

### Unit 3

#### Love of God

Lesson 11: Day and Night	41
Lesson 12: Sunlight and Rain	43
Lesson 13: Food, clothing and Shelter	46

### Unit 4

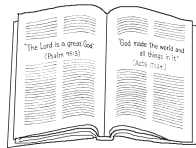
#### Let Us Worship

Lesson 14: Prayer	9
Lesson 15: Hymns of Worship	51



## Unit 1

# Bible Events



## Lesson 1

# “God Created Us”

## Genesis Chapter 1

**H**aven't we all seen our faces in the mirror (All of you look on the face of your neighbour and smile for a while). Who gave this beautiful face and form to human beings?

God has given us this beautiful face and form.


All of you close your eyes for sometime. Can you see anything? No. Can you say what all things are around us? No. Now open your eyes, say what all things you see around you.

We see trees, people, sky, buildings, table, chair, pen, book, birds, plants etc. around us. We see all these through our eyes, given by God.

Now all of you be silent for some time; listen carefully and say what sounds you hear around you.

We hear these sounds through our ears. We are given nose for breathing and enjoying good smell.

The mouth is given for talking to others and eating food. We are given hands for doing work; and legs for walking.



Colour the picture

God gave us the ability to sing, deliver speech, dance and draw pictures.  
God has given us all these abilities only because He loves us. We must always be thankful to God for all these blessings.

### **Moral**

God has created and takes care of all things in this world

### **Let us Sing**

God our Father  
Made us all  
God our Father  
Made all things good  
God our Father,  
We do thank you always!

### **Prayer**

God, we praise you for all the abilities and skills you have given us.  
Amen

### **Memory Verse**

(Genesis 1:1)

“In the beginning, God created the heavens and the earth.”

## Lesson 2

# Friends who care us

1 Samuel 18:1-4, 23:16-18, 2 Samuel 1:17

In the Holy Bible, there are a lot of stories about David, the shepherd boy. He was very careful in protecting his sheep from wild animals. He used to carry the weak and young sheep on his shoulders.

David was a servant of God. Hence God gave him more strength and intelligence. He was even strong enough to kill the lion and bear which attacked the sheep.

David was also given some other talents.

He could compose and sing songs and play musical instruments. His songs became very popular.

At that time Saul, the king of Israel heard about the singer David. He brought David to the palace and he was much attracted by David's music. Saul asked David to stay in the palace. Whenever the king asked, David played the instrument and sang songs.

The king had a son, named Jonathan. Jonathan and David loved each other very much. Jonathan presented his silk clothes to David. His precious 'bow and arrow' was also given to David.

Jonathan told David, "We will always be intimate friends." David also promised that they would keep their friendship till death.

Once Saul developed hatred towards David and he planned to kill David. But Jonathan helped David to save his life. Later David became the King.

God gives us friends. Good friends are blessing to us. They help us in various situations. We also have to help our friends.



Colour the picture

### **Moral**

A friend in need is a friend indeed.

### **Let us sing**

Shepherd David sang a song  
God only made him sing  
And one day David became king  
Jonathan and David  
Were good friends.  
They were good friends.

### **Prayer**

God, we pray that you bless all our friends. Amen

### **Memory Verse**

(Psalm 23:1)

“The Lord is my shepherd. I shall not want.”



## Lesson 3

# The boys who were saved from fire

## Daniel 1-3

Many, many years ago, King Nebuchadnezzar of Babylon captured Jerusalem. As per his order some young Israelite boys who were handsome, intelligent, and bright were selected for palace duties. They were trained in the palace. The king also gave orders that everyday they were to be given the same food and wine as given to the members of the royal court. After three years of this training they were to appear before the king handsome and brilliant.

In this group there were four young men who were good-natured, and devoted to God. Daniel, Shadrach, Meshach and Abednego decided not to take the royal food and wine. They wanted to have only vegetarian food and not to drink wine. After ten days they became more handsome than others who ate the royal food. They were brilliant too. As Daniel was intelligent, the king made him the head of all royal advisers in the palace. Shadrach, Mesach and Abednego were given charge of the affairs of the province.

After some time, a gold statue was made and the king commanded that everyone should worship this statue. Those who will not bow down and worship the statue would be put into blazing furnace.

All the people in the province worshipped the statue. Some Babylonians complained the king that Shadrach, Meshach and Abednego didn't worship the statue. The king flew into a rage on hearing this. When asked, they replied that they would not worship any God other than the true God. The king lost his temper. They were given one more chance and the king said that if they did not obey, they would be put in the furnace. The youth replied calmly, "The God whom we serve will save us from the blazing furnace."



Colour the picture

The strongest men in the army tied them up and threw them into the blazing furnace.

When the King looked, he found four men walking in the furnace. He could understand that the fourth one was an angel. The King became perplexed and called out the boys to come out.

When they came out, it was found that even their clothes, sandals or hair were not at all burnt up and there was no smell of smoke on them.

The King repented and said that their God was the real God. He agreed to worship that God. The youth were given new higher positions in the province of Babylon.

### **Moral**

Don't worship any one other than the true God.

### **Let us sing**

From the fire and lion's den  
Daniel was rescued by God  
Let us pray to God .....  
To save us from all dangers

### **Prayer**

God, give us the good desire to worship you, Lord, save us from all dangerous situations. Amen

### **Memory Verse**

(Exodus 20:3)

“You shall have no other gods before me.”

## Lesson 4

# Christmas

**St. Matthew 1:18-24; St. Luke 2:1-20**

**W**e celebrate christmas. How do we celebrate christmas? We will decorate the christmas tree, hang beautiful stars, decorate our houses, send christmas greetings etc. Why does the whole world celebrate christmas?

Christmas celebration is the expression of our joy and thanks giving, for getting the most precious gift to humankind.

What is that gift?

The Loving God sent His only begotten. Son to us to the world.

Jesus was born as a child in a manger in Bethlehem.

Eventhough He is God's Son, Jesus was born in a manger as a poor baby, did not have a proper place to be born.

The angels announced the birth of Jesus to the shepherds who were guarding their sheep in the night. They hurried off and saw the baby lying in the manger; and they bowed down before him and worshiped him.

When Jesus was born, a star shone in the sky and on seeing this unusual and wonderful star, wisemen from the East came to Bethlehem, and presented the baby with valuable gifts.

This incident reveals how great is God's love towards us.

### **Moral**

God became human because of His great love towards us.



Colour the picture

### **Let us sing**

Love of God visited us  
In the form of Jesus Christ  
Let us kneel and worship him  
With the shepherds and wise men.

### **Prayer**

Our Lord, how much is your love towards us!  
Help us to love others. Amen.

### **Memory Verse**

Isaiah 9:6

“A child has been born for us.”

## Lesson 5

# Jesus heals a Deaf and Mute person

St. Mark 7:31-37

**W**hen Jesus was walking along the coast of lake Galilee, some people brought a deaf and dumb man to Jesus.

This deaf man was not able to hear the melody of music, conversation of his fellow beings, sounds of birds and animals. He was not lucky to hear stories or songs like other children. He was also not able to speak. Thus he was deaf and mute.

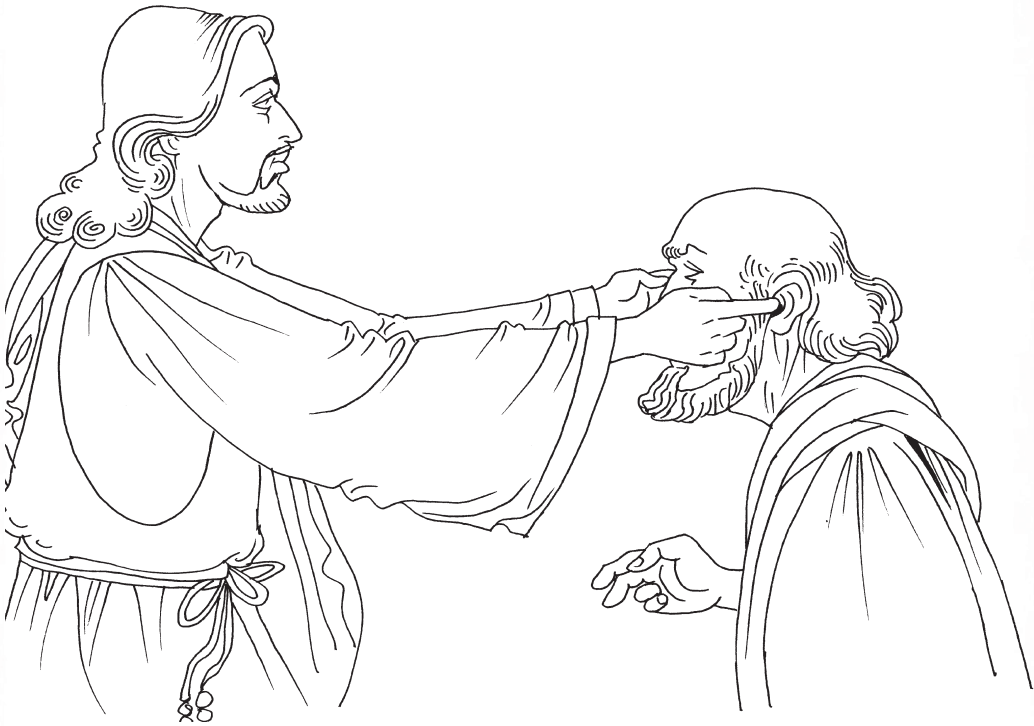
Some people took pity on this man and they brought him to Jesus.

They explained to Jesus the pitiable condition of this man. They said that he was not able to hear or speak. They begged Jesus to place His hands on him to heal him. Jesus called this man to him and put his fingers on the ears and tongue of the man. At once, the man was able to hear. He could hear the murmuring sounds of the branches of trees swinging in the breeze, the noise of the crowd and the twittering of the birds.

He tried to speak and he could speak. How much happy he was? Those who brought this man to Jesus also became very happy. They returned happily praising God.

### Moral

God does miracles; God answers our prayers.



Colour the picture



### **Let us sing**

Jesus healed the deaf and dumb  
Men had brought him to Jesus  
We must also help the sick  
And pray for their health and healing

### **Prayer**

O, God, we thank you for your blessings.  
Have mercy on our sick and suffering. Amen

### **Memory Verse**

Psalms 34:1

“I will bless the Lord at all times.”

## Lesson 6

# Miraculous Catch of Fish

St. Luke 5:1-9


**H**ave you seen people fishing? How do they catch fish? By throwing nets, by using hooks, putting fish line etc. Do you know any other ways of catching fish?

Let us listen to an incident which happened when Simon Peter, Jesus' disciple went for fishing.

Peter and his friends used to go to the deep sea in boats and throw nets to catch fish. On one day though they worked hard the whole night, they couldn't catch any fish. They were tired and they were getting ready to go home empty handed. At that time, Jesus came there. He entered Peter's boat and asked him to move the boat a little away from the land. He sat in the boat and talked to the crowd on the shore. Peter was listening. He asked Peter to push the boat out further to the deep sea and to let down the nets for a catch. Peter obeyed Jesus. They could catch a large number of fish so that the net was about to break. They were amazed. They sought the help of other fisherman in neighbouring boats and all of them together pulled the nets out of water. They got two boats full of fish that the boats were about to sink. Then on, Peter and his friends James and John became disciples of Jesus, and followed him.

### Moral

Those tasks which are done relying on God will come out successfully



Colour the picture

## Let us sing

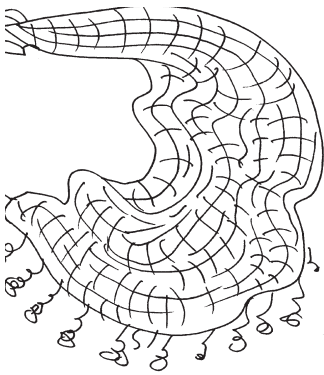
Peter caught a lot of fish  
When he obeyed Jesus words;  
Let us listen to our Lord  
And observe all his commandments

## Prayer


God, help us to live by depending only on You. Amen.

## Activities


Identify the pictures given below



Net



Boat



fish

Try to draw any one of these

## Memory Verse

St. Mark 9:23

“All things can be done for the one who believes.”

## Lesson 7

# Jesus brings back to life a girl who was dead

St. Luke 8:40-56; St. Matthew 9:18-26

Jesus was always merciful to the people who were struggling hard in their life. Jesus healed so many who were sick and suffering, consoled people who were in great difficulties.

Jesus had a special love and affection towards children. Today, let us learn how Jesus gave life back to a child who was twelve years old, but dead.


Where ever Jesus went, people crowded around him. They came to him for listening to his words and to get healing for their sick. One day when He was amidst a big crowd, Jairus-an official in the local synagogue came and threw himself down at Jesus feet and begged him to go to his house because his only daughter, who was 12 years old was sick and was dying.

Jesus was about to go with him. At this time, a messenger came from the official's house. "Your daughter has died", don't bother the teacher any longer."

Jairus felt so sad. But Jesus said, "Don't be afraid, only believe and she will be well."

When they reached the house, there were a big crowd of people there; and it was an atmosphere of mourning and wailing.

Jesus entered the house, and took only Peter, John, James and the girl's parents along with him to the room where the child was lying. Jesus took her by her hand and called out, "Get up, my child." She got up at once and Jesus ordered them to give her some food as she was hungry. Her mother went to kitchen to get her food, she ate it and became energetic. Everyone became



Colour the picture

happy and praised God. This incident reveals Jesus' pity towards sorrowful people.

### **Moral**

God gives life to the dead

### **Let us sing**

Overshadow with Thy hand,  
Me a handicraft of Thine,  
Let me in Thy fortress stand,  
Mercy shielding round be mine.

### **Prayer**

Jesus, please help us to console the sorrowful people. Amen

### **Memory Verse**

Psalm 34:18

The LORD is near to the brokenhearted.

## Lesson 8

# Praise to David's Son-Hosanna

St. Luke 19:29-40

**D**o you remember the day when we all throw flowers up in the church? We all are very happy then, aren't we? Do you bring flowers to the church on such a Sunday? What do you say, when you throw the flowers? You say, "Hosanna, Hosanna", don't you! It's a Sunday. Why do we celebrate that day? We shall learn more about it today.

Once Jesus and his disciples wanted to go to Jerusalem. The Temple was in Jerusalem. Do you like to go to church? How do you go to church? On foot or by vehicle? Jesus went to Jerusalem riding a donkey, a symbol of humility. When Jesus was going to Jerusalem, old and young people went with him. They spread flowers, leaves and branches of olive trees before Jesus. They shouted, "Hosanna, Hosanna, Hosanna for David's son. We also sing that hymn today. Let us sing it together.

"Hosanna, Hosanna  
Hosanna, Son of David"

Hosanna means 'Praise to God.' or 'save us we pray'. We celebrate 'Hosanna' to remember this incident.

### **Moral**

God Blesses those who are humble.

### **Prayer**

God, save us, praise be to God.





Colour the picture


## Activities

1. Give the names of the pictures

Donkey

A basket  
full of  
flowers

Children who throw up  
flowers



2. All of you go to church on next Hosannah with flowers and celebrate.

## Memory Verse

St. John 12:13

“Hosanna: Blessed is the one who comes in the  
name of the Lord.”

## Lesson 9

# Jonah, who was saved from the Ocean

(Jonah Chapters 1, 2)

Nineveh was a place to the East of Israel. The people in that place disobeyed God and led a bad life. God asked prophet Jonah to go to that place and speak against them so that they might be confessing and coming back to God's path.

Eventhough Jonah was a strong devotee of God, he didn't want to go to Nineveh as Israelites hated the people of Niveveh.

Thus Jonah got in to a ship which was going to Tarsis, to the West.

When he was in the ship, the sea became rough and the ship was in danger of breaking apart.

The crew said that it may be because of some passenger, who worked against God's will. In order to find that person, they drew lots including the names of all members of the crew and passengers. Jonah's name was drawn. He admitted his guilt and asked them to throw him into the sea. Then they picked Jonah up and threw him in to the sea, and it calmed down at once.

Eventhough he fell in to the sea, God did not allow Jonah to die. A large fish (a whale) was commanded to swallow Jonah. The fish swallowed Jonah and he was safe inside it as there was plenty of space and airpockets inside the large fish. He was not harmed.

Jonah prayed to God from there to forgive his sins. He was inside the fish for three nights and three days. After three days, God, ordered the fish to spew Jonah up on the beach of Nineveh, and it was done.

Jonah gave God's message to the people in Nineveh and they all repented of their sins and turned to God. God is able to save us miraculously. God forgive those who repent.



Colour the picture

### **Moral**

If we confess our sins to God, God will forgive us.

### **Let us sing**

Praise the Lord, who always hears  
Prayers of feeble folk like us,  
Who regards repentant tears,  
As first-fruits, gifts offered thus.

### **Prayer**

God! give us good will to obey you. Amen

### **Memory Verse**

(Psalms 86:11)

“Teach me your way, O Lord.”

## Unit 2

# The World Around Us



## Lesson 10

# Our Family

Who all are there in our family? Father, Mother, Brother, Sister all of them live in our house. A family means the living together of all these members in a house.

God directs people to help others when they are in need.


The first man created by God was Adam. He was put in the beautiful garden of Eden.

There were a lot of trees, shrubs, herbs and climbers in Eden. Edible fruits, fragrant flowers, twittering of birds, rabbits, deers, donkeys, squirrels which are climbing here and there to pluck fruits—all these were there in Eden.

But there were no human friends for Adam.

God understood Adam's grief. So he created a woman and made her wife of Adam. Her name is Eve. They lived together happily sharing and caring.

God made a family  
For Adam, Eve and their children  
A family is where love is there  
Thus our family belongs to God.



Colour the picture

Eve gave birth to a child and called him Cain. After sometime they got another Son, Abel.

Thus God founded the first family on earth. God wants that Human beings should love one another as God loves the whole world. We learn how to love others first from our family. How great is God who gave us our parents who love and care for us.

### **Moral**

We must love one another.

### **Prayer**

O, God, Bless our parents, and all others who are dear to us. Amen

### **Memory Verse**

1 John 4:9

“Those who abide in love abide in God.”



## Unit 3

# Love of God



## Lesson 11

# Day and Night

**I**s it day or night now?

Day.

How do you know?

Because there is light. Have you seen sun rising in the east? The sun rises in the east everyday. God created the sun, the moon and the stars which give us light.

Early in the morning the earth is lighted up; flowers bloom, birds start sing, every one indulges in various activities. Children go to school. When it is noon, the sun comes above our head, then slowly moves to the west and then sets in the evening. When the sun sets, there will be darkness. Birds will fly back to their nests. The night is for rest. The darkness and silence of night is suitable for rest, study and prayer. After finishing works of the day we go to bed for sleep. God gave us daytime for our work and night for rest and thus expresses His love towards us.

### **Moral**

God is light. Those who live in God live in light

### **Let us sing**

Saviour Christ, our hearts inspire,  
Thee to see effulgent bright—  
Thee whose honor shines as fire,  
Worshipped by all sons of light.

### **Prayer**

O, Lord! Thank you God for giving and arranging the day and night  
so beautifully for our good. Amen

### **Memory Verse**

Genesis 1:3

Then God said, 'Let there be light and there was light.'

## Lesson 12

# Sunlight and Rain

All of you look outside and tell whether it is sunlight or rain now? (Why do we need sunlight and rain?)

Sunlight is needed for all living things and plants. Leaves prepare food with the help of sunlight. Plants grow with the help of this food and bear flowers and fruits.

Grass grow on the ground only because of sunlight. Cows graze grass and cows give us milk.

Plants, animals, birds and human beings need water for living. Water reaches everywhere through rain.

The drooping plants will stand erect when there is rain. Haven't you seen this?

The seeds lying under the soil will rise up when they get rain. Thus plants and trees are grown.

When rain water flows, streams, brooks, rivers are formed. We get enough water for drinking, washing clothes and bathing, from this.


Several fish and other living beings grow in water. Many plants also grow in water.

We should never contaminate or waste water which is essential for life

It is because of God's love towards us that He has given us sunlight and rain.

### **Moral**

Never pollute air, water, and soil.



Colour the picture

### Let us sing

God gave us the earth  
God gave us the air,  
God gave us water too!  
We must never misuse them  
They are God's gift to us!

### Prayer

Thank you God for all your valuable gifts,  
which we need for our life. Amen

### Activities

Put '✓' mark against right deeds and 'x' mark against wrong deeds.

1. We must water the plant in pot if it is drooping.
2. Close the tap after the use of water.
3. Don't throw the wastes from our house to the outside of our boundary.
4. Don't take things from other people without their permission.

### Memory Verse

Psalms 19:1

“The heavens are telling the glory of God”

## Lesson 13

# Food, clothing and Shelter

We eat food everyday and drink water, milk etc. This is needed for the growth of our body.

What are your favourite food items?

Pupils see the pictures of fruits, vegetables and various dishes.

When we are hungry we eat food. How do we get it?

Some are cooked by our mother, some are bought from the hotels and the earth gives us fruits.

Can you name various food articles? Cereals, vegetables, fruits, underground seeds, milk, egg, butter, ghee, fish, meat etc. We get all these from nature which is created by God. God has arranged everything for food so that human beings, animals and other living things on earth get their food. We should not waste or misuse food items. We need clothes just as we need food. You look at your dress. Our dresses are made out of cloth material.


Cloths are woven by threads. We get all the materials necessary for this from nature.

God has created “Colouring materials” which give colour to the cloths.

We build houses to protect us from hot and cold weather. God gives us the materials for the making of houses, and intelligence for making proper plans for construction. Thus God has given everything for making our life comfortable. We may thank God for all this.

### Let us sing

Earth is the Lord's  
Let's praise Him  
Nature is His gift  
Let's praise Him



Colour the picture

God gives us light  
Let's praise Him  
God gives us rain  
Let's praise Him  
God gives us everything  
Let us all praise the Lord

### **Prayer**

God, we praise you and thank you for all the blessings  
you have given us. Amen

### **Memory Verse**

Pslam 24:1

“The earth is the Lord's and all that is in it.



## Unit 4

# Let Us Worship



## Lesson 14

# Prayer

Children, do you pray everyday! To whom do you pray? To God. What do you know about God who listens to your prayer?

1. God is Almighty. He is all powerful. Nothing is impossible for God.
2. God is immortal. Lord Jesus died for us on the cross. But he came out victorious on the third day from the tomb.

Today we shall learn a prayer to that LORD who died on the cross and came back to his life through Resurrection.

All of you repeat this prayer after teacher.

Holy art Thou, O God.


Holy art Thou, Almighty

Holy art Thou, Immortal

+ Crucified for us, Have mercy on us.

This prayer is to be said thrice always. When we say + Crucified for us, we must make the sign of the cross and prostrate.

In all our Canonical prayers, this prayer is recited in the beginning and at the end.



### Activities

1. Learn to make the sign of cross (with the help of the teacher)
2. Practise to prostrate.

## Lesson 15

# Hymns of Worship

Children, don't you participate in church worship on all Sundays? Don't we sing so many hymns as part of worship? We all like them, right? Let us learn some hymns which are used in worship.

Let us sing a hymn of intercession to Mother Mary. Please sing after me. Pupils follow the teacher.

“Thou whose praise the church doth sing  
Intercession for us bring,  
Unto Him, Thine only Son,  
That He may not mercy shun.”

Now let us sing a prayer to Jesus.

“Be Thy + Cross, O Jesus Lord!  
By Thy Mother's praying word,  
Take from us and from our path  
Punishments and rods of wrath.”

Now we shall sing an intercessory hymn to Saints.

“Plead for us, ye holy saints  
Pray to Him whose will ye did,  
That from anger we be spared  
That from scourges we be hid.”

Here is another hymn where we praise God, and honour and the martyrs. Let us sing.

“Glory be to God on high  
To His Mother honour be,  
To the martyrs crowns of praise,  
Grace and mercy to the dead.”

Try to learn all these hymns by singing them several times in the class with the help of the teacher.

### **Activities**

1. When these hymns are sung during worship, sing along with others.
2. Try to byheart these by singing them on other occasions.

