

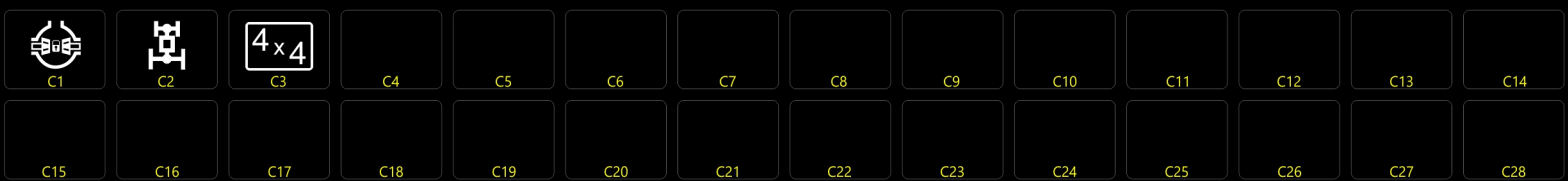
LIGHTING



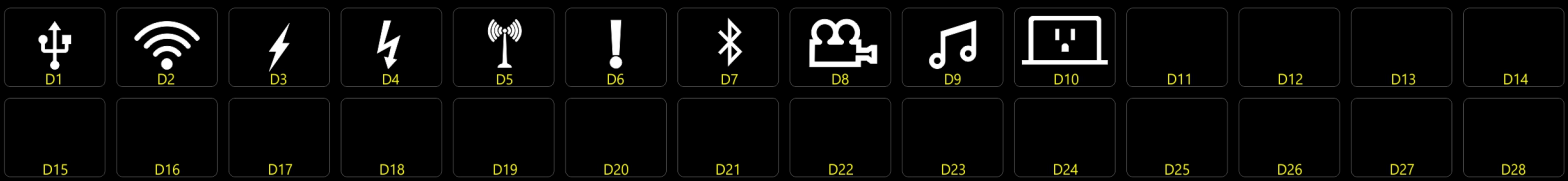
HEATING/COOLING



DRIVETRAIN




DEVICE



PERFORMANCE



CONTROLS




WARNING/INDICATOR



EQUIPMENT



ON/OFF INDICATOR



- SYMBOL SHEET WILL BE UPDATED REGULARLY
- WE CAN CREATE CUSTOM SYMBOLS FOR YOUR APPLICATION
- WE CAN USE PARTS OF SYMBOLS AND MIX PARTS OF SYMBOLS
- YOU CAN SUBMIT YOUR OWN SYMBOL DRAWING
- WE CAN CREATE A SYMBOL FROM A PHOTO OF A HAND DRAWING
- DXF FILES FROM CAD PROGRAMS SAVE TIME AND KEEP COSTS DOWN