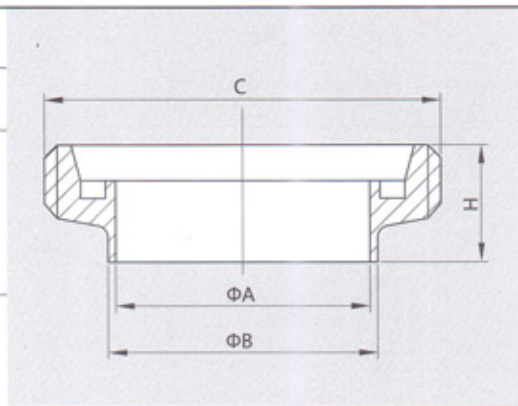


焊接云头
Welding male

DIN-15S

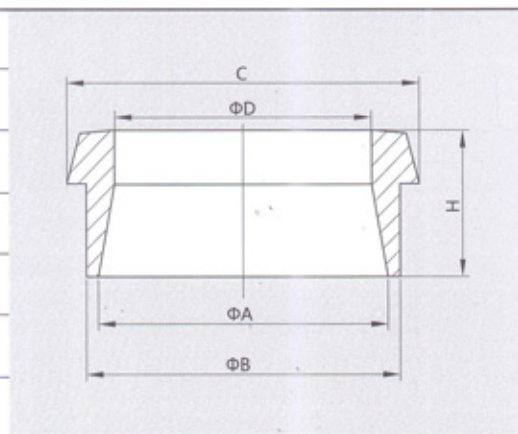
DN	A	B	C	H
10	10	13	Rd28×1/8"	17
15	16	19	Rd34×1/8"	17
20	20	23	Rd44×1/6"	19
25	26	29	Rd52×1/6"	22
32	32	35	Rd58×1/6"	22
40	38	41	Rd65×1/6"	22
50	50	53	Rd78×1/6"	23
65	66	70	Rd95×1/6"	25
80	81	85	Rd110×1/4"	25
100	100	104	Rd130×1/4"	30
125	125	129	Rd160×1/4"	35.5
150	150	154	Rd190×1/4"	40



焊接接头
Welding liner

DIN-ISO-L

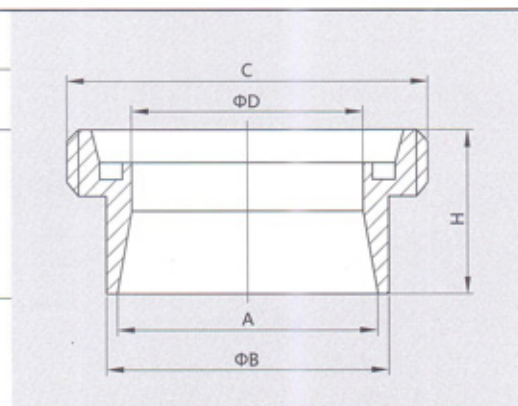
DN	A	B	C	D	H
17.2	14	17.2	22.5	10	17
21.3	18.1	21.3	28.5	16	17
26.9	23.7	26.9	36.5	20	18
33.7	29.7	33.7	44	26	22
42.4	38.4	42.4	50	32	25
48.3	44.3	48.3	56	38	26
60.3	56.3	60.3	68.5	50	28
76.1	71.5	76.1	86	66	32
88.9	84.3	88.9	100	81	37
114.3	109.1	114.3	121	100	44
139.7	134.5	139.7	150	125	34
168.3	163.1	168.3	176	150	37



焊接云头
Welding male

DIN-ISO-M

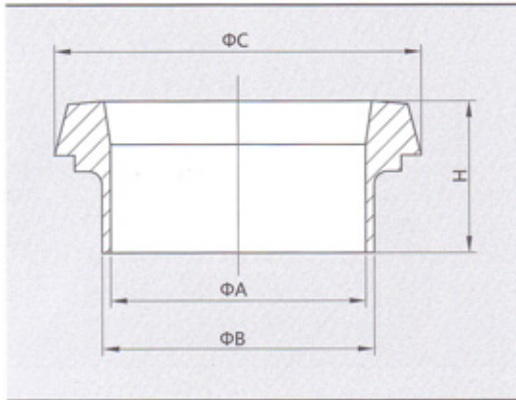
DN	A	B	C	D	H
17.2	14	17.2	Rd28×1/8"	10	21
21.3	18.1	21.3	Rd34×1/8"	16	21
26.9	23.7	26.9	Rd44×1/6"	20	24
33.7	29.7	33.7	Rd52×1/6"	26	29
42.4	38.4	42.4	Rd58×1/6"	32	32
48.3	44.3	48.3	Rd65×1/6"	38	33
60.3	56.3	60.3	Rd78×1/6"	50	35
76.1	71.5	76.1	Rd95×1/6"	66	40
88.9	84.3	88.9	Rd110×1/4"	81	45
114.3	109.1	114.3	Rd130×1/4"	100	54
139.7	134.5	139.7	Rd160×1/4"	125	46
168.3	163.1	168.3	Rd190×1/4"	150	50



DIN

焊接接头
Welding liner

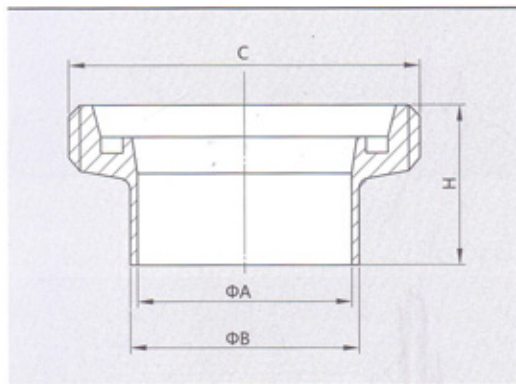
DIN-INCH-L



Size	A	B	C	H
1/2"	9.4	12.7	22.5	17
3/4"	15.75	19.05	28.5	17
1.0"	22.1	25.4	36.5	18
1-1/4"	28.45	31.75	44	22
1-1/2"	34.8	38.1	50	25
2.0"	47.5	50.8	68.5	28
2-1/2"	60.2	63.5	86	32
3.0"	72.9	76.2	100	37
4.0"	97.38	101.6	121	44
5.0"	121.46	127.0	150	34
6.0"	146.86	152.4	176	37

焊接云头
Welding male

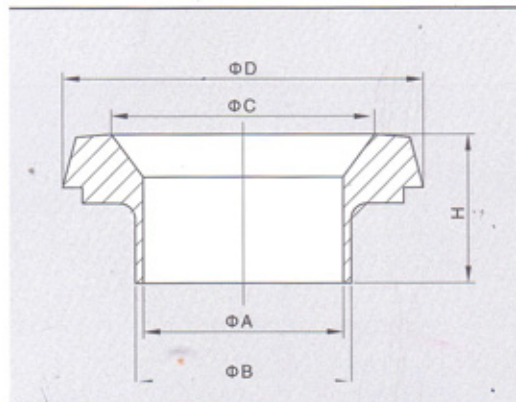
DIN-INCH-M



Size	A	B	C	H
1/2"	9.4	12.7	Rd28x1/8"	21
3/4"	15.75	19.05	Rd34x1/8"	21
1.0"	22.1	25.4	Rd52x1/6"	29
1-1/4"	28.45	31.75	Rd58x1/6"	32
1-1/2"	34.8	38.1	Rd65x1/6"	33
2.0"	47.5	50.8	Rd78x1/6"	35
2-1/2"	60.2	63.5	Rd95x1/6"	40
3.0"	72.9	76.2	Rd110x1/4"	45
4.0"	97.48	101.6	Rd130x1/4"	54
5.0"	121.46	127.0	Rd160x1/4"	46
6.0"	146.86	152.4	Rd190x1/4"	50

变径焊接接头
Reducing welding liner

DIN-14RL



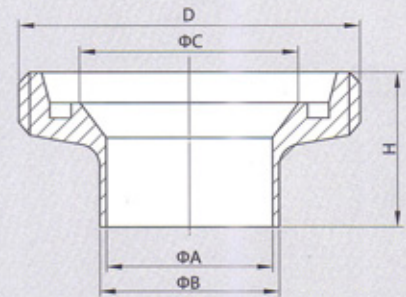
DN	A	B	C	D	H
32-25	26	29	32	50	20
40-25	26	29	38	56	20
40-32	32	35	38	56	23
50-32	32	35	50	68.5	23
50-40	38	41	50	68.5	26
65-40	38	41	50	86	26
65-50	50	53	66	86	27
80-50	50	53	81	100	30
80-65	66	70	81	100	31
100-65	66	70	100	121	40
100-80	81	85	100	121	42

变径焊接云头

Reducing welding male

DIN-15RM

DN	A	B	C	D	H
32-25	26	29	32	Rd58×1/6"	27
40-25	26	29	38	Rd65×1/6"	28
40-32	32	35	38	Rd65×1/6"	25
50-32	32	35	50	Rd78×1/6"	29
50-40	38	41	60	Rd78×1/6"	35
65-40	38	41	66	Rd95×1/6"	39
65-50	50	53	66	Rd95×1/6"	40
80-50	50	53	81	Rd110×1/4"	45
80-65	66	70	81	Rd110×1/4"	46
100-65	66	70	100	Rd130×1/4"	55
100-80	81	85	100	Rd130×1/4"	49

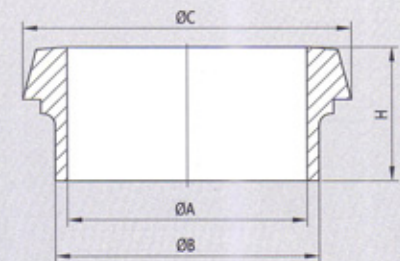


焊接接头

Welding liner

DIN-14P

DN	A	B	C	H
10	9	12	22.5	17
15	15	18	28.5	17
20	19	22	36.5	18
25	25	28	44	22
32	31	34	50	25
40	37	40	56	26
50	49	52	68.5	28

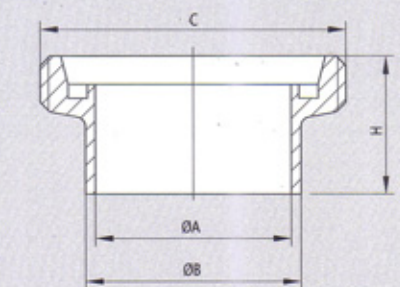


变径焊接云头

Reducing welding male

DIN-15P

DN	A	B	C	H
10	9	12	RD28×1/8"	21
15	15	18	RD34×1/8"	21
20	19	22	RD44×1/6"	24
25	25	28	RD52×1/6"	29
32	31	34	RD58×1/6"	32
40	37	41	RD65×1/6"	33
50	49	52	RD78×1/6"	35

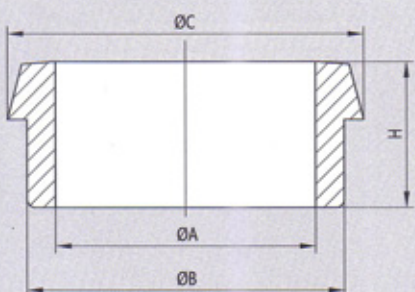


加厚接头

Thickening liner

DIN-14T

DN	A	B	C	H
40	10	18	22.5	17
15	16	24	28.5	17
20	20	30	36.5	18
25	26	35	44	22
32	32	41	50	25
40	38	48	56	26
50	50	61	68.5	28
65	66	79	86	32
80	81	93	100	37
100	100	114	121	44

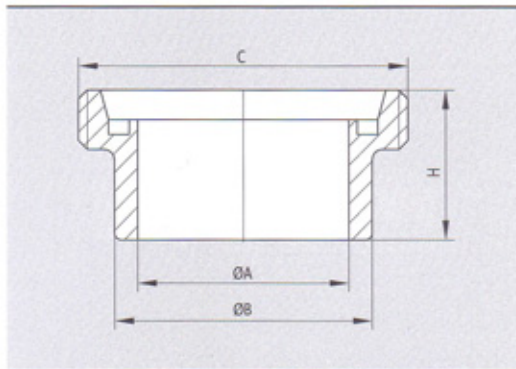


DIN

加厚云头

Thickening Male

DIN-15T

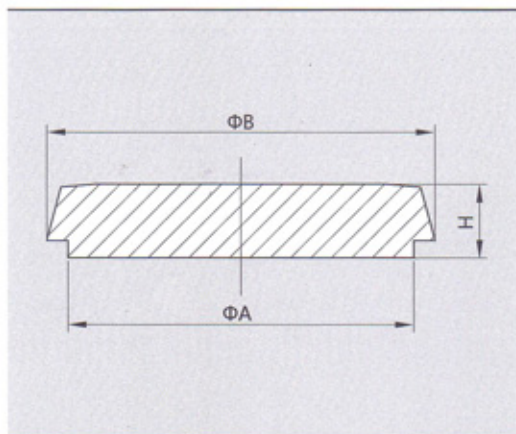


DN	A	B	C	H
10	10	18	RD28×1/8"	21
15	16	24	RD34×1/8"	21
20	20	30	RD44×1/6"	24
25	26	35	RD52×1/6"	29
32	32	41	RD58×1/6"	32
40	38	48	RD65×1/6"	33
50	50	61	RD78×1/6"	35
65	66	79	RD95×1/6"	40
80	81	93	RD110×1/4"	45
100	100	114	RD130×1/4"	54

盲接头

Blank liner

DIN-14B

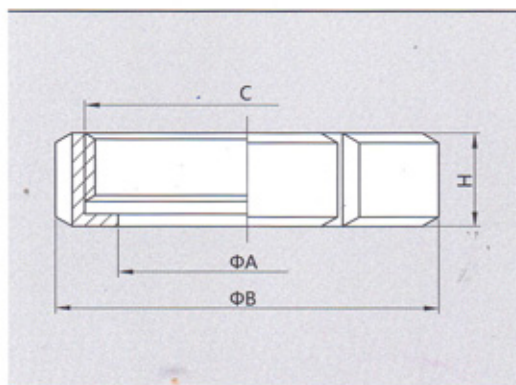


DN	A	B	H
10	18	22.5	9
15	24	28.5	9
20	30	36.5	11
25	35	44	13
32	41	50	13
40	48	56	13
50	61	68.5	14
65	79	86	16
80	93	100	16
100	114	121	20
125	137	150	22
150	163	176	24

螺帽

Nut

DIN-13RS

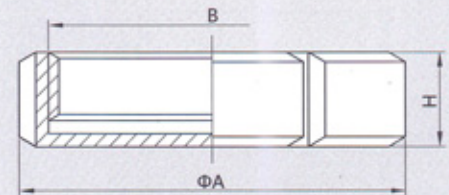


DN	A	B	C	H
10	19	36	Rd28×1/8"	18
15	25	42	Rd34×1/8"	18
20	31	52	Rd44×1/6"	20
25	36	61	Rd52×1/6"	21
32	42.5	68	Rd58×1/6"	21
40	49	76	Rd65×1/6"	21
50	62	90	Rd78×1/6"	22
65	80	108	Rd95×1/6"	25
80	94	125	Rd110×1/4"	29
100	115	145	Rd130×1/4"	30

盲盖 Blank nut

DIN-13RB

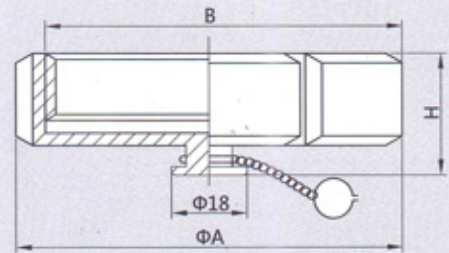
DN	A	B	H
10	38	Rd28×1/8"	18
15	44	Rd34×1/8"	18
20	54	Rd44×1/6"	20
25	63	Rd52×1/6"	21
32	70	Rd58×1/6"	21
40	78	Rd65×1/6"	21
50	92	Rd78×1/6"	22
65	112	Rd95×1/6"	25
80	127	Rd110×1/4"	29
100	148	Rd130×1/4"	31
125	178	Rd160×1/4"	35
150	210	Rd190×1/4"	40



有耳盲盖 Blank nut with boss

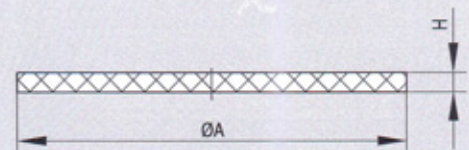
DIN-13RBN

DN	A	B	H
10	38	Rd28×1/8"	25
15	44	Rd34×1/8"	25
20	54	Rd44×1/6"	27
25	63	Rd52×1/6"	28
32	70	Rd58×1/6"	28
40	78	Rd65×1/6"	28
50	92	Rd78×1/6"	29
65	112	Rd95×1/6"	32
80	127	Rd110×1/4"	36
100	148	Rd130×1/4"	38
125	178	Rd160×1/4"	42
150	210	Rd190×1/4"	47



盲盖密封垫 Plate seal

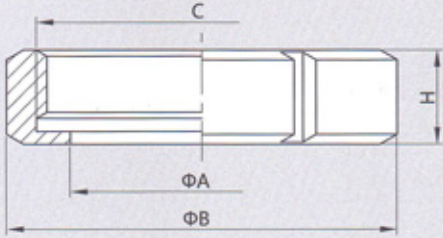
DN	A	H	H(PTFE)
10	28	3	1.5
15	34	3	1.5
20	44	3	1.5
25	52	3	1.5
32	58	3	1.5
40	65	3	1.5
50	78	3	1.5
65	95	3	1.5
80	110	3	1.5
100	130	3	1.5
125	160	3	1.5
150	190	3	1.5



SMS

螺帽
Nut

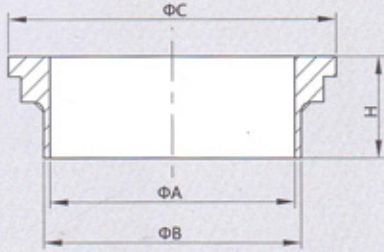
SMS-13



Size	A	B	C	H
25	32	51	Rd40×1/6"	20
32	40.5	60	Rd48×1/6"	22
38	48	74	Rd60×1/6"	25
51	61	84	Rd70×1/6"	26
63.5	74	100	Rd85×1/6"	30
76	87	114	Rd98×1/6"	32
101.6 (Max)	117	154	Rd132×1/6"	45
101.6 (Min)	113	140	Rd125×1/4"	32

焊接接头
Welding liner

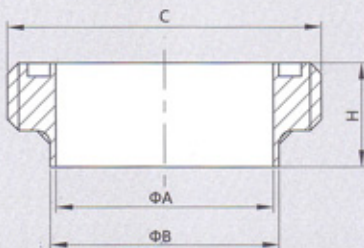
SMS-14



Size	A	B	C	H
25	22.5	25	35.5	15
32	29.5	32	43.5	15
38	35.5	38	55	20
51	48.5	51	65	20
63.5	60.5	63.5	80	24
76	72.9	76.1	93	24
101.6 (Max)	97.6	101.6	127	30
101.6 (Min)	97.6	101.6	118	30

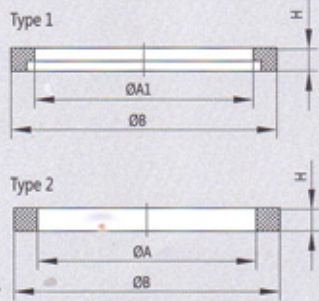
焊接云头
Welding male

SMS-15



Size	A	B	C	H
25	22.5	25	Rd40×1/6"	19
32	29.5	32	Rd48×1/6"	19
38	35.5	38	Rd60×1/6"	23
51	48.5	51	Rd70×1/6"	23
63.5	60.5	63.5	Rd85×1/6"	27
76	72.9	76.1	Rd98×1/6"	27
101.6 (Max)	97.6	101.6	Rd132×1/6"	35
101.6 (Min)	97.6	101.6	Rd125×1/4"	30

密封圈
Seal ring



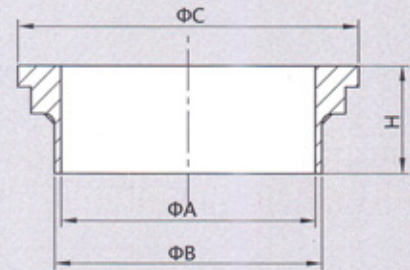
Size	A	A1	B	H
25	25	22.7	31.8	5.3
32	32	29.7	39.8	5.3
38	38	35.7	47.8	5.3
51	51	45.5	60.8	5.3
63.5	63.5	60.7	73.2	5.3
76	76	72.3	85.8	5.3
101.6	101.6	97.8	103.8	5.3

焊接接头

Welding liner

SMS-14S

Size	A	B	C	H
25	22.5	25	35.5	10
32	29.5	32	43.5	10
38	35.5	38	55	11
51	48.5	51	65	13
63.5	60.5	63.5	80	13
76	72.9	76.1	93	14
101.6 (Max)	97.6	101.6	127	16
101.6 (Min)	97.6	101.6	118	16

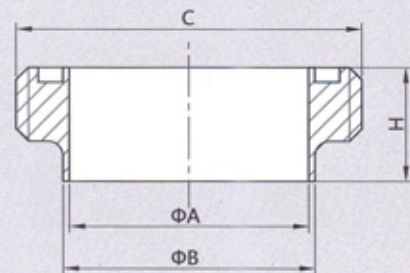


焊接云头

Welding male

SMS-15S

Size	A	B	C	H
25	22.5	25	Rd40×1/6"	15
32	29.5	32	Rd48×1/6"	15
38	35.5	38	Rd60×1/6"	20
51	48.5	51	Rd70×1/6"	20
63.5	60.5	63.5	Rd85×1/6"	24
76	72.9	76.1	Rd98×1/6"	24
101.6 (Max)	97.6	101.6	Rd132×1/6"	28
101.6 (Min)	97.6	101.6	Rd125×1/4"	28




焊接接头

Welding liner

SMS-14SS

Size	A	B	C	H
25	22.5	25	35.5	7.5
32	29.5	32	43.5	7.5
38	35.5	38	55	9
51	48.5	51	65	9
63.5	60.5	63.5	80	9
76	72.9	76.1	93	10
101.6 (Max)	97.6	101.6	127	12
101.6 (Min)	97.6	101.6	118	12

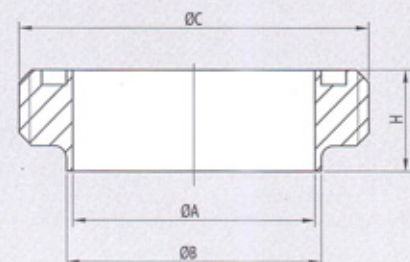


短云头

Short welding male

SMS-15SS

Size	A	B	C	H
25	22.5	25	RD40×1/6"	15
32	29.5	32	RD48×1/6"	15
38	35.5	38	RD60×1/6"	18
51	48.5	51	RD70×1/6"	20
63.5	60.5	63.5	RD85×1/6"	20
76	72.9	76.1	RD98×1/6"	21
101.6	97.6	101.6	RD125×1/4"	26

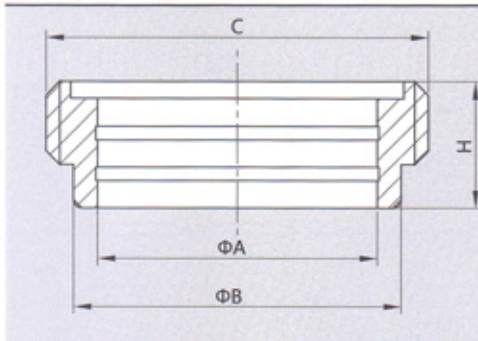


SMS

胀管云头

Expanding male

SMS-15R

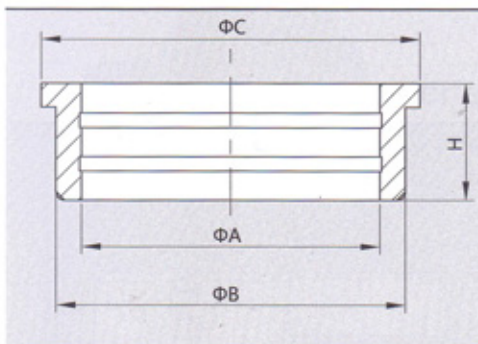


Size	A	B	C	H
25	25.2	31.5	Rd40×1/6"	19
32	32.2	40	Rd48×1/6"	19
38	38.2	47.5	Rd60×1/6"	23
51	51.2	60	Rd70×1/6"	23
63.5	63.7	73.5	Rd85×1/6"	27
76	76.3	86.5	Rd98×1/6"	27
101.6 (Max)	101.8	116.5	Rd132×1/6"	35
101.6 (Min)	101.8	112.5	Rd125×1/4"	30

胀管接头

Expanding liner

SMS-14R

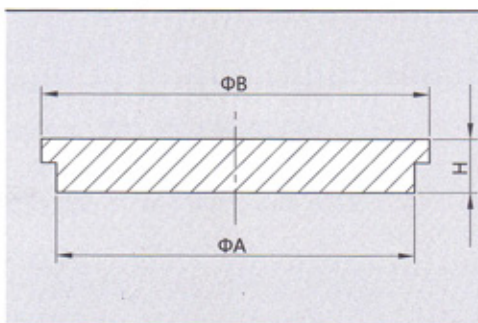


Size	A	B	C	H
25	25.2	31.5	35.5	15
32	32.2	40	43.5	15
38	38.2	47.5	55	20
51	51.2	60	65	20
63.5	63.7	73.5	80	24
76	76.3	86.5	93	24
101.6 (Max)	101.8	116.5	127	27
101.6 (Min)	101.8	112.5	118	27

盲接头

Blank liner

SMS-14B

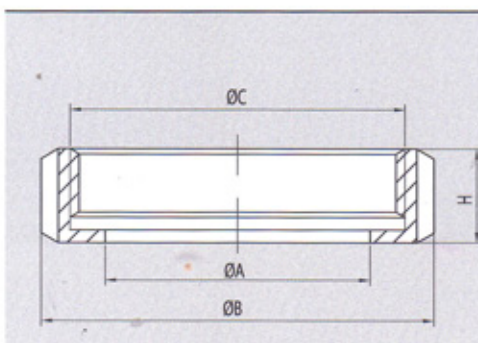


Size	A	B	H
25	31.5	35.5	7.5
32	40	43.5	8
38	47.5	55	8
51	60	65	8
63.5	73.5	80	9
76	86.5	93	11
101.6 (Max)	116.5	127	12
101.6 (Min)	112.5	118	12

螺帽

Nut

SMS-13RS



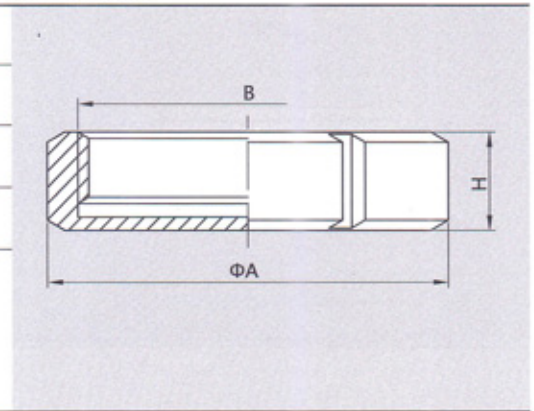
Size	A	B	C	H
25	32.3	50	Rd40×1/6"	18
32	40.3	58	Rd48×1/6"	18
38	48.5	72	Rd60×1/6"	21
51	60.5	82	Rd70×1/6"	23
63.5	74	98	Rd85×1/6"	23
76	87	111	Rd98×1/6"	26
101.6	113	138	Rd125×1/4"	30

盲盖

Blank nut

SMS-13RB

Size	A	B	H
25	51	Rd40×1/6"	20
32	60	Rd48×1/6"	22
38	74	Rd60×1/6"	25
51	84	Rd70×1/6"	26
63.5	100	Rd85×1/6"	30
76	114	Rd98×1/6"	32
101.6 (Max)	154	Rd132×1/6"	45
101.6 (Min)	140	Rd125×1/4"	32

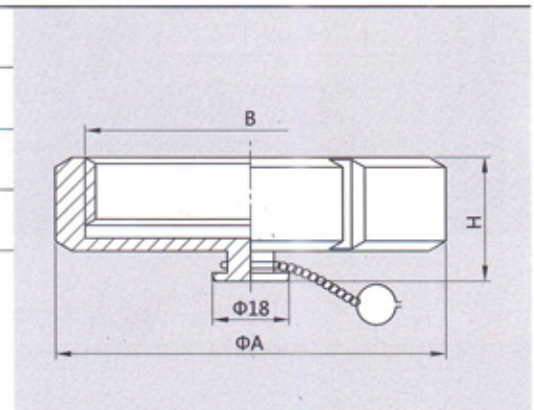


有耳盲盖

Blank nut with boss

SMS-13RBN

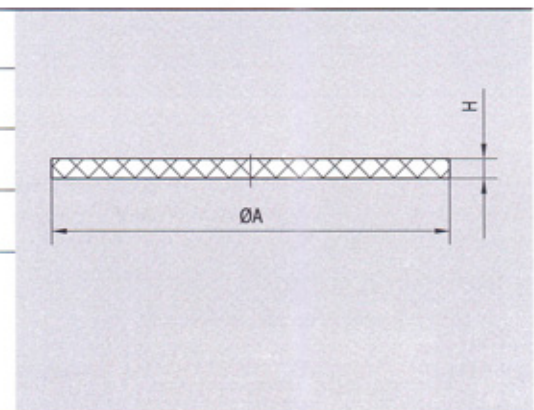
Size	A	B	H
25	51	Rd40×1/6"	27
32	60	Rd48×1/6"	29
38	74	Rd60×1/6"	32
51	84	Rd70×1/6"	33
63.5	100	Rd85×1/6"	37
76	114	Rd98×1/6"	39
101.6 (Max)	154	Rd132×1/6"	52
101.6 (Min)	140	Rd125×1/4"	39



盲盖密封垫

Plate seal

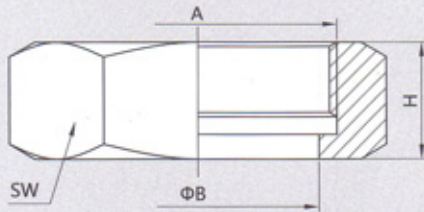
Size	A	H	H(PTFE)
25	40	3	1.5
32	48	3	1.5
38	60	3	1.5
51	70	3	1.5
63.5	85	3	1.5
76	98	3	1.5
101.6	125	3	1.5



3A

 六角螺帽
Hexagonal nut

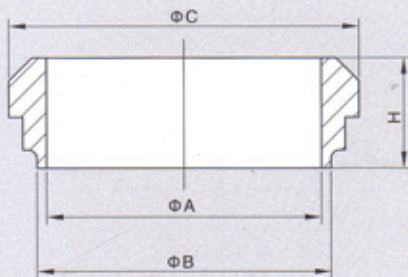
3A-13H



Size	A	B	H	SW
1.0"	38.02×8TPI ACME	30.3	23	46
1.5"	51.54×8TPI ACME	43.4	24.6	61.1
2.0"	65.05×8TPI ACME	56.5	27	76.2
2.5"	78.56×8TPI ACME	69.6	29.6	91.3
3.0"	92.08×8TPI ACME	82.7	32.5	106.4
4.0"	120.14×6TPI ACME	108.9	38.1	137.6

 焊接接头
Welding liner

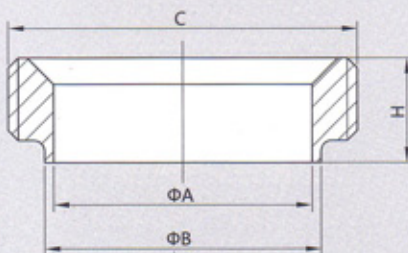
3A-14



Size	A	B	C	H
1.0"	22.1	25.4	33.3	18.2
1.5"	34.8	38.1	46.9	18.2
2.0"	47.5	50.8	60.5	19
2.5"	60.2	63.5	74	22.2
3.0"	72.9	76.2	87.5	23.1
4.0"	97.38	101.6	114.5	26.2

 焊接云头
Welding male

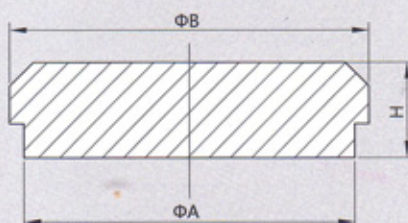
3A-15



Size	A	B	C	H
1.0"	22.1	25.4	37.13×8TPI ACME	18.3
1.5"	34.8	38.1	50.65×8TPI ACME	18.3
2.0"	47.5	50.8	64.16×8TPI ACME	19.1
2.5"	60.2	63.5	77.67×8TPI ACME	22.2
3.0"	72.9	76.2	91.19×8TPI ACME	23.1
4.0"	97.38	101.6	119.25×6TPI ACME	26.2

 盲接头
Blank liner

3A-14B



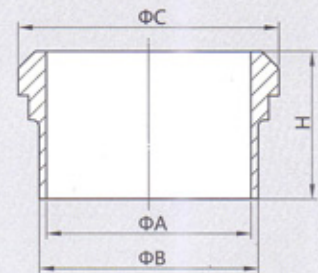
Size	A	B	H
1.0"	22.1	33.3	11.9
1.5"	34.8	46.9	14.3
2.0"	47.5	60.5	15.9
2.5"	60.2	74	16.7
3.0"	72.9	87.5	18.3
4.0"	97.38	114.5	20.6

焊接接头

Welding liner

3A-14L

Size	A	B	C	H
1.0"	22.1	25.4	33.3	34.9
1.5"	34.8	38.1	46.9	38.1
2.0"	47.5	50.8	60.5	38.1
2.5"	60.2	63.5	74	44.5
3.0"	72.9	76.2	87.5	44.5
4.0"	97.38	101.6	114.5	44.5

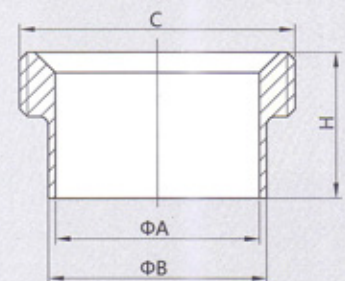


焊接云头

Welding male

3A-15L

Size	A	B	C	H
1.0"	22.1	25.4	37.13×8TPI ACME	34.9
1.5"	34.8	38.1	50.65×8TPI ACME	38.1
2.0"	47.5	50.8	64.16×8TPI ACME	38.1
2.5"	60.2	63.5	77.67×8TPI ACME	44.5
3.0"	72.9	76.2	91.19×8TPI ACME	44.5
4.0"	97.38	101.6	119.25×6TPI ACME	44.5

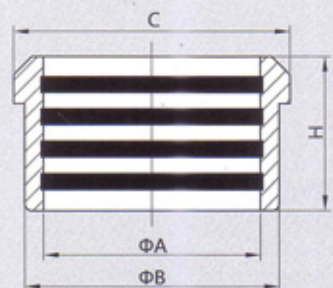


胀管接头

Expanding liner

3A-14R

Size	A	B	C	H
1.0"	25.5	29.5	33.3	19.1
1.5"	38.2	42.6	46.9	28.6
2.0"	50.9	55.7	60.5	33.3
2.5"	63.6	68.8	74	34.9
3.0"	76.3	81.9	87.5	36.5
4.0"	101.7	108.1	114.5	38.1

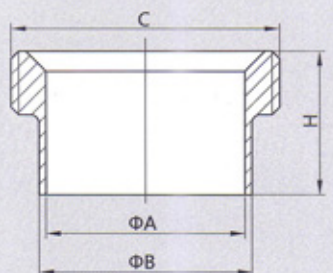


胀管云头

Expanding male

3A-15R

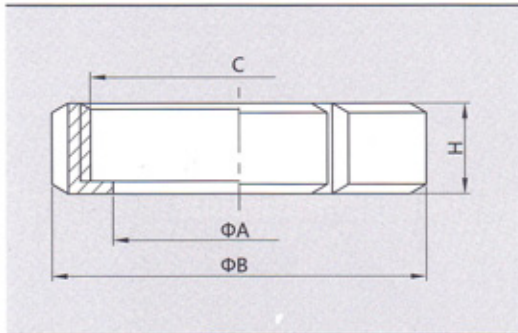
Size	A	B	C	H
1.0"	25.5	29.5	37.13×8TPI ACME	20.6
1.5"	38.2	42.6	50.65×8TPI ACME	28.6
2.0"	50.9	55.7	64.16×8TPI ACME	34.9
2.5"	63.6	68.8	77.67×8TPI ACME	38.1
3.0"	76.3	81.9	91.19×8TPI ACME	41.3
4.0"	101.7	108.1	119.25×6TPI ACME	41.3



RJT/CIP

RJT-13R

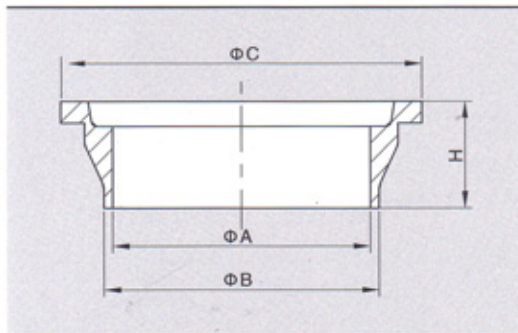
圆螺帽
Round nut



Size	A	B	C	H
1.0"	33.3	58.5	42.266×8TPI WHIT	22.2
1.5"	46	74	54.966×8TPI WHIT	22.2
2.0"	58.7	85.5	67.920×6TPI WHIT	22.2
2.5"	71.4	98.5	80.620×6TPI WHIT	22.2
3.0"	84.1	111.6	93.320×6TPI WHIT	22.2
4.0"	109.5	138	118.720×6TPI WHIT	22.2

RJT-14

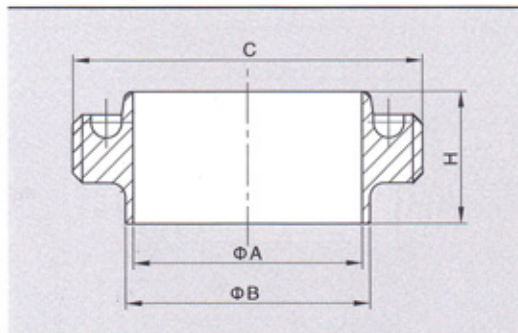
焊接接头
Welding liner



Size	A	B	C	H
1.0"	22.2	25.4	41.3	19.5
1.5"	34.9	38.1	54	19.5
2.0"	47.6	50.8	66.7	19.5
2.5"	60.3	63.5	79.4	19.5
3.0"	73.0	76.2	92.1	19.5
4.0"	97.6	101.6	117.5	19.5

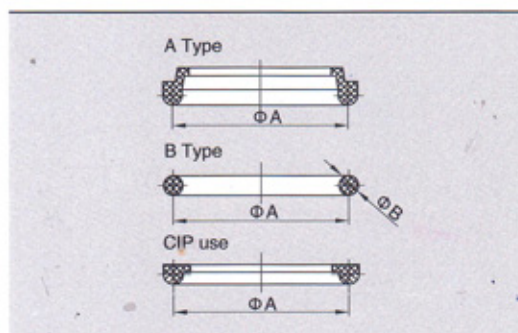
RJT-15

焊接云头
Welding male



Size	A	B	C	H
1.0"	22.2	25.4	45.72×8TPI WHIT	27
1.5"	34.9	38.1	58.42×8TPI WHIT	27
2.0"	47.6	50.8	72.72×6TPI WHIT	27
2.5"	60.3	63.5	85.42×6TPI WHIT	27
3.0"	73	76.2	98.12×6TPI WHIT	27
4.0"	97.6	101.6	123.52×6TPI WHIT	27

密封圈
Seal ring



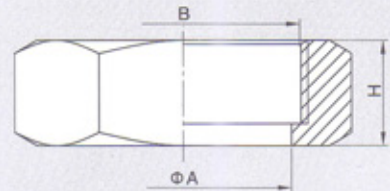
Size	A	B
1.0"	33.3	6.4
1.5"	46	6.4
2.0"	58.7	6.4
2.5"	71.4	6.4
3.0"	84.1	6.4
4.0"	109.5	6.4

六角螺帽

Hexagonal nut

RJT-13H

Size	A	B	H	SW
1.0"	33.3	42.266×8TPI WHIT	22.2	50.8
1.5"	46	54.966×8TPI WHIT	22.2	65
2.0"	58.7	67.920×6TPI WHIT	22.2	79.4
2.5"	71.4	80.620×6TPI WHIT	22.2	92.1
3.0"	84.1	93.320×6TPI WHIT	22.2	104.8
4.0"	109.5	118.720×6TPI WHIT	22.2	130.2

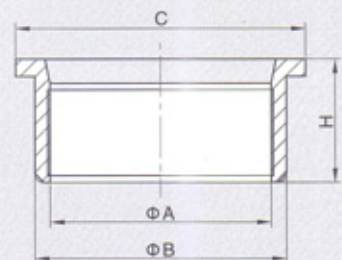


胀管接头

Expanding liner

RJT-14R

Size	A	B	C	H
1.0"	25.7	32.5	41.3	20
1.5"	38.4	45.2	54	24
2.0"	51.2	57.9	66.7	28
2.5"	63.9	70.6	79.4	32
3.0"	76.6	83.3	92.1	32
4.0"	102	108.7	117.5	32

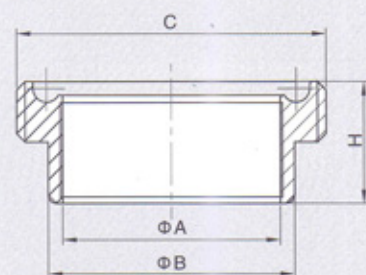


胀管云头

Expanding male

RJT-15R

Size	A	B	C	H
1.0"	25.7	32.5	45.72×8TPI WHIT	27
1.5"	38.4	45.2	58.42×8TPI WHIT	27
2.0"	51.2	57.9	72.72×6TPI WHIT	27
2.5"	63.9	70.6	85.42×6TPI WHIT	27
3.0"	76.6	83.3	98.12×6TPI WHIT	27
4.0"	102	108.7	123.52×6TPI WHIT	27

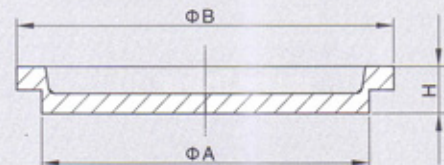


盲接头

Blank liner

RJT-14B

Size	A	B	H
1.0"	32.5	41.3	8
1.5"	45.2	54	8
2.0"	57.9	66.7	8
2.5"	70.6	79.4	8
3.0"	83.3	92.1	8
4.0"	108.7	117.5	8

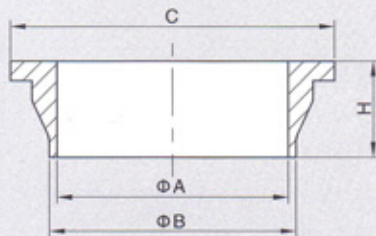


RJT/CIP

平焊接头

CIP-14

Flat welding liner

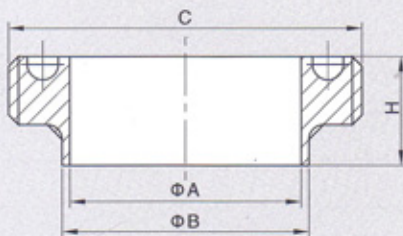


Size	A	B	C	H
1.0"	22.2	25.4	41.3	19
1.5"	34.9	38.1	54	19
2.0"	47.6	50.8	66.7	19
2.5"	60.3	63.5	79.4	19
3.0"	73.0	76.2	92.1	19
4.0"	97.6	101.6	117.5	19

平焊接云头

CIP-15

Flat welding male

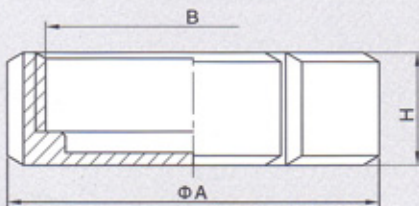


Size	A	B	C	H
1.0"	22.2	25.4	45.72×8TPI WHIT	22
1.5"	34.9	38.1	58.42×8TPI WHIT	22
2.0"	47.6	50.8	72.72×6TPI WHIT	22
2.5"	60.3	63.5	85.42×6TPI WHIT	22
3.0"	73.0	76.2	98.12×6TPI WHIT	22
4.0"	97.6	101.6	123.52×6TPI WHIT	22

盲盖

RJT-13RB

Blanks nut

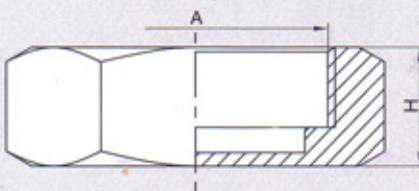


Size	A	B	H
1.0"	58.5	42.266×8TPI WHIT	22.2
1.5"	74	54.966×8TPI WHIT	22.2
2.0"	85.5	67.920×6TPI WHIT	22.2
2.5"	98.5	80.620×6TPI WHIT	22.2
3.0"	111.6	93.320×6TPI WHIT	22.2
4.0"	138	118.720×6TPI WHIT	22.2

六角盲盖

RJT-13HB

Hexagonal blank nut



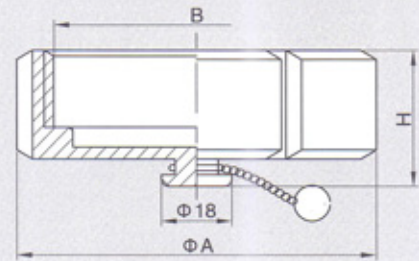
Size	A	H	SW
1.0"	42.266×8TPI WHIT	22.2	50.8
1.5"	54.966×8TPI WHIT	22.2	65
2.0"	67.920×6TPI WHIT	22.2	79.4
2.5"	80.620×6TPI WHIT	22.2	92.1
3.0"	93.320×6TPI WHIT	22.2	104.8
4.0"	118.720×6TPI WHIT	22.2	130.2

带耳盲盖

Blank nut with boss

RJT-13RBN

Size	A	B	H
1.0"	58.5	42.266×8TPI WHIT	29.2
1.5"	74	54.966×8TPI WHIT	29.2
2.0"	85.5	67.920×6TPI WHIT	29.2
2.5"	98.5	80.620×6TPI WHIT	29.2
3.0"	111.6	93.320×6TPI WHIT	29.2
4.0"	138	118.720×6TPI WHIT	29.2

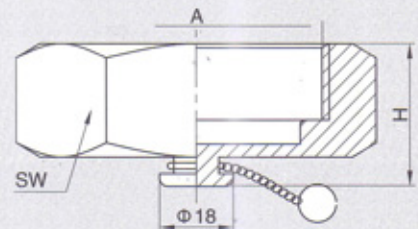


带耳六角盲盖

Hexagonal blank nut with boss

RJT-13HBN

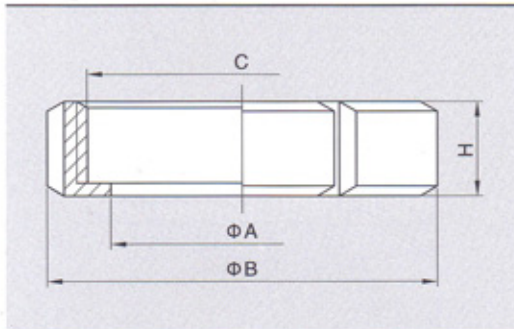
Size	A	B	H	SW
1.0"	42.266×8TPI WHIT	48.3	29.2	50.8
1.5"	54.966×8TPI WHIT	53.3	29.2	65
2.0"	67.920×6TPI WHIT	63.3	29.2	79.4
2.5"	80.620×6TPI WHIT	73.3	29.2	92.1
3.0"	93.320×6TPI WHIT	83.3	29.2	104.8
4.0"	118.720×6TPI WHIT	104.2	29.2	130.2



IDF

 螺帽
Nut

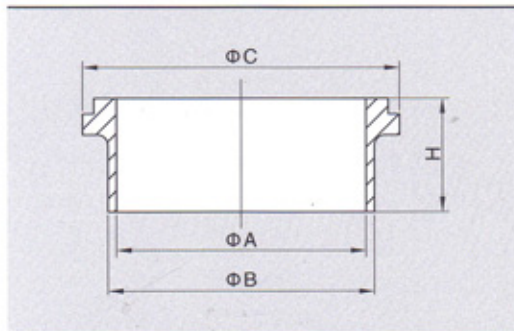
IDF-13R



Size	A	B	C	H
1.0"	30.5	48	34.34×8TPI ACME	30
1.5"	43.5	64	47.86×8TPI ACME	30
2.0"	57.0	77	61.37×8TPI ACME	30
2.5"	70.7	91	74.88×8TPI ACME	30
3.0"	83.3	106	88.40×8TPI ACME	30
4.0"	112	142	122.05×6TPI ACME	35

 焊接接头
Welding liner

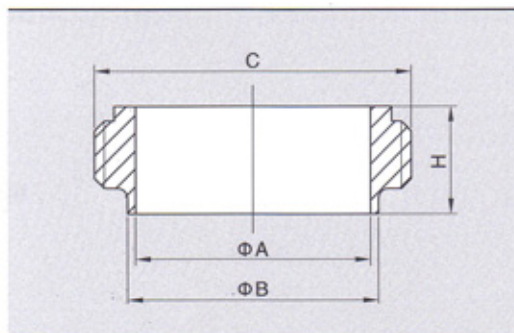
IDF-14



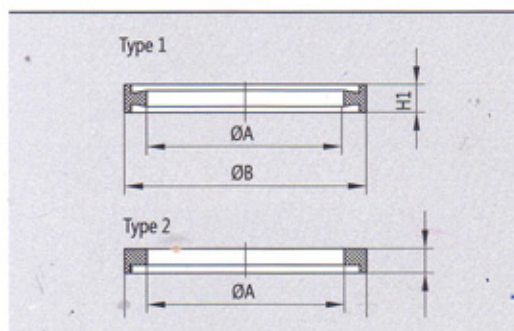
Size	A	B	C	H
1.0"	22.2	25.4	33.8	21.5
1.5"	34.9	38.1	47	21.5
2.0"	47.6	50.8	60.5	21.5
2.5"	60.3	63.5	74	21.5
3.0"	73.0	76.2	87.5	21.5
4.0"	97.6	101.6	120.6	30

 焊接云头
Welding male

IDF-15



Size	A	B	C	H
1.0"	22.2	25.4	37.13×8TPI ACME	21.5
1.5"	34.9	38.1	50.65×8TPI ACME	21.5
2.0"	47.6	50.8	64.16×8TPI ACME	21.5
2.5"	60.3	63.5	77.67×8TPI ACME	21.5
3.0"	73.0	76.2	91.19×8TPI ACME	21.5
4.0"	97.6	101.6	125.9×6TPI ACME	30

 密封圈
Seal ring


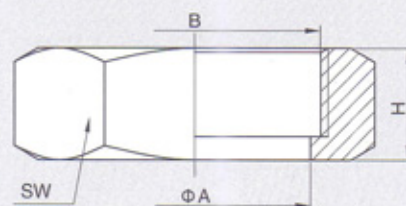
Size	A	B	C	H1	H
1"	23.2	32.5	32.2	7	6
1.5"	35.9	46	45.7	7	6
2"	48.6	59.5	59.2	7	6
2.5"	61.3	73.2	72.9	7	6
3"	74	86.5	85.6	7	6
4"	98.6	119	118	9.6	6

六角螺帽

Hexagonal nut

IDF-13H

Size	A	B	H	SW
1.0"	30.5	34.34×8TPI ACME	30	46
1.5"	43.5	47.86×8TPI ACME	30	60
2.0"	57.0	61.37×8TPI ACME	30	75
2.5"	70.7	74.88×8TPI ACME	30	90
3.0"	83.3	88.40×8TPI ACME	30	105
4.0"	112	122.05×6TPI ACME	35	133

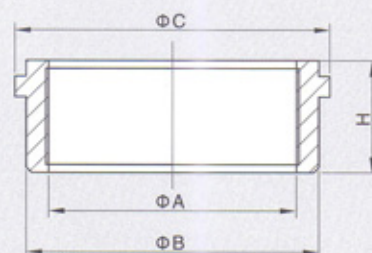


胀管接头

Expanding liner

IDF-14R

Size	A	B	C	H
1.0"	25.7	29	33.8	20
1.5"	38.4	42.5	47	20
2.0"	51.2	56	60.5	20
2.5"	63.9	69.7	74	25
3.0"	76.6	82.3	87.5	30
4.0"	102	111.1	120.6	30

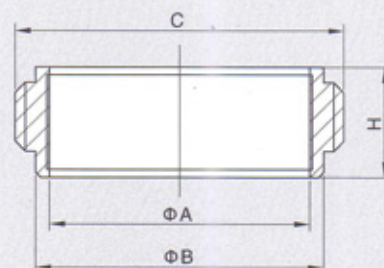


胀管云头

Expanding male

IDF-15R

Size	A	B	C	H
1.0"	25.7	29	37.13×8TPI ACME	21.5
1.5"	38.4	42.5	50.65×8TPI ACME	21.5
2.0"	51.2	56	64.16×8TPI ACME	21.5
2.5"	63.9	69.7	77.67×8TPI ACME	21.5
3.0"	76.6	82.3	91.19×8TPI ACME	21.5
4.0"	102	111.1	125.9×6TPI ACME	30

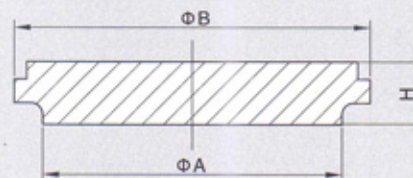


盲接头

Blank liner

IDF-14B

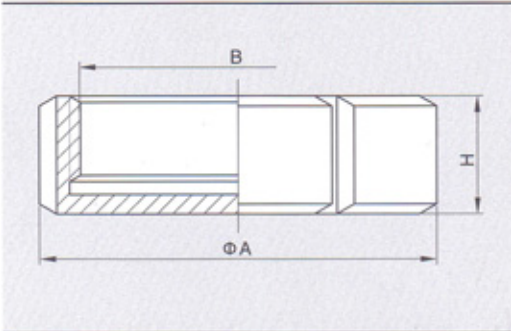
Size	A	B	H
1.0"	29	33.8	10.5
1.5"	42.5	47	10.5
2.0"	56	60.5	10.5
2.5"	69.7	74	10.5
3.0"	82.3	87.5	10.5
4.0"	111.1	120.6	10.5



IDF

盲盖
Blank nut

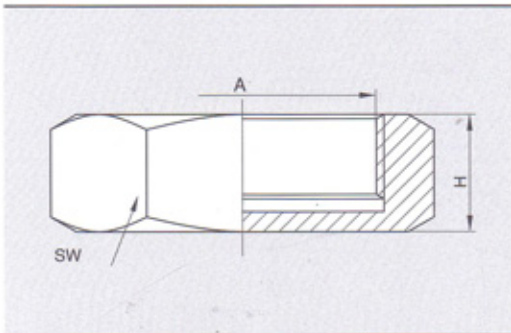
IDF-13RB



Size	A	B	H
1.0"	48	34.34×8TPI ACME	30
1.5"	64	47.86×8TPI ACME	30
2.0"	77	61.37×8TPI ACME	30
2.5"	91	74.88×8TPI ACME	30
3.0"	106	88.40×8TPI ACME	30
4.0"	142	122.05×6TPI ACME	35

六角盲盖
Hexagonal blank nut

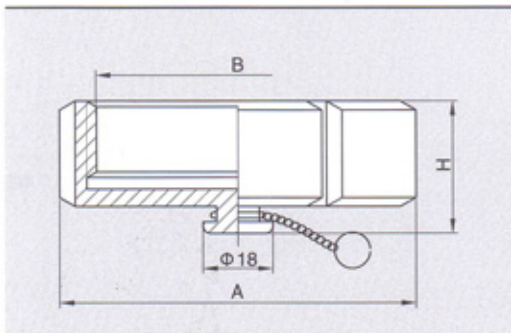
IDF-13HB



Size	A	H	SW
1.0"	34.34×8TPI ACME	30	46
1.5"	47.86×8TPI ACME	30	60
2.0"	61.37×8TPI ACME	30	75
2.5"	74.88×8TPI ACME	30	90
3.0"	88.40×8TPI ACME	30	105
4.0"	122.05×6TPI ACME	35	133

带耳盲盖
Blank nut with boss

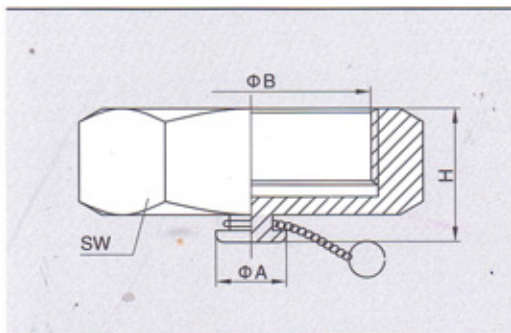
IDF-13RBN



Size	A	B	H
1.0"	48	34.34×8TPI ACME	37
1.5"	64	47.86×8TPI ACME	37
2.0"	77	61.37×8TPI ACME	37
2.5"	91	74.88×8TPI ACME	37
3.0"	106	88.40×8TPI ACME	37
4.0"	142	122.05×6TPI ACME	42

带耳六角盲盖
Hexagonal blank nut with boss

IDF-13HBN

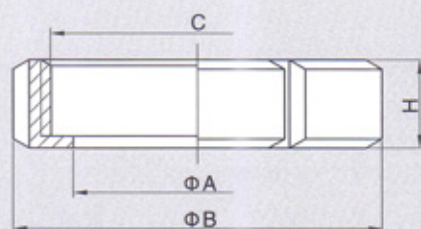


Size	A	B	SW
1.0"	34.34×8TPI ACME	37	46
1.5"	47.86×8TPI ACME	37	60
2.0"	61.37×8TPI ACME	37	75
2.5"	74.88×8TPI ACME	37	90
3.0"	88.40×8TPI ACME	37	105
4.0"	122.05×6TPI ACME	42	133

螺帽 Nut

ISO-13R

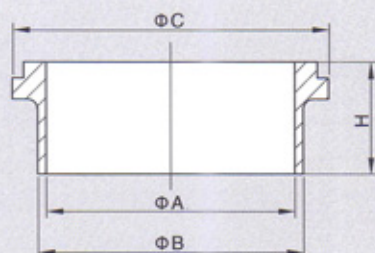
Size	A	B	C	H
1.0"	30.5	48	34.34×8TPI ACME	30
1.5"	43.5	64	47.86×8TPI ACME	30
2.0"	57.0	77	61.37×8TPI ACME	30
2.5"	70.7	91	74.88×8TPI ACME	30
3.0"	83.3	106	88.40×8TPI ACME	30
4.0"	112	135	115.42×8TPI ACME	35



焊接接头 Welding liner

ISO-14

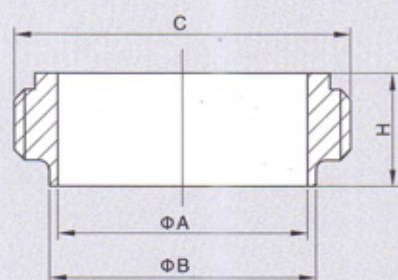
Size	A	B	C	H
1.0"	22.6	25	33.8	21.5
1.5"	35.6	38	47	21.5
2.0"	48.6	51	60.5	21.5
2.5"	60.3	63.5	74	21.5
3.0"	72.9	76.1	87.5	21.5
4.0"	97.6	101.6	120.6	30



焊接云头 Welding male

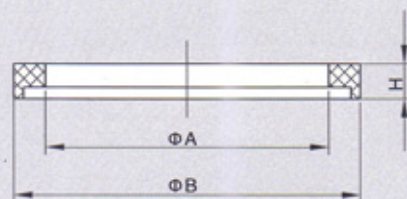
ISO-15

Size	A	B	C	H
1.0"	22.6	25	37.13×8TPI ACME	21.5
1.5"	35.6	38	50.65×8TPI ACME	21.5
2.0"	48.6	51	64.16×8TPI ACME	21.5
2.5"	60.3	63.5	77.67×8TPI ACME	21.5
3.0"	72.9	76.1	91.19×8TPI ACME	21.5
4.0"	97.6	101.6	118.21×8TPI ACME	30



密封圈 Seal ring

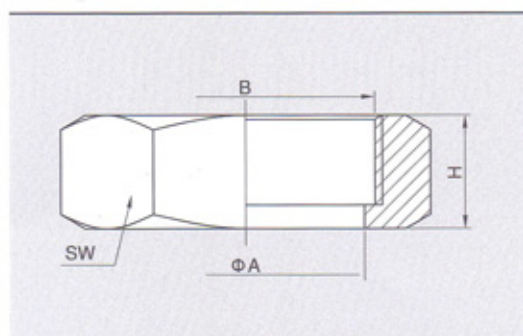
Size	A	B	H
1.0"	23.2	32.5	6
1.5"	35.9	46	6
2.0"	48.6	59.5	6
2.5"	61.3	73.2	6
3.0"	74	86.5	6
4.0"	98.6	112.5	6



ISO

ISO-13H

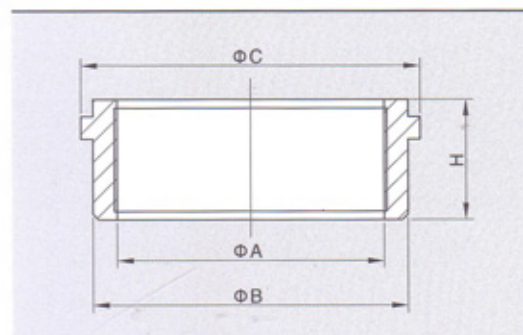
六角螺帽
Hexagonal nut



Size	A	B	H	SW
1.0"	33.3	34.34×8TPI ACME	30	46
1.5"	46	47.86×8TPI ACME	30	60
2.0"	58.7	61.37×8TPI ACME	30	75
2.5"	71.4	74.88×8TPI ACME	30	90
3.0"	84.1	88.40×8TPI ACME	30	105
4.0"	109.5	115.42×8TPI ACME	30	135

ISO-14R

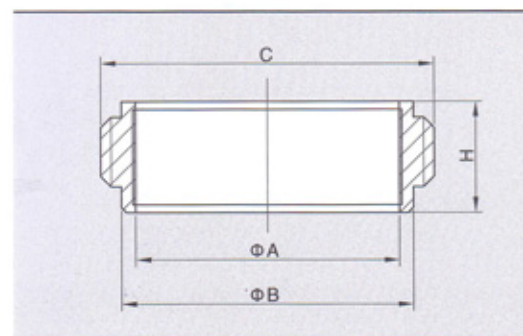
胀管接头
Expanding liner



Size	A	B	C	H
1.0"	25.7	29	33.8	20
1.5"	38.4	42.5	47	20
2.0"	51.2	56	60.5	20
2.5"	63.9	69.7	74	25
3.0"	76.6	82.3	87.5	30
4.0"	102	111.1	114.1	30

ISO-15R

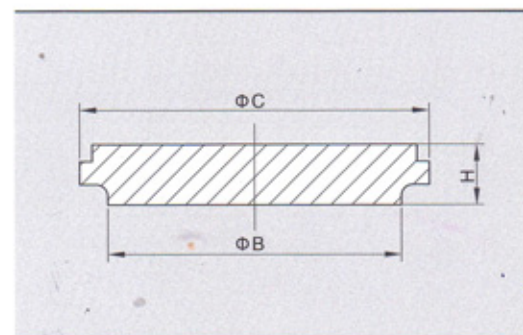
胀管云头
Expanding male



Size	A	B	C	H
1.0"	25.7	29	37.13×8TPI ACME	21.5
1.5"	38.4	42.5	50.65×8TPI ACME	21.5
2.0"	51.2	56	64.16×8TPI ACME	21.5
2.5"	63.9	69.7	77.67×8TPI ACME	21.5
3.0"	76.6	82.3	91.19×8TPI ACME	21.5
4.0"	102	111.1	118.21×8TPI ACME	21.5

ISO-14B

盲接头
Blank liner



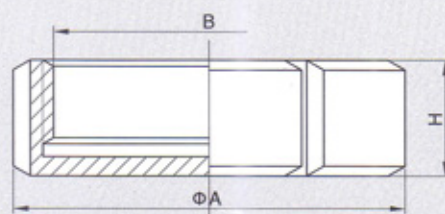
Size	B	C	H
1.0"	29	33.8	10.5
1.5"	42.5	47	10.5
2.0"	56	60.5	10.5
2.5"	69.7	74	10.5
3.0"	82.3	87.5	10.5
4.0"	111.1	114.1	10.5

盲盖

Blank nut

ISO-13RB

Size	A	B	H
1.0°	48	34.34×8TPI ACME	30
1.5°	64	47.86×8TPI ACME	30
2.0°	77	61.37×8TPI ACME	30
2.5°	91	74.88×8TPI ACME	30
3.0°	106	88.40×8TPI ACME	30
4.0°	135	115.42×8TPI ACME	30

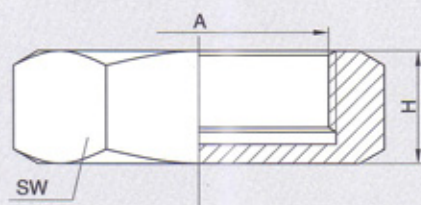


六角盲盖

Hexagonal blank nut

ISO-13HB

Size	A	H	SW
1.0°	34.34×8TPI ACME	30	46
1.5°	47.86×8TPI ACME	30	60
2.0°	61.37×8TPI ACME	30	75
2.5°	74.88×8TPI ACME	30	90
3.0°	88.40×8TPI ACME	30	105
4.0°	115.42×8TPI ACME	30	135

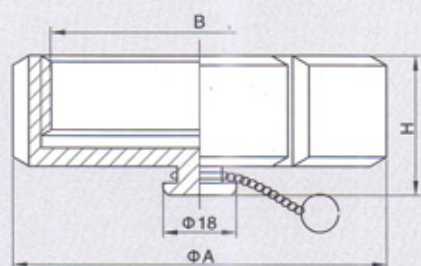


带耳盲盖

Blank nut with boss

ISO-13RBN

Size	A	B	H
1.0°	48	34.34×8TPI ACME	37
1.5°	64	47.86×8TPI ACME	37
2.0°	77	61.37×8TPI ACME	37
2.5°	91	74.88×8TPI ACME	37
3.0°	106	88.40×8TPI ACME	37
4.0°	135	115.42×8TPI ACME	37

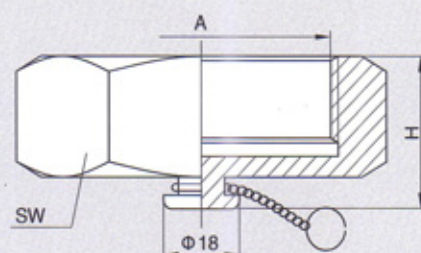


带耳六角盲盖

Hexagonal blank nut with boss

ISO-13HBN

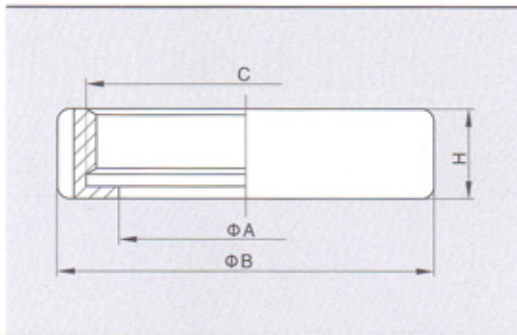
Size	A	H	SW
1.0°	34.34×8TPI ACME	37	46
1.5°	47.86×8TPI ACME	37	60
2.0°	61.37×8TPI ACME	37	75
2.5°	74.88×8TPI ACME	37	90
3.0°	88.40×8TPI ACME	37	105
4.0°	115.42×8TPI ACME	37	135



DS

螺帽
Nut

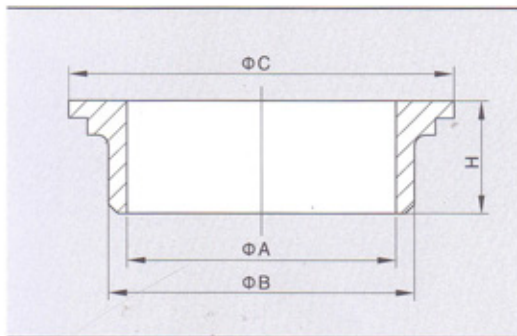
DS-13



Size	A	B	C	H
1"	35	57	Rd44×1/6"	20
1-1/4"	42	65	Rd52×1/6"	20
1-1/2"	48	71	Rd58×1/6"	20
2"	62	88	Rd72×1/6"	22
2-1/2"	76	103	Rd88×1/6"	24
3"	88	115	Rd100×1/6"	25
4"	116	148	Rd130×1/4"	31

焊接接头
Welding liner

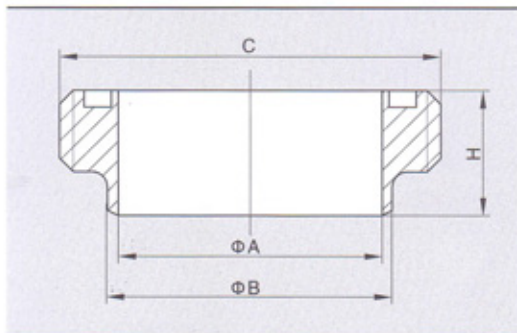
DS-14



Size	A	B	C	H
1"	22.4	28.5	40	16
1-1/4"	28.75	35	48	16
1-1/2"	35.1	41.4	54	18
2"	47.8	54	68	20
2-1/2"	60.5	66.5	84	22
3"	72.2	79.5	96	24
4"	97.6	105	124.6	29

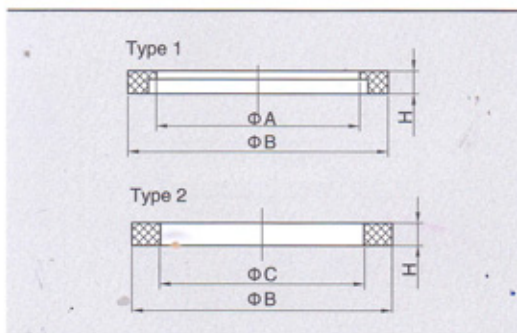
焊接云头
Welding male

DS-15



Size	A	B	C	H
1"	22.4	28.5	Rd44×1/6"	20
1-1/4"	28.75	35	Rd52×1/6"	20
1-1/2"	35.1	41.4	Rd58×1/6"	22
2"	47.8	54	Rd72×1/6"	24
2-1/2"	60.5	66.5	Rd88×1/6"	26
3"	72.2	79.5	Rd100×1/6"	28
4"	97.6	105	Rd130×1/4"	34

密封圈
Seal ring



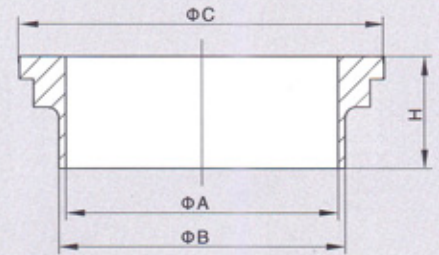
Size	A	B	C	H
1"	22.6	31.8	25.5	5
1-1/4"	29	40.8	31.8	5
1-1/2"	35.3	46.8	38.2	5
2"	48.0	58.8	50.9	5
2-1/2"	60.7	74.3	60.6	5
3"	72.4	87.8	76.3	5
4"	97.8	115.8	101.7	5

焊接接头

Welding liner

DS-14H

Size	A	B	C	H
1"	22.4	25.4	40	16
1-1/4"	28.75	31.75	48	16
1-1/2"	35.1	38.1	54	18
2"	47.8	50.8	68	20
2-1/2"	60.5	63.5	84	22
3"	72.2	76.2	96	24
4"	97.6	101.6	124.6	29

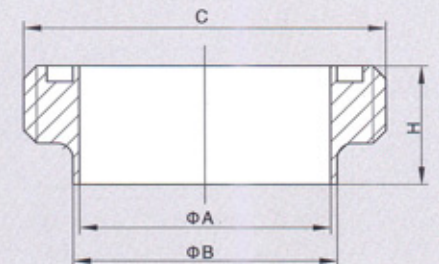


焊接云头

Welding male

DS-15H

Size	A	B	C	H
1"	22.4	25.4	Rd44x1/6"	20
1-1/4"	28.75	31.75	Rd52x1/6"	20
1-1/2"	35.1	38.1	Rd58x1/6"	22
2"	47.8	50.8	Rd72x1/6"	24
2-1/2"	60.2	63.5	Rd88x1/6"	26
3"	72.2	76.2	Rd100x1/6"	28
4"	97.6	101.6	Rd130x1/4"	34

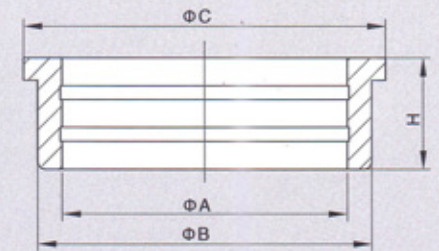


胀管接头

Expanding liner

DS-14R

Size	A	B	C	H
1"	25.5	34.5	40	16
1-1/4"	31.9	41.5	48	16
1-1/2"	38.2	47.5	54	18
2"	50.9	61.5	68	20
2-1/2"	63.6	75.5	84	22
3"	76.3	87.5	96	24
4"	101.7	115.5	124.6	29

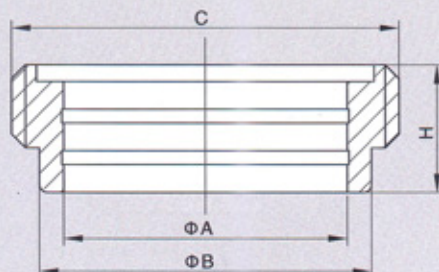


胀管云头

Expanding male

DS-15R

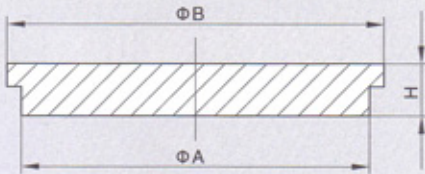
Size	A	B	C	H
1"	25.5	34.5	Rd44x1/6"	20
1-1/4"	31.9	41.5	Rd52x1/6"	20
1-1/2"	38.2	47.5	Rd58x1/6"	22
2"	50.9	61.5	Rd72x1/6"	24
2-1/2"	63.6	75.5	Rd88x1/6"	26
3"	76.3	87.5	Rd100x1/6"	28
4"	101.7	115.5	Rd130x1/4"	34



DS

DS-14B

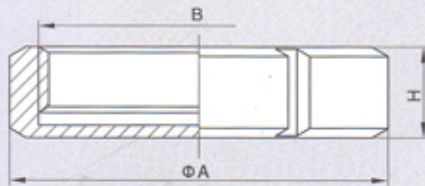
盲接头
Blank liner



Size	A	B	H
1"	34.5	40.5	6
1-1/4"	41.5	48	6
1-1/2"	47.5	54	6
2"	61.5	68	6
2-1/2"	75.5	84	8
3"	87.5	96	8
4"	115	124.6	9

DS-13RB

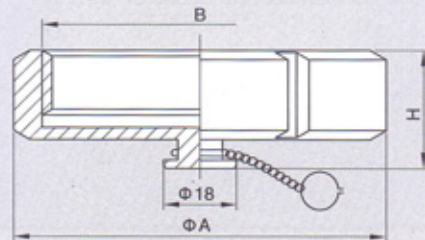
盲盖
Blank nut



Size	A	B	H
1"	57	Rd44×1/6"	20
1-1/4"	65	Rd52×1/6"	20
1-1/2"	71	Rd58×1/6"	20
2"	88	Rd72×1/6"	22
2-1/2"	103	Rd88×1/6"	24
3"	115	Rd100×1/6"	25
4"	148	Rd130×1/4"	31

DS-13RBN

有耳盲盖
Blank nut with boss

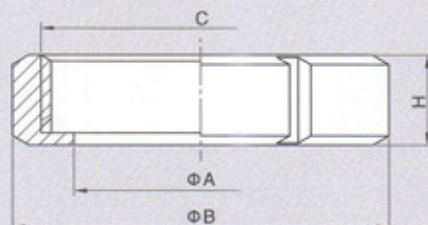


Size	A	B	H
1"	57	Rd44×1/6"	27
1-1/4"	65	Rd52×1/6"	27
1-1/2"	71	Rd58×1/6"	27
2"	88	Rd72×1/6"	27
2-1/2"	103	Rd88×1/6"	31
3"	115	Rd100×1/6"	32
4"	148	Rd130×1/4"	38

螺帽
Nut

MACON-13

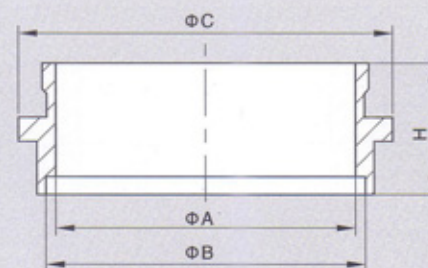
Size	A	B	C	H
40	37	70	M55×P3.0	24
50	57	80	M67×P3.0	24
60	67	95	M79×P3.5	24
70	77	106	M90×P3.5	24
80	90	118	M102×P4.0	25
100	112	139	M125×P4.0	25



焊接接头
Welding liner

MACON-14

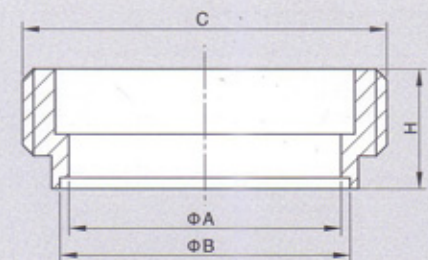
Size	A	B	C	H
40	40	43.3	50	22
50	50	53.3	62.5	22
60	60	63.3	73.5	22
70	70	73.3	85	22
80	80	83.3	96	22
100	100	104.2	119	22



焊接云头
Welding male

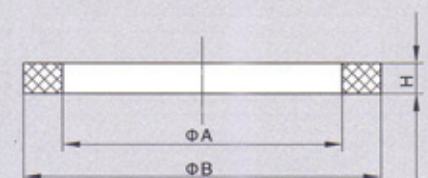
MACON-15

Size	A	B	C	H
40	40	43.3	M55×P3.0	22
50	50	53.3	M67×P3.0	22
60	60	63.3	M79×P3.5	22
70	70	73.3	M90×P3.5	22
80	80	83.3	M102×P4.0	22
100	100	104.2	M125×P4.0	22



密封圈
Seal ring

Size	A	B	H
40	43	49	4
50	53	61.5	4
60	63	72.5	4
70	73	84	4
80	83	95	4
100	103	118	4

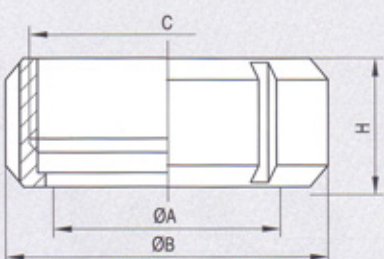


GB

 圆螺帽
Nut

GB-13R

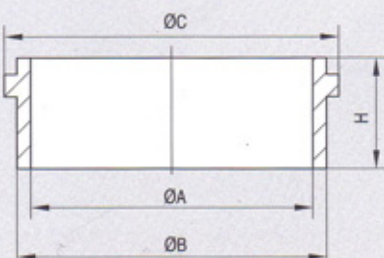
SIZE	A	B	C	H
25	30.5	48	Tr36X3	30
33.7	39	58	Tr46X3	30
38	43.5	64	Tr50X3	30
51	57	77	Tr65X4	34
63.5	70.7	91	Tr80X4	34
76.1	83.3	106	Tr90X4	34
88.9	97	122	Tr110X4	34
101.6	110	135	Tr120X4	42



 焊接接头
Welding liner

GB-14

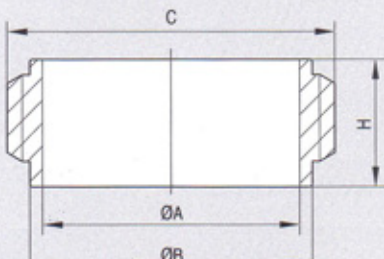
SIZE	A	B	C	H
25	22.6	29.2	33.8	21.5
33.7	31.6	38.2	42.5	21.5
38	35.6	42.7	47	21.5
51	48.6	56.2	60.5	21.5
63.5	60.3	69.9	74	21.5
76.1	72.9	82.6	87.5	21.5
88.9	84.9	95.7	101	21.5
101.6	97.6	108.7	114.1	21.5



 焊接云头
Welding male

GB-15

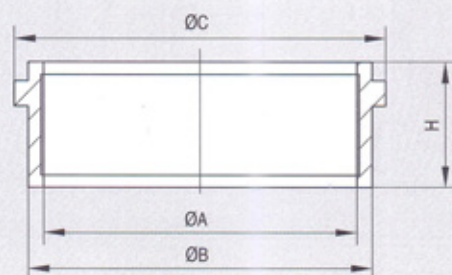
SIZE	A	B	C	H
25	22.6	29.2	Tr36X3	21.5
33.7	31.6	38.2	Tr46X3	21.5
38	35.6	42.7	Tr50X3	21.5
51	48.6	56.2	Tr65X4	21.5
63.5	60.3	69.9	Tr80X4	21.5
76.1	72.9	82.6	Tr90X4	21.5
88.9	84.9	95.7	Tr110X4	21.5
101.6	97.6	108.7	Tr120X4	21.5



胀式接头 Expanding liner

GB-14R

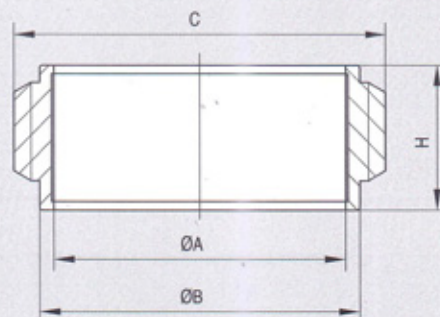
SIZE	A	B	C	H
25	25	29	33.8	20
33.7	33.7	38	42.5	20
38	38	42.5	47	20
51	51	56	60.5	20
63.5	63.5	69.7	74	30
76.1	76.1	82.3	87.5	30
88.9	88.9	96	101	30
101.6	101.6	109	114.1	30



胀式云头 Expanding male

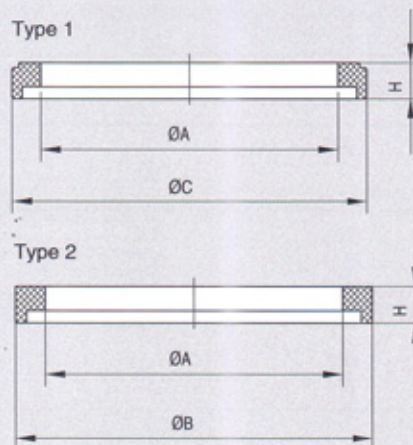
GB-15R

SIZE	A	B	C	H
25	25	29	Tr36X3	17
33.7	33.7	38	Tr46X3	20
38	38	42.5	Tr50X3	20
51	51	56	Tr65X4	25
63.5	63.5	69.7	Tr80X4	25
76.1	76.1	82.3	Tr90X4	30
88.9	88.9	96	Tr110X4	30
101.6	101.6	109	Tr120X4	30



密封圈 Seal ring

SIZE	A	B	C	H
25	23.6	32.5	32.2	6
33.7	32.3	41.5	41.2	6
38	36.6	46	45.7	6
51	49.6	59.5	59.2	6
63.5	6.3	73.2	72.9	6
76.1	73.9	86.5	85.6	6
88.9	85.9	99.5	98.7	6
101.6	98.6	112.5	111.7	6



卫生级快装接头 Sanitary Ferrule

概述 Summarize

傑濠公司生产: DIN、SMS、3A、BS4825-3、ISO2852、ISO1127/GB卫生级快装接头, 接毛坯全部由棒材锻制, CNC数控精加工; 卡箍为精铸件。所有产品均可按客户要求加工不同的表面粗糙度。

所有金属材质均可提供EN10204、3.1B证书。

所有密封材质符合: FDA 177.2600。

Jimsoar produce sanitary ferrules with DIN, SMS, 3A, BS4825-3, ISO2852, ISO1127/GB standards .the forged parts are made forged steel . machined by CNC . the clamps are made from precise casting .which can be done at different surface as clients' requirement

Wanguo provide 3.1B certification of EN10204 for all the steel material.

ll seal material must be fit to FDA177.2600.



技术参数 Technical date

标准 Standard	DIN, 3A, SMS, BS, ISO, GB
尺寸 Size	1" - 12" DN10-DN250 17.2-168.3
金属材料 Steel material	304, 304L, 316, 316L (锻造 Forging)
密封材质 Seal material	NBR, Silicone, EPDM, FPM, PTFE
表面处理 Surface qualities	1.Ra ≤ 1.6μm
	2.Ra ≤ 0.8μm
	3.Ra ≤ 0.4 (抛光 Polished)

产品订购

Ordering specifications

指定:

- 标准
- 规格
- 金属材质
- 密封材质
- 表面处理
- 数量

Specify:

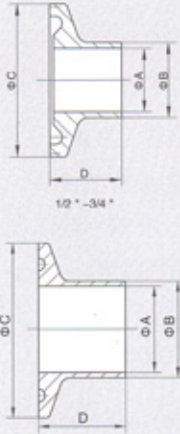
- Standard
- Size
- Steel material
- Seal material
- Surface quality
- Quantity

例 Example

标准 Standard	规格 Size	金属材料 Steel material	密封材质 Seal material	表面处理 Surface quality	数量 Quantity
3A-14AMP	1.5"	304	/	1(Ra ≤ 1.6)	200

3A快装接头 3A Ferrule

3A-14WMP/14MMP/14AMP

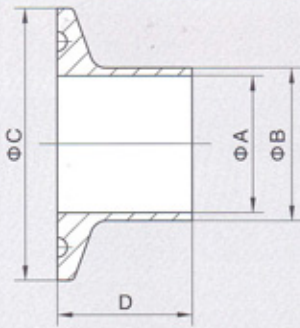


Size	A	B	C	D		
				14WMP	14MMP	14AMP
1/2"	9.4	12.7	25.2	12.7	21.5	28.6
3/4"	15.75	19.05	25.2	12.7	21.5	28.6
1"	22.2	25.4	50.5	12.7	21.5	28.6
1-1/2"	34.8	38.1	50.5	12.7	21.5	28.6
2"	47.5	50.8	64.0	12.7	21.5	28.6
2-1/2"	60.2	63.5	77.5	12.7	21.5	28.6
3"	72.9	76.2	91.0	12.7	21.5	28.6
4"	97.38	101.6	119.0	15.8	21.5	28.6
6"	146.86	152.4	166.8		21.5	28.6or38.1
8"	197.66	203.2	217.7		21.5	28.6or38.1
10"	247.2	254.0	268.5		21.5	28.6or38.1
12"	298	304.8	319.3		21.5	28.6or38.1

*可制造 GB/T 17395 标准快装接头
*Produce ferrule according to GB/T 17395 Standard

3A快装接头 3A Ferrule

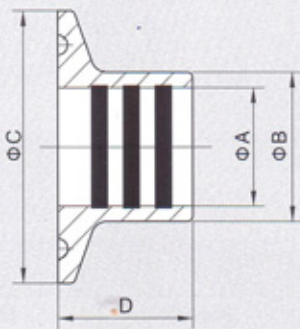
3A-14MPW



Size	A	B	C	D
1"	22.1	29.4	50.5	41.3
1-1/2"	34.8	42.5	50.5	41.3
2"	47.5	55.6	64.0	44.5
2-1/2"	60.2	68.7	77.5	44.5
3"	72.9	81.8	91.0	46
4"	97.38	108	119.0	54

膨胀管接头 Expanding ferrule

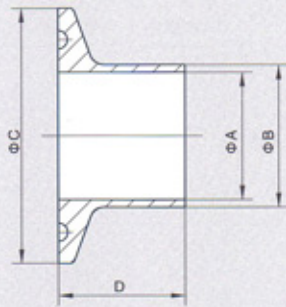
3A-14RMP



Size	A	B	C	D
1"	25.5	29.5	50.5	19.1
1 1/2"	38.2	42.6	50.5	28.6
2"	50.9	55.7	64.0	33.3
2 1/2"	63.6	68.8	77.5	34.9
3"	76.3	81.9	91.0	36.5
4"	101.7	108.1	119.0	38.1

SMS 快装接头
SMS Ferrule

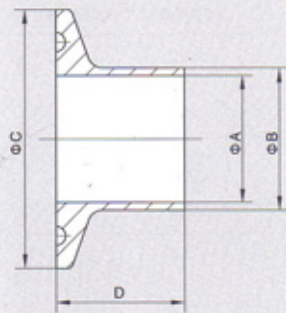
SMS-14WMP/14MMP/14AMP



Size	A	B	C	D		
				14WMP	14MMP	14AMP
25	22.5	25	50.5	12.7	21.5	28.6
32	29.5	32	50.5	12.7	21.5	28.6
38	35.5	38	50.5	12.7	21.5	28.6
51	48.5	51	64.0	12.7	21.5	28.6
63.5	60.3	63.5	77.5	12.7	21.5	28.6
76	72.9	76.1	91.0	12.7	21.5	28.6
101.6	97.6	101.6	119.0	15.8	21.5	28.6

DIN 快装接头
DIN Ferrule

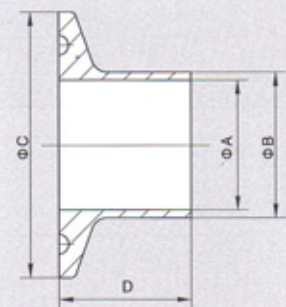
DIN-14WMP/14MMP/14AMP



Size	A	B	C	D		
				14WMP	14MMP	14AMP
10	9/10	12/13	34	12.7	21.5	28.6
15	15/16	18/19	34	12.7	21.5	28.6
20	19/20	22/23	34	12.7	21.5	28.6
25	25/26	28/29	50.5	12.7	21.5	28.6
32	31/32	34/35	50.5	12.7	21.5	28.6
40	37/38	40/41	50.5	12.7	21.5	28.6
50	49/50	52/53	64	12.7	21.5	28.6
65	66	70	91	12.7	21.5	28.6
80	81	85	106	12.7	21.5	28.6
100	100	104	119	15.8	21.5	28.6
125	125	129	155	15.8	21.5	28.6
150	150	154	183	15.8	21.5	28.6
200	200	204	233.5	15.8	21.5	28.6

快装接头
Ferrule

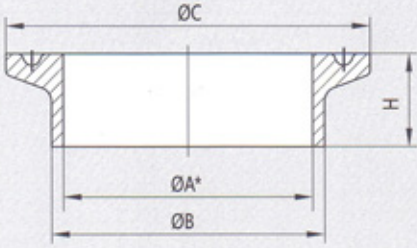
ISO-14WMP/14MMP/14AMP



Size	A	B	C	D		
				14WMP	14MMP	14AMP
10.2	7.0	10.2	34.0	12.7	21.5	28.6
13.5	10.3	13.5	34.0	12.7	21.5	28.6
17.2	14	17.2	34.0	12.7	21.5	28.6
21.3	18.1	21.3	34.0	12.7	21.5	28.6
26.9	23.7	26.9	50.5	12.7	21.5	28.6
33.7	29.7	33.7	50.5	12.7	21.5	28.6
42.4	38.4	42.4	50.5	12.7	21.5	28.6
48.3	44.3	48.3	64.0	12.7	21.5	28.6
60.3	56.3	60.3	77.5	12.7	21.5	28.6
76.1	71.5	76.1	91.0	12.7	21.5	28.6
88.9	84.3	88.9	106.0	12.7	21.5	28.6
114.3	109.1	114.3	130.0	15.8	21.5	28.6
139.7	134.5	139.7	155.0	15.8	21.5	28.6
168.3	163.1	168.3	183.0		21.5	28.6
219.1	213.9	219.1	233.5		21.5	28.6

快装接头*
Ferrule*

GB-14WMP/14MMP/14AMP

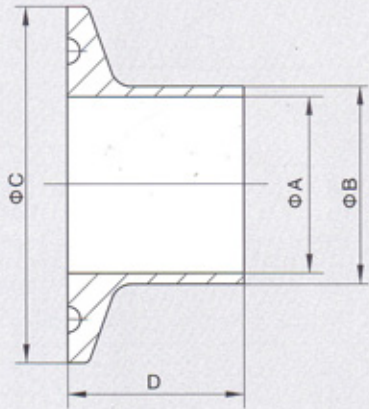


Size	A	B	C	D		
				14WMP	14MMP	14AMP
25	22	25	50.5	12.7	21.5	28.6
32	29	32	50.5	12.7	21.5	28.6
38	35	38	50.5	12.7	21.5	28.6
45	41	45	64	12.7	21.5	28.6
57	53	57	77.5	12.7	21.5	28.6
76	72	76	91	12.7	21.5	28.6
89	85	89	106	12.7	21.5	
108	104	108	119	15.8	21.5	

*可制造 GB/T 17395 标准快装接头
*Produce ferrule according to GB/T 17395 Standard

ISO2852 快装接头
ISO2852 Ferrule

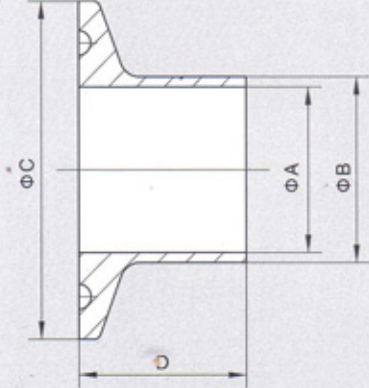
ISO2852-14WMP/14MMP/14AMP



Size	A	B	C	D		
				14WMP	14MMP	14AMP
25	22.6	25.6	50.5	12.7	21.5	28.6
33.7	30.7	33.7	50.5	12.7	21.5	28.6
38	35.6	38.6	50.5	12.7	21.5	28.6
40	37.6	40.6	64	12.7	21.5	28.6
51	48.6	51.6	64	12.7	21.5	28.6
63.5	60.3	63.5	77.5	12.7	21.5	28.6
70	66.8	70.6	91	12.7	21.5	28.6
76.1	72.9	76.7	91	12.7	21.5	28.6
88.9	84.9	89.8	106	12.7	21.5	28.6

BS 快装接头
BS Ferrule

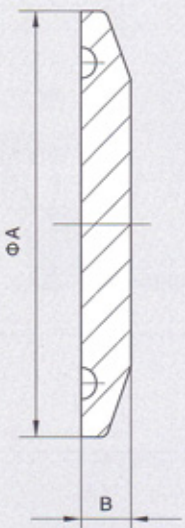
BS-14WMP/14MMP/14AMP



Size	A	B	C	D		
				14WMP	14MMP	14AMP
25.4	22.2	25.4	50.5	12.7	21.5	28.6
38.1	34.9	38.1	50.5	12.7	21.5	28.6
50.8	47.6	50.8	64.0	12.7	21.5	28.6
63.5	60.3	63.5	77.5	12.7	21.5	28.6
76.2	73	76.2	91.0	12.7	21.5	28.6
101.6	97.6	101.6	119.0	15.8	21.5	28.6

快装接头
Blank ferrule

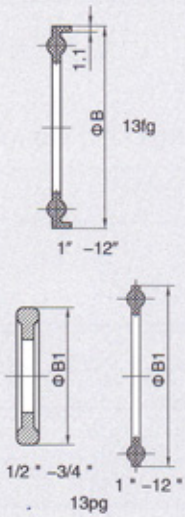
DIN/3A/SMS-16AMP



3A	Size		A	B
	DIN	ISO1127		
1/2"-3/4"			25.2	6.4
1"-1 1/2"	DN10-20	DN17.2-21.3	34	6.4
2"	DN25-40	DN26.9-42.4	50.5	6.4
2 1/2"	DN50	48.3	64.0	6.4
3"		60.3	77.5	6.4
	DN65	76.1	91.0	6.4
	DN80	88.9	106.0	7.9
4"	DN100	114.3	119.0	7.9
		139.7	130.0	7.9
6"	DN125	139.7	155.0	11.1
			166.8	11.1
8"	DN150	168.3	183.0	11.1
			217.7	11.1
10"		219.1	233.5	11.1
12"	DN200		268.5	11.1
			319.3	11.1

密封圈*
Seal ring *

DIN-14WMP/14MMP/14AMP

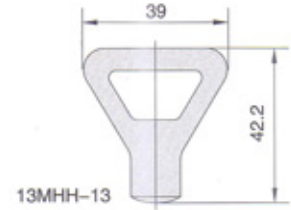
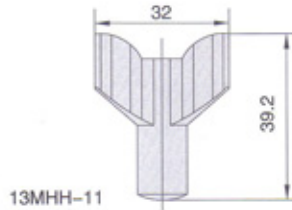
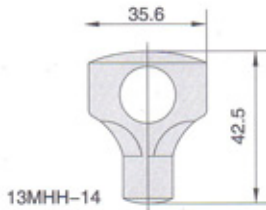


3A	Size		A	B
	DIN	ISO1127		
1/2"-3/4"				21.8
1.5"	DN10-20	10.2-21.3	36.2	34
	DN25-40	26.9-42.4	52.7	50.5
2"	DN50	48.3	66.2	64
2.5"		60.3	79.7	77.5
3"	DN65	76.1	93.2	91
	DN80	88.9	108.2	106
4"	DN100		121.2	119
4.5"		114.3	132.2	130
	DN125	139.7	157.2	155
6"			169	166.8
	DN150	168.3	185.2	183
8"			219.9	217.7
	DN200	219.1	235.7	233.5
10"	DN250		270.7	268.5
12"	DN300		321.5	319.3

* 下单时请根据相关标准选择
*Orders, please choose allordance with relevant standards

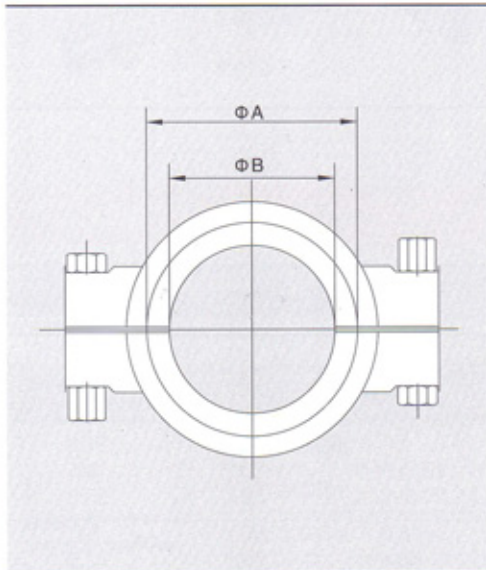
卡箍
Clamp

螺母
Nut



高压式
High pressure clamp

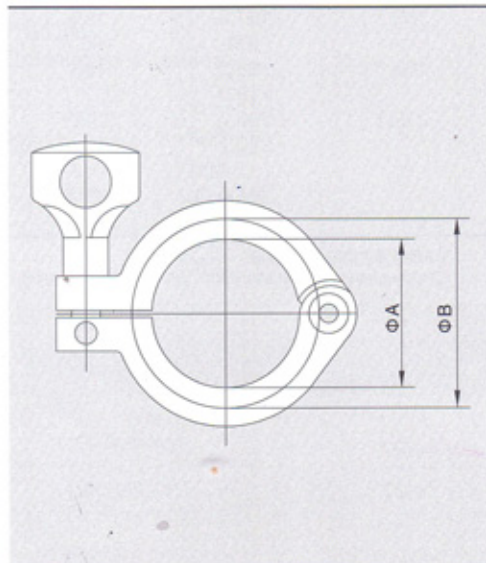
13MHP



3A	Size		A	B
	DIN	ISO1127		
1-1.5"	DN25-40	26.9-42.4	44.4	53.6
2"	DN50	48.3	57.8	67
2.5"		60.3	71.4	80.6
3"	DN65	76.1	84	94.2
3.5"	DN80	88.9	99	109.2
4"	DN100		110	122.2
4.5"		114.3	123	133.2
6"	DN125	139.7	144	159
			155.4	170.4

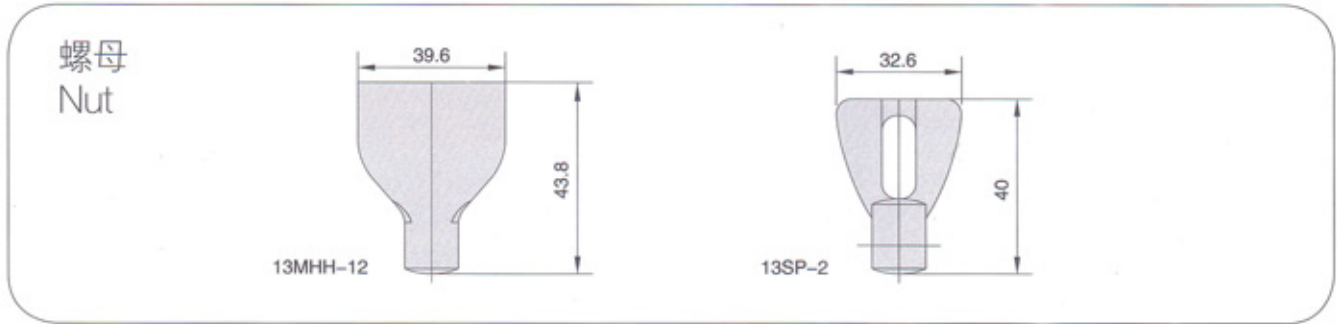
单销式
Heavy duty single pin clamp

13MHH



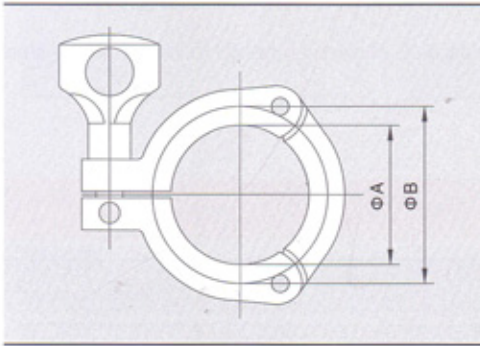
3A	Size		A	B
	DIN	ISO1127		
1/2"-3/4"			20	28
	DN10-20	10.2-21.3	27.8	37
1.5"	DN25-40	26.9-42.4	44.4	53.6
2"	DN50	48.3	57.8	67
2.5"		60.3	71.4	80.6
3"	DN65	76.1	84	94.2
3.5"	DN80	88.9	99	109.2
4"	DN100		110	122.2
4.5"		114.3	123	133.2
6"	DN125	139.7	144	159
			155.4	170.4
	DN150	168.3	172	187
8"			205	220
	DN200	219.1	222.5	237.5
10"	DN250		257	272
12"	DN300		308	323

卡箍
Clamp



三片式
3 Pieces clamp

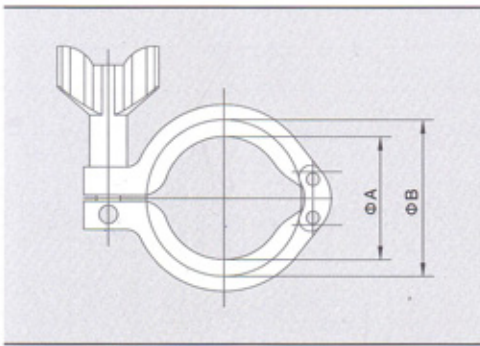
13TP



3A	Size		A	B
	DIN	ISO1127		
1-1.5"	DN25-40	26.9-42.4	44.4	53.6
2"		48.3	57.8	67
2.5"	DN50	60.3	71.4	80.6
3"	DN65	76.1	84	94.2
3.5"	DN80	88.9	99	109.2
4"	DN100		110	122.2
4.5"		114.3	123	133.2
6"	DN125	139.7	144	159
			155.4	170.4

双销式
Heavy duty double pin clamp


13MHHM



3A	Size		A	B
	DIN	ISO1127		
1-1.5"	DN25-40	26.9-42.4	44.4	53.6
2"		48.3	57.8	67
2.5"	DN50	60.3	71.4	80.6
3"	DN65	76.1	84	94.2
3.5"	DN80	88.9	99	109.2
4"	DN100		110	122.2
4.5"		114.3	123	133.2
6"	DN125	139.7	144	159
			155.4	170.4

* 下单时请根据相关标准选择
*Orders, please choose allordance with relevant standards

卫生级管件 Sanitary pipe-fitting



概述 Summarize

傑澤公司生产:DIN、SMS、3A、BS、BPE、ISO2851、ISO1127等标准卫生级管件,产品毛坯全部由无缝管冷压成形。所有产品均可按客户要求加工不同的表面粗糙度。所有金属材质均可提供EN10204、3.1B证书。

Jimsoar can produce sanitary unions with DIN. SMS. 3A. IDF. RJT. ISO. DS standards .the forged parts are made from steel tube .which can be done at different surface as clients' requirement .

Wanguo provide 3.1B certification of EN10204 for all the steel material.

技术参数 Technical date

标准 Standard	DIN, 3A, SMS, BS, ISO, GB
尺寸 Size	1"-6" DN10-DN200 17.2-168.3
金属材料 Steel material	304, 304L, 316, 316L
表面处理 Surface qualities	1) 180 Grit
	2) 240 Grit
	3) 320 Grit
	4) 420 Grit
	5) Unpolished

产品订购 Ordering specifications

指定:

- 标准
- 规格
- 金属材料
- 表面处理
- 数量

Specify:

- Standard
- Size
- Steel material
- Surface quality
- Quantity

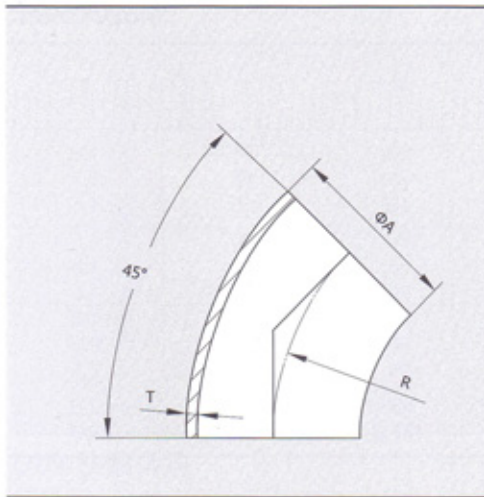
例 Example

标准 Standard	规格 Size	金属材料 Steel material	表面处理 Surface quality	数量 Quantity
D.2WK-45°	DN40	304	2) 240 Grit	5000

DIN
45°短弯头

45° Elbow without straight-end

D.2WK-45°

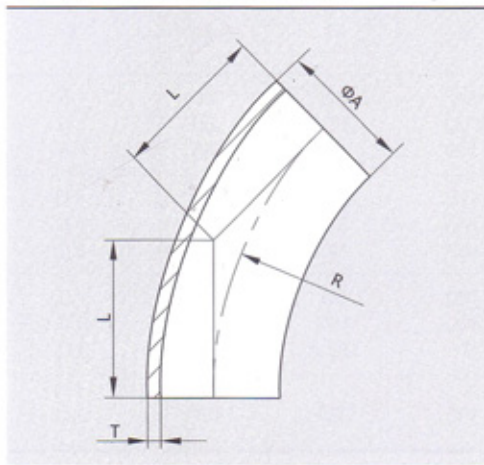


Size	A	R	T
10	12/13	26	1.5
15	18/19	35	1.5
20	22/23	40	1.5
25	28/29	50	1.5
32	34/35	55	1.5
40	40/41	60	1.5
50	52/53	70	1.5
65	70	80	2.0
80	85	90	2.0
100	104	100	2.0
125	129	187.5	2.0
150	154	225	2.0
200	204	300	2.0

45°长弯头

45° Elbow with straight-end

D.L2WS-45°

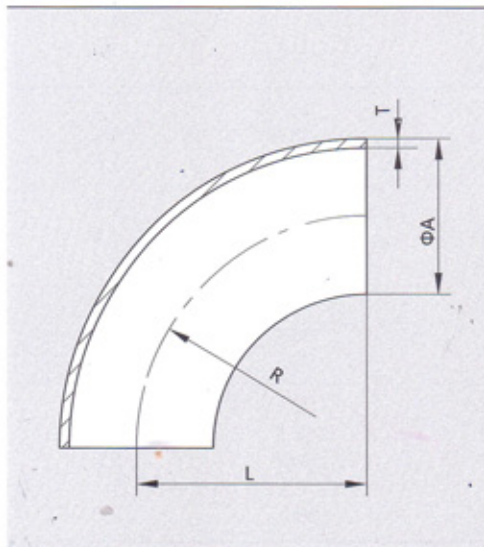


Size	A	R	L	T
10	12/13	26	35.8	1.5
15	18/19	35	39.5	1.5
20	22/23	40	41.6	1.5
25	28/29	50	60.7	1.5
32	34/35	55	62.8	1.5
40	40/41	60	64.9	1.5
50	52/53	70	69	1.5
65	70	80	73.0	2.0
80	85	90	92.3	2.0
100	104	100	96.4	2.0
125	129	187.5	135.2	2.0

90°短弯头

90° Bend without straight-end

D.2WK-90°

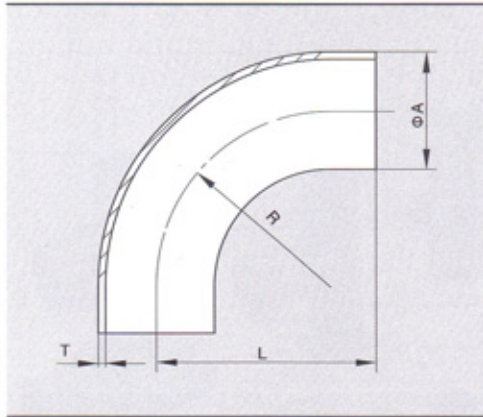


Size	A	R	L	T
10	12/13	26	26	1.5
15	18/19	35	35	1.5
20	22/23	40	40	1.5
25	28/29	50	50	1.5
32	34/35	55	55	1.5
40	40/41	60	60	1.5
50	52/53	70	70	1.5
65	70	80	80	2.0
80	85	90	90	2.0
100	104	100	100	2.0
125	129	187.5	187.5	2.0
150	154	225	225	2.0
200	204	300	300	2.0

90°长弯头

90° Bend with straight-end

D.L2WS-90°

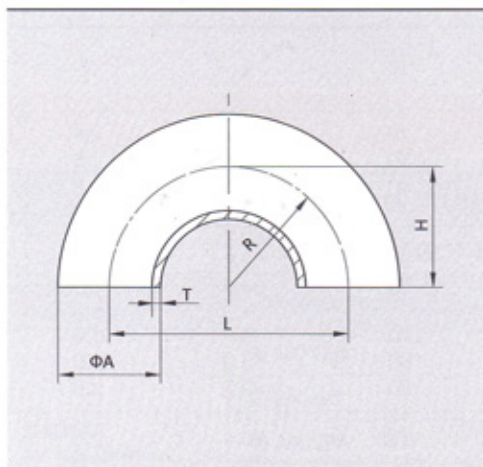


Size	A	R	L	T
10	12/13	26	51	1.5
15	18/19	35	60	1.5
20	22/23	40	65	1.5
25	28/29	50	90	1.5
32	34/35	55	95	1.5
40	40/41	60	100	1.5
50	52/53	70	110	1.5
65	70	80	120	2.0
80	85	90	145	2.0
100	104	100	155	2.0
125	129	187.5	245	2.0

180°U型弯头

180° Bend without-straight-end

D.3WS-180°

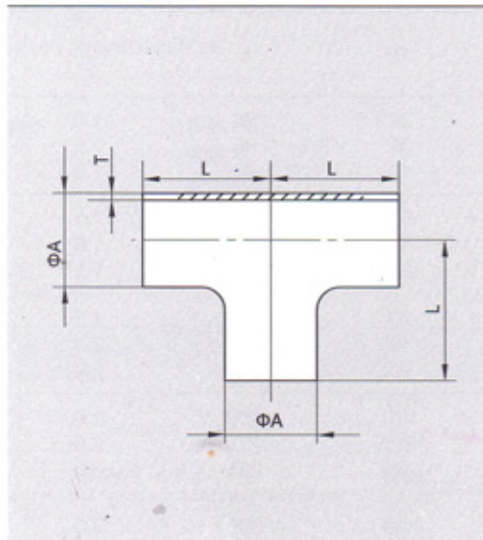


Size	A	L	R	H	T
20	22/23	80	40	40	1.5
25	28/29	100	50	50	1.5
32	34/35	110	55	55	1.5
40	40/41	120	60	60	1.5
50	52/53	140	70	70	1.5
65	70	160	80	80	2.0
80	85	180	90	90	2.0
100	104	200	100	100	2.0
125	129	375	187.5	187.5	2.0
150	154	450	225	225	2.0

直端等径三通

Tee with straight-end

D.7W

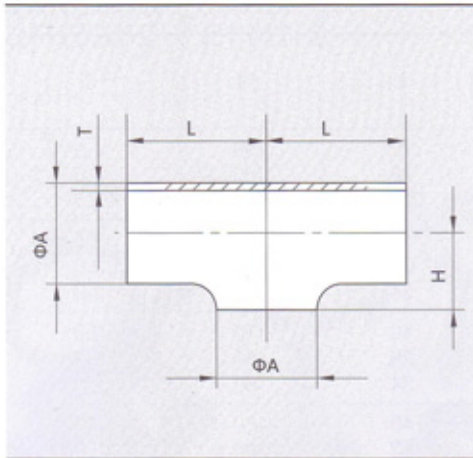


Size	A	L	T
10	12/13	35	1.5
15	18/19	35	1.5
20	22/23	40	1.5
25	28/29	50	1.5
32	34/35	55	1.5
40	40/41	60	1.5
50	52/53	70	1.5
65	70	80	2.0
80	85	90	2.0
100	104	100	2.0
125	129	187.5	2.0
150	154	225	2.0
200	204	300	2.0

DIN

 非直端等径三通
 Tee without straight-end

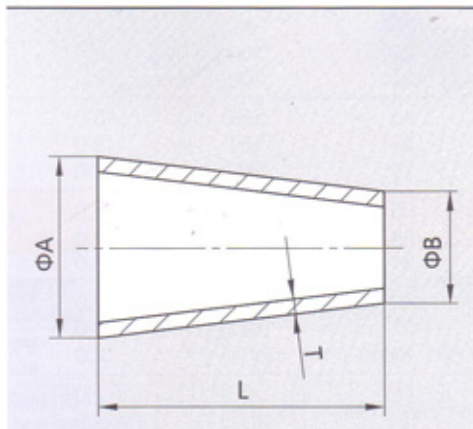
D.ES7WWW



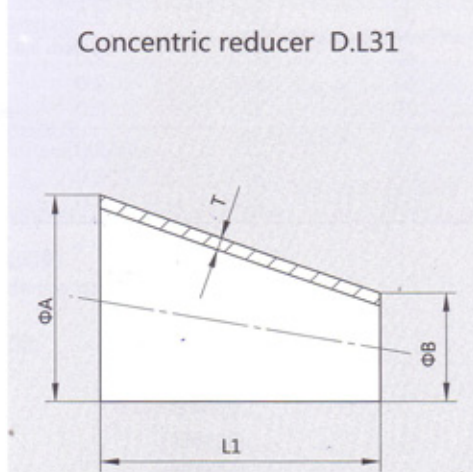
Size	A	L	H	T
10	12/13	35	9	1.5
15	18/19	35	11	1.5
20	22/23	40	13	1.5
25	28/29	50	16	1.5
32	34/35	55	19.5	1.5
40	40/41	60	23	1.5
50	52/53	70	30	1.5
65	70	80	40	2.0
80	85	90	47.5	2.0
100	104	100	58	2.0
125	129	187.5	74	2.0
150	154	225	90	2.0
200	204	300	115	2.0

 同心/偏心变径
 Concentric/Eccentric reducer

D.L31/32



Concentric reducer D.L31

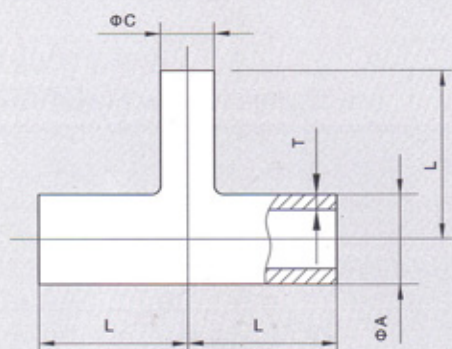


Eccentric reducer D.L32

Size	A	B	L	L1	T
15×10	18	12	11	16.5	1.5
20×10	22	12	18	27.5	1.5
20×15	22	18	7	11	1.5
25×10	28	12	28	44	1.5
25×15	28	18	18	27.5	1.5
25×20	28	22	23	16.5	1.5
32×15	34	18	30	44	1.5
32×20	34	22	22	33	1.5
32×25	34	28	11	14.5	1.5
40×20	40	22	33	49.5	1.5
40×25	40	28	22	33	1.5
40×32	40	34	11	16.5	1.5
50×25	52	28	44	66	1.5
50×32	52	34	33	49.5	1.5
50×40	52	40	22	33	1.5
65×32	70	34	62	92	2.0
65×40	70	40	51	77	2.0
65×50	70	52	29	44	2.0
80×40	85	40	78	97	2.0
80×50	85	52	56	85	2.0
80×65	85	70	27	41.2	2.0
100×50	104	52	90	137.5	2.0
100×65	104	70	64	93.5	2.0
100×80	104	85	34	52.5	2.0
125×65	129	70	96	138	2.0
125×80	129	85	79	121	2.0
125×100	129	104	45	68.5	2.0
150×80	154	85	90	110	2.0
150×100	154	104	66.5	90	2.0
150×125	154	129	45	68.5	2.0
200×150	204	154	68		2.0

变径长三通
Reducing tee with straight-end

D.L7RW



Size	A	L	H	T
25-20	28	22	50	1.5
32-25	34	28	55	1.5
40-25	40	28	60	1.5
40-32	40	34	60	1.5
50-25	52	28	70	2.0
50-32	52	34	70	2.0
50-40	52	40	70	2.0
65-25	70	28	80	2.0
65-32	70	34	80	2.0
65-40	70	40	80	2.0
65-50	70	52	80	2.0
80-25	85	28	90	2.0
80-32	85	34	90	2.0
80-40	85	40	90	2.0
80-50	85	52	90	2.0
80-65	85	70	90	2.0
100-25	104	28	100	2.0
100-32	104	34	100	2.0
100-40	104	40	100	2.0
100-50	104	52	100	2.0
100-65	104	70	100	2.0
100-80	104	85	100	2.0
125-25	129	28	187.5	2.0
125-32	129	34	187.5	2.0
125-40	129	40	187.5	2.0
125-50	129	52	187.5	2.0
125-65	129	70	187.5	2.0
125-80	129	85	187.5	2.0
125-100	129	104	187.5	2.0
150-32	154	34	225	2.0
150-40	154	40	225	2.0
150-50	154	52	225	2.0
150-65	154	70	225	2.0
150-80	154	85	225	2.0
150-100	154	104	225	2.0
150-125	154	129	225	2.0

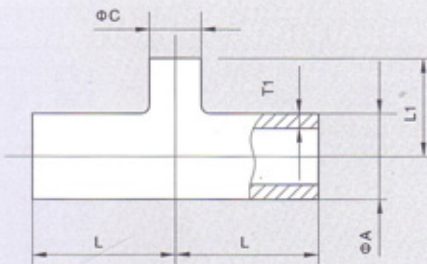
DIN

变径短三通

Reducing tee without straight-end

D.RS7W

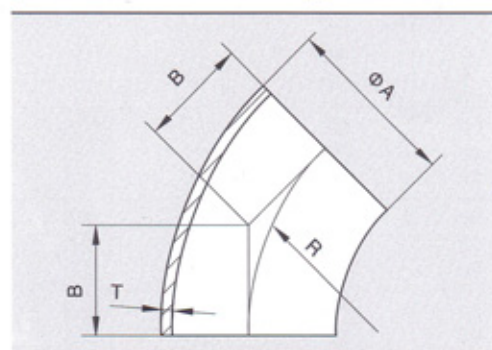
Size	A	C	L	L1	T
25-20	28	22	50	17	1.5
32-25	34	28	55	19.5	1.5
40-25	40	28	60	22.5	1.5
40-32	40	34	60	22.5	1.5
50-25	52	28	70	29.5	2.0
50-32	52	34	70	29.5	2.0
50-40	52	40	70	29.5	2.0
65-25	70	28	80	39	2.0
65-32	70	34	80	39	2.0
65-40	70	40	80	39	2.0
65-50	70	52	80	39	2.0
80-25	85	28	90	46.5	2.0
80-32	85	34	90	46.5	2.0
80-40	85	40	90	46.5	2.0
80-50	85	52	90	46.5	2.0
80-65	85	70	90	46.5	2.0
100-25	104	28	100	56	2.0
100-32	104	34	100	56	2.0
100-40	104	40	100	56	2.0
100-50	104	52	100	56	2.0
100-65	104	70	100	56	2.0
100-80	104	85	100	56	2.0
125-25	129	28	187.5	68.5	2.0
125-32	129	34	187.5	68.5	2.0
125-40	129	40	187.5	68.5	2.0
125-50	129	52	187.5	68.5	2.0
125-65	129	70	187.5	68.5	2.0
125-80	129	85	187.5	68.5	2.0
125-100	129	104	187.5	68.5	2.0
150-32	154	34	225	81	2.0
150-40	154	40	225	81	2.0
150-50	154	52	225	81	2.0
150-65	154	70	225	81	2.0
150-80	154	85	225	81	2.0
150-100	154	104	225	81	2.0
150-125	154	129	225	81	2.0



45°短弯头

45° Elbow without straight-end

S.2WK-45°

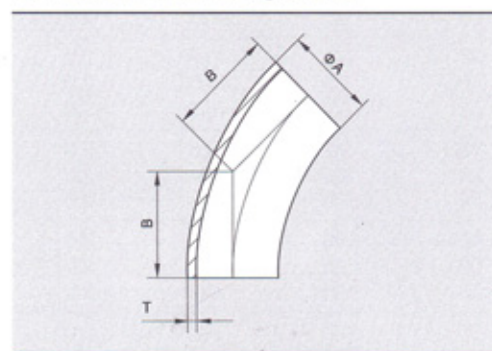


Size	A	R	H
25	25	15.53	1.25
38	38	23.61	1.25
51	51	31.69	1.25
63.5	63.5	39.45	1.5
76	76.1	47.28	1.6
101.6	101.6	63.0	2.0

45°长弯头

45° Elbow with straight-end

S.L2WS-45°

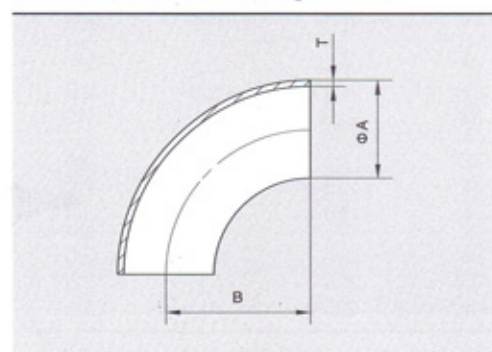


Size	A	R	H
25	25	42.53	1.25
38	38	56.61	1.25
51	51	68.69	1.25
63.5	63.5	78.45	1.5
76	76.1	85.28	1.6
101.6	101.6	103.0	2.0

90°短弯头

90° Bend without straight-end

S.2WK-90°

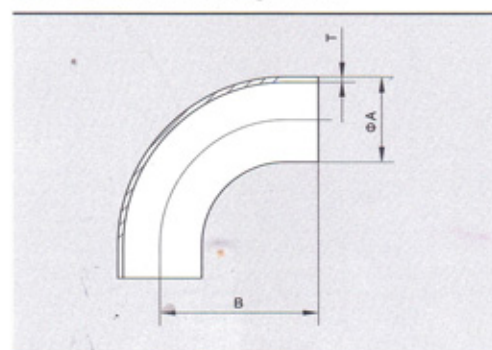


Size	A	R	T
25	25	37.5	1.25
38	38	57.0	1.25
51	51	76.5	1.25
63.5	63.5	95.25	1.5
76	76.1	114.15	1.6
101.6	101.6	152.1	2.0

90°长弯头

90° Bend with straight-end

S.L2WS-90°

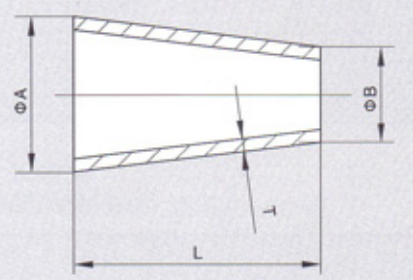


Size	A	R	T
25	25	52.5	1.25
38	38	72.0	1.25
51	51	91.5	1.25
63.5	63.5	113.25	1.5
76	76.1	132.15	1.6
101.6	101.6	172.1	2.0

SMS

 同心变径
 Concentric reducer

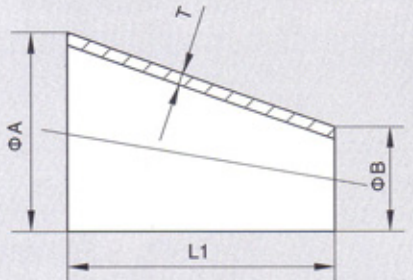
S.L31



Size	A	B	L	T
38x25	38	25	39	1.25
51x25	51	25	57	1.25
51x38	51	38	39	1.25
63.5x25	63.5	25	74	1.5
63.5x38	63.5	38	57	1.5
63.5x51	63.5	51	39	1.5
76x25	76.1	25	92	1.6
76x38	76.1	38	74	1.6
76x51	76.1	51	57	1.6
76x63.5	76.1	63.5	39	1.6
101.6x51	101.6	51	95	2.0
101.6x63.5	101.6	63.5	78	2.0
101.6x76	101.6	76	60	2.0

 偏心变径
 Eccentric reducer

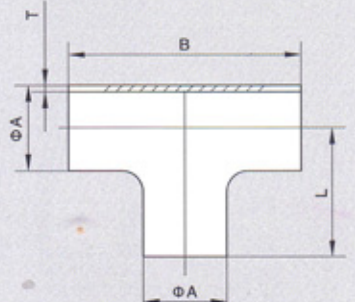
S.L32



Size	A	B	L1	T
38x25	38	25	46	1.25
51x25	51	25	68	1.25
51x38	51	38	47	1.25
63.5x25	63.5	25	92	1.5
63.5x38	63.5	38	70	1.5
63.5x51	63.5	51	44	1.5
76x25	76.1	25	117	1.6
76x38	76.1	38	92	1.6
76x51	76.1	51	68	1.6
76x63.5	76.1	63.5	47	1.6
101.6x51	101.6	51	117	2.0
101.6x63.5	101.6	63.5	94	2.0
101.6x76	101.6	76	74	2.0

 等径三通
 Tee with straight-end

S.7W

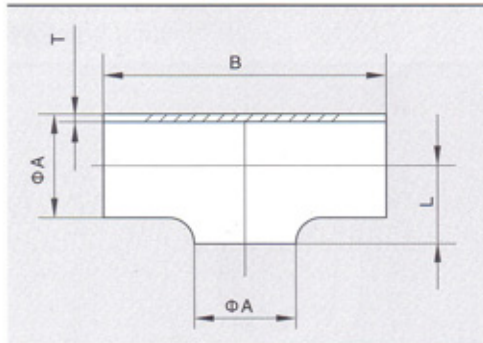


Size	A	B	L	T
25	25	110	55	1.25
38	38	140	70	1.25
51	51	164	81	1.25
63.5	63.5	210	105	1.5
76	76.1	220	110	1.6
101.6	101.6	300	150	2.0

拉式等径三通

Tee without straight-end

S.L7WWW

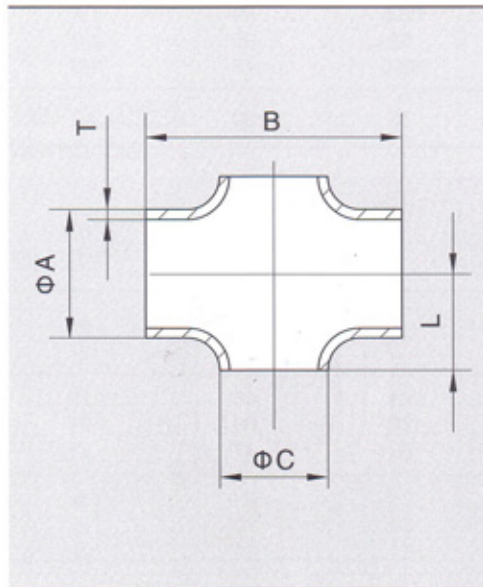


Size	A	B	L	T
25	25	110	15	1.25
38	38	140	21	1.25
51	51	164	29	1.25
63.5	63.5	210	36	1.5
76	76.1	220	44	1.6
101.6	101.6	300	58	2.0

非直端变径四通

Reducing cross without straight-end

S.9WWWWW

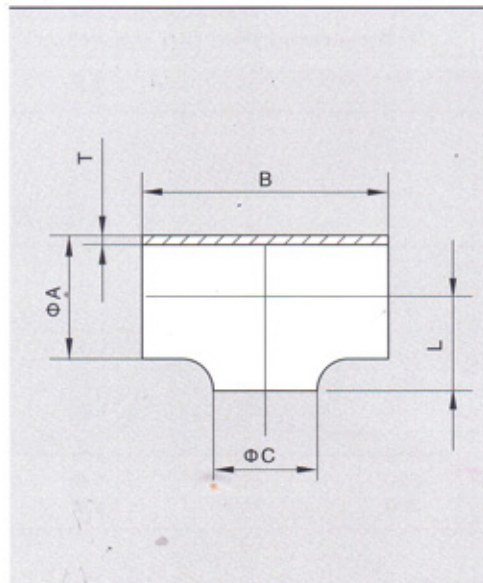


Size	A	B	C	L	T
38x25	38	140	25	21	1.25
51x25	51	164	25	29	1.25
51x38	51	164	38	29	1.25
63.5x25	63.5	210	25	36	1.5
63.5x38	63.5	210	38	36	1.5
63.5x51	63.5	210	51	36	1.5
76x25	76.1	220	25	44	1.6
76x38	76.1	220	38	44	1.6
76x51	76.1	220	51	44	1.6
76x63.5	76.1	220	63.5	44	1.6
101.6x25	101.6	300	25	58	2
101.6x38	101.6	300	38	58	2
101.6x51	101.6	300	51	58	2
101.6x63.5	101.6	300	63.5	58	2
101.6x76	101.6	300	76.1	58	2

非直端变径三通

Reducing tee without straight-end

S.ES7WWW

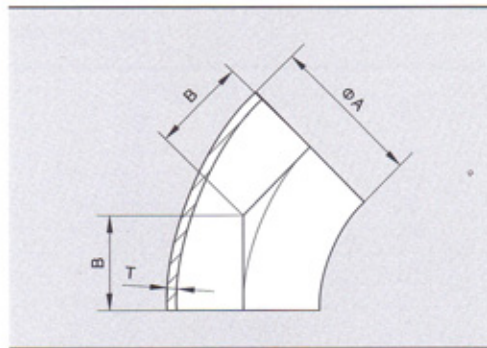


Size	A	B	C	L	T
38x25	38	140	25	21	1.25
51x25	51	164	25	29	1.25
51x38	51	164	38	29	1.25
63.5x25	63.5	210	25	36	1.5
63.5x38	63.5	210	38	36	1.5
63.5x51	63.5	210	51	36	1.5
76x25	76.1	220	25	44	1.6
76x38	76.1	220	38	44	1.6
76x51	76.1	220	51	44	1.6
76x63.5	76.1	220	63.5	44	1.6
101.6x25	101.6	300	25	58	2
101.6x38	101.6	300	38	58	2
101.6x51	101.6	300	51	58	2
101.6x63.5	101.6	300	63.5	58	2
101.6x76	101.6	300	76.1	58	2

3A
45°短弯头

45° Elbow without straight-end

A.2WK-45°

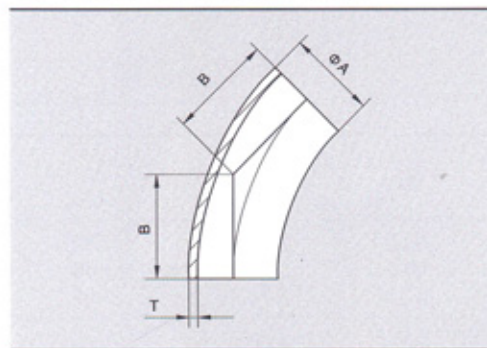


Size	A	B	T
1.0"	25.4	15.8	1.65
1.5"	38.1	23.8	1.65
2.0"	50.8	31.75	1.65
2.5"	63.5	39.6	1.65
3.0"	76.2	47.6	1.65
4.0"	101.6	63.5	2.11

45°长弯头

45° Elbow with straight-end

A.L2WS-45°

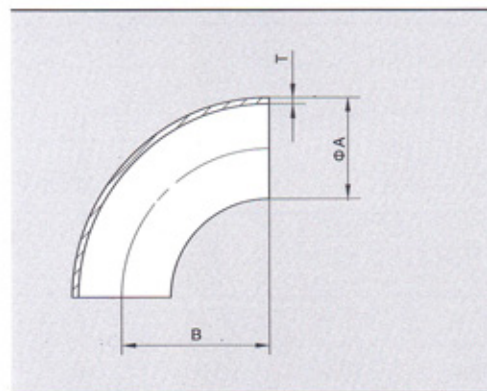


Size	A	B	T
1.0"	25.4	30.2	1.65
1.5"	38.1	41.3	1.65
2.0"	50.8	58.7	1.65
2.5"	63.5	76.2	1.65
3.0"	76.2	93.7	1.65
4.0"	101.6	63.5	2.11

90°短弯头

90° Bend without straight-end

A.2WK-90°

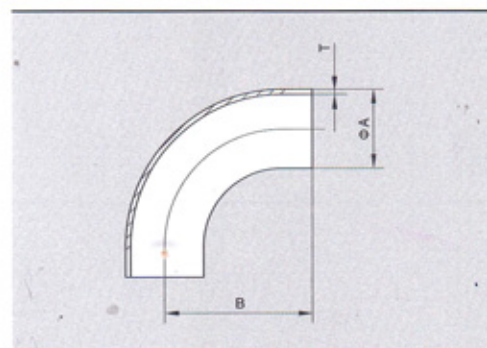


Size	A	B	T
1.0"	25.4	38.1	1.65
1.25"	31.75	47.625	1.65
1.5"	38.1	57.2	1.65
2.0"	50.8	76.2	1.65
2.5"	63.5	95.25	1.65
3.0"	76.2	114.3	1.65
4.0"	101.6	152.4	2.11

90°长弯头

90° Bend with straight-end

A.L2WS-90°

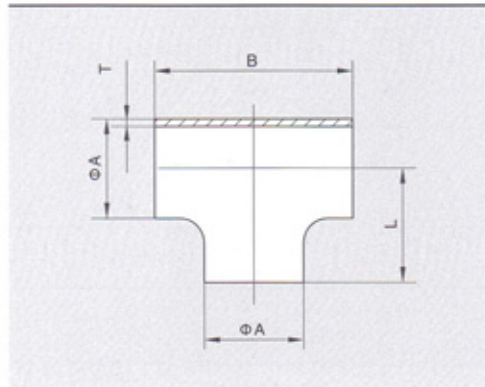


Size	A	B	T
1.0"	25.4	52.4	1.65
1.5"	38.1	74.6	1.65
2.0"	50.8	103.2	1.65
2.5"	63.5	131.8	1.65
3.0"	76.2	160.3	1.65
4.0"	101.6	211.1	2.11

等径短三通

Short tee with straight-end

A.L7WWW

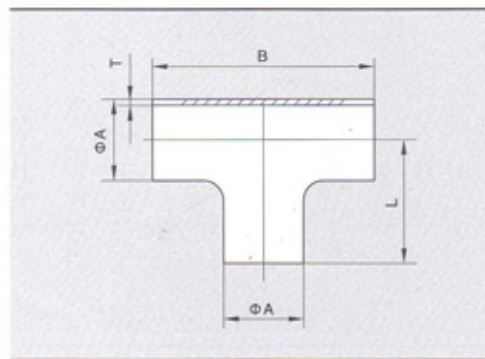


Size	A	B	L	T
1.0"	25.4	57.2	28.6	1.65
1.25"	31.75	73	36.5	1.65
1.5"	38.1	84.2	42.1	1.65
2.0"	50.8	104.8	52.4	1.65
2.5"	63.5	119.0	59.5	1.65
3.0"	76.2	131.8	65.9	1.65
4.0"	101.6	174.6	87.3	2.11

等径长三通

Long tee with straight-end

A.7W

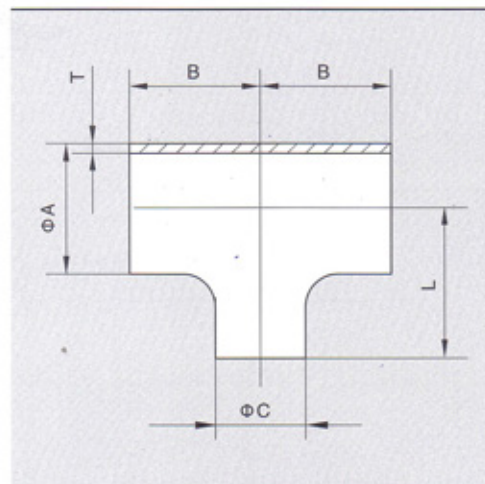


Size	A	B	L	T
1.0"	25.4	95.2	47.6	1.65
1.5"	38.1	84.2	57.2	1.65
2.0"	50.8	104.8	76.2	1.65
2.5"	63.5	152.4	76.2	1.65
3.0"	76.2	165.2	82.6	1.65
4.0"	101.6	196.8	98.4	2.11

长变径三通

Reducing tee with straight-end

A.L7RW

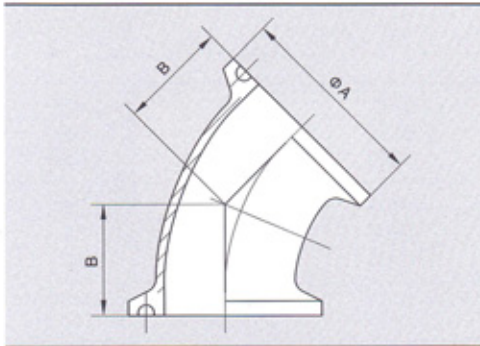


Size	A	B	C	L	T
1.5"×1.0"	38.1	25.4	57.15	53.98	1.65
2.0"×1.0"	50.8	25.4	76.2	60.30	1.65
2.0"×1.5"	50.8	38.1	76.2	63.50	1.65
2.5"×1.5"	63.5	38.1	76.2	69.85	1.65
2.5"×2.0"	63.5	50.8	76.2	82.55	1.65
3.0"×1.5"	76.2	38.1	82.55	76.2	1.65
3.0"×2.0"	76.2	50.8	82.55	88.9	1.65
3.0"×2.5"	76.2	63.5	82.55	82.55	1.65
4.0"×2.0"	101.6	50.8	98.4	101.6	2.11
4.0"×2.5"	101.6	63.5	98.4	95.25	2.11
4.0"×3.0"	101.6	76.2	98.4	95.25	2.11

3A

45°快装弯头
45° Clamp elbow

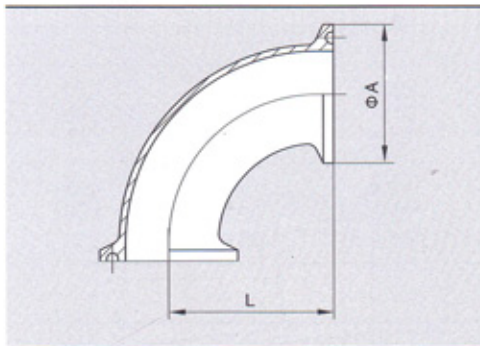
A.2KMP



Size	A	B
1.0°	50.5	28.5
1.5°	50.5	36.5
2.0°	64.0	44.45
2.5°	77.5	52.3
3.0°	91.0	60.3
4.0°	119.0	76.2

90°快装弯头
90° Clamp bend

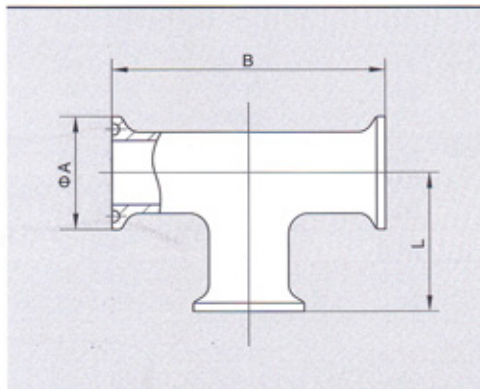
A.2CMP



Size	A	B	T
1.0°	50.5	30.2	50.8
1.5°	50.5	41.3	69.9
2.0°	64.0	58.7	88.9
2.5°	77.5	76.2	107.95
3.0°	91.0	93.7	127.0
4.0°	119.0	63.5	168.2

快装三通
Clamp tee

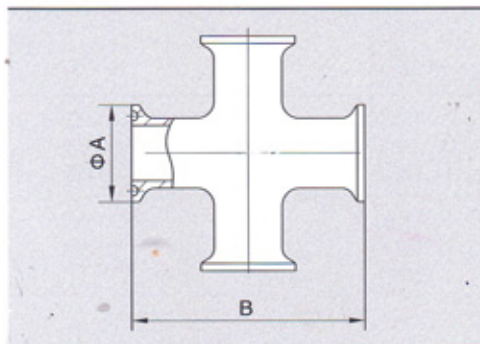
A.7MP



Size	A	B	L
1.0°	50.5	120.6	60.3
1.5°	50.5	139.8	69.9
2.0°	64.0	177.8	88.9
2.5°	77.5	177.8	88.9
3.0°	91.0	190.6	95.3
4.0°	119.0	228.4	114.2

卡式四通
Clamp cross

A.9MP

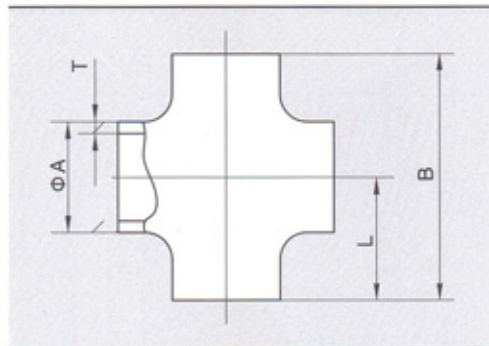


Size	A	B
1.0°	50.5	120.6
1.5°	50.5	139.8
2.0°	64.0	177.8
2.5°	77.5	177.8
3.0°	91.0	190.6
4.0°	119.0	228.4

短四通

Short cross with straight-end

A.9WVVVV

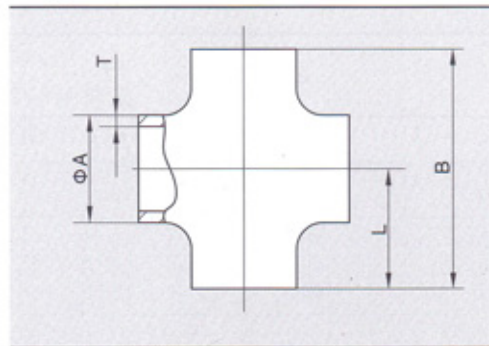


Size	A	B	L	T
1.0"	25.4	57.2	28.6	1.65
1.5"	38.1	84.2	42.1	1.65
2.0"	50.8	104.6	52.4	1.65
2.5"	63.5	119.0	59.5	1.65
3.0"	76.2	131.8	65.9	1.65
4.0"	101.6	174.6	87.3	2.11

长四通

Long cross with

A.L9WVVVV

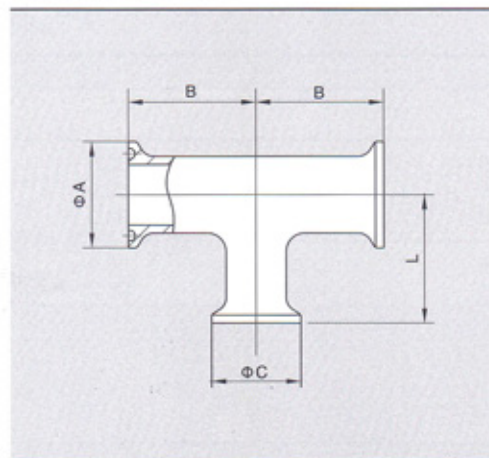


Size	A	R	L	T
1.0"	25.4	95.2	47.6	1.65
1.5"	38.1	84.2	57.2	1.65
2.0"	50.8	104.8	76.2	1.65
2.5"	63.5	152.4	76.2	1.65
3.0"	76.2	165.2	82.6	1.65
4.0"	101.6	196.8	98.4	2.11

快装变径三通

Clamp reducer tee

A.L7RMP

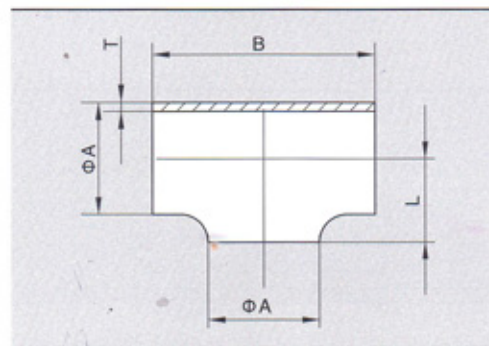


Size	A	C	B	L
1.5"x1.0"	50.5	50.5	69.85	66.68
2.0"x1.0"	64.0	50.5	88.90	73.0
2.0"x1.5"	64.0	50.5	88.90	76.20
2.5"x1.5"	77.5	50.5	88.90	82.55
2.5"x2.0"	77.5	64.0	88.90	95.25
3.0"x1.5"	91.0	50.5	92.58	88.90
3.0"x2.0"	91.0	64.0	95.25	101.6
3.0"x2.5"	91.0	77.5	95.25	95.25
4.0"x2.0"	119.0	64.0	114.2	114.3
4.0"x2.5"	119.0	77.5	114.2	107.95
4.0"x3.0"	119.0	91.0	114.2	107.95

等径三通非直端

Short tee without straight-end

A.ES7WWW



Size	A	B	L	T
1.0"	25.4	57.2	16	1.65
1.5"	38.1	84.2	22	1.65
2.0"	50.8	104.8	29	1.65
2.5"	63.5	119.0	35	1.65
3.0"	76.2	131.8	41	1.65
4.0"	101.6	174.6	54	2.11

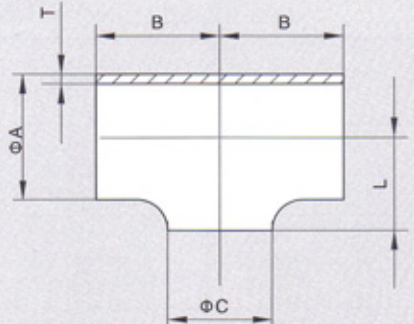
3A

ISO9001 CE 

非直端变径三通

Short reducing tee without straight-end

A.RS7WWW

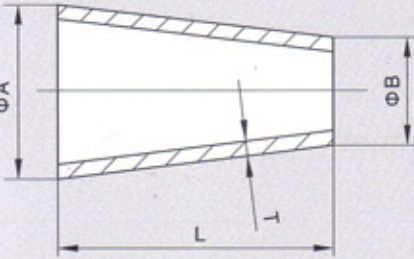


Size	A	B	C	L	T
1.5"×1.0"	38.1	42.1	25.4	22	1.65
2.0"×1.5"	50.8	52.4	38.1	29	1.65
2.5"×2.0"	63.5	59.5	50.8	35	1.65
3.0"×2.0"	76.2	65.9	50.8	41	1.65
3.0"×2.5"	76.2	65.9	63.5	41	1.65
4.0"×2.0"	101.6	117.5	50.8	54	2.11
4.0"×2.5"	101.6	117.5	63.5	54	2.11
4.0"×3.0"	101.6	117.5	76.2	54	2.11

同心变径

Concentric reducer

A.L31

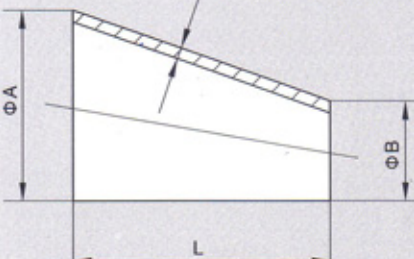


Size	A	B	L	T
1.5"×1.0"	38.1	25.4	50.8	1.65
2.0"×1.0"	50.8	25.4	101.6	1.65
2.0"×1.5"	50.8	38.1	50.8	1.65
2.5"×1.0"	63.5	25.4	152.4	1.65
2.5"×1.5"	63.5	38.1	101.6	1.65
2.5"×2.0"	63.5	50.8	50.8	1.65
3.0"×1.0"	76.2	25.4	203.2	1.65
3.0"×1.5"	76.2	38.1	152.4	1.65
3.0"×2.0"	76.2	50.8	101.6	1.65
3.0"×2.5"	76.2	63.5	50.8	1.65
4.0"×1.5"	101.6	38.1	254.0	2.11
4.0"×2.0"	101.6	50.8	203.2	2.11
4.0"×2.5"	101.6	63.5	152.4	2.11
4.0"×3.0"	101.6	76.2	101.6	2.11

偏心变径

Eccentric reducer

A.L32



Size	A	B	L	T
1.5"×1.0"	38.1	25.4	50.8	1.65
2.0"×1.0"	50.8	25.4	101.6	1.65
2.0"×1.5"	50.8	38.1	50.8	1.65
2.5"×1.0"	63.5	25.4	152.4	1.65
2.5"×1.5"	63.5	38.1	101.6	1.65
2.5"×2.0"	63.5	50.8	50.8	1.65
3.0"×1.0"	76.2	25.4	203.2	1.65
3.0"×1.5"	76.2	38.1	152.4	1.65
3.0"×2.0"	76.2	50.8	101.6	1.65
3.0"×2.5"	76.2	63.5	50.8	1.65
4.0"×1.5"	101.6	38.1	254.0	2.11
4.0"×2.0"	101.6	50.8	203.2	2.11
4.0"×2.5"	101.6	63.5	152.4	2.11
4.0"×3.0"	101.6	76.2	101.6	2.11

快装同心变径 Concentric reducer

A.31CMP

Size	A	B	C
1.5"×1.0"	50.5	50.5	76.2
2.0"×1.0"	64.0	50.5	127.0
2.0"×1.5"	64.0	50.5	76.2
2.5"×1.0"	77.5	50.5	177.8
2.5"×1.5"	77.5	50.5	127.0
2.5"×2.0"	77.5	64.0	76.2
3.0"×1.0"	91.0	50.5	282.5
3.0"×1.5"	91.0	50.5	177.8
3.0"×2.0"	91.0	64.0	127.0
3.0"×2.5"	91.0	77.5	76.2
4.0"×1.5"	119.0	50.5	282.5
4.0"×2.0"	119.0	64.0	231.7
4.0"×2.5"	119.0	77.5	180.9
4.0"×3.0"	119.0	91.0	130.1

快装偏心变径 Eccentric reducer

A.32CMP

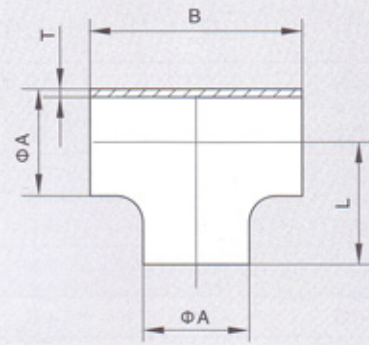
Size	A	B	L
1.5"×1.0"	50.5	50.5	76.2
2.0"×1.0"	64.0	50.5	127.0
2.0"×1.5"	64.0	50.5	76.2
2.5"×1.0"	77.5	50.5	177.8
2.5"×1.5"	77.5	50.5	127.0
2.5"×2.0"	77.5	64.0	76.2
3.0"×1.0"	91.0	50.5	282.5
3.0"×1.5"	91.0	50.5	177.8
3.0"×2.0"	91.0	64.0	127.0
3.0"×2.5"	91.0	77.5	76.2
4.0"×1.5"	119.0	50.5	282.5
4.0"×2.0"	119.0	64.0	231.7
4.0"×2.5"	119.0	77.5	180.9
4.0"×3.0"	119.0	91.0	130.1

BS

等径短三通

Short tee with straight-end

B.S7W

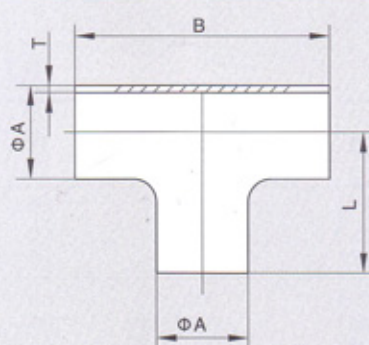


Size	A	B	L	T
1.0"	25.4	87	43.5	1.6
1.5"	38.1	127	63.5	1.6
2.0"	50.8	177	88.5	1.6
2.5"	63.5	277	113.5	1.6
3.0"	76.2	267	133.5	1.6
4.0"	101.6	347	173.5	2.0

等径长三通

Long tee with straight-end

B.7W

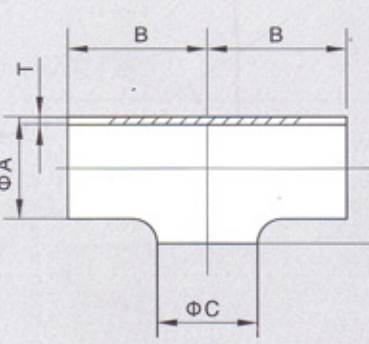


Size	A	B	L	T
1.0"	25.4	130	65	1.6
1.5"	38.1	170	85	1.6
2.0"	50.8	220	110	1.6
2.5"	63.5	270	135	1.6
3.0"	76.2	310	155	1.6
4.0"	101.6	390	195	2.0

拉式变径三通

Reducer tee without straight-end

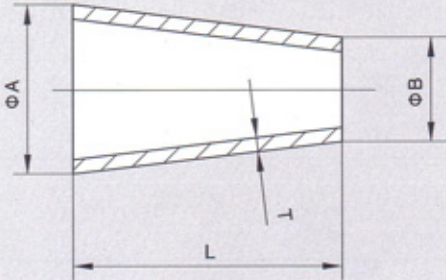
B.L7RW



Size	A	B	C	L	T
1.5"×1.0"	38.1	63.5	25.4	22	1.6
2.0"×1.0"	50.8	88.5	25.4	29	1.6
2.0"×1.5"	50.8	88.5	38.1	29	1.6
2.5"×1.0"	63.5	113.5	25.4	35	1.6
2.5"×1.5"	63.5	113.5	38.1	35	1.6
2.5"×2.0"	63.5	113.5	50.8	35	1.6
3.0"×1.0"	76.2	113.5	25.4	41	1.6
3.0"×1.5"	76.2	113.5	38.1	41	1.6
3.0"×2.0"	76.2	113.5	50.8	41	1.6
3.0"×2.5"	76.2	113.5	63.5	41	1.6
4.0"×1.5"	101.6	173.5	38.1	55	2.0
4.0"×2.0"	101.6	173.5	50.8	55	2.0
4.0"×2.5"	101.6	173.5	63.5	55	2.0
4.0"×3.0"	101.6	173.5	76.2	55	2.0

同心变径
Concentric reducer

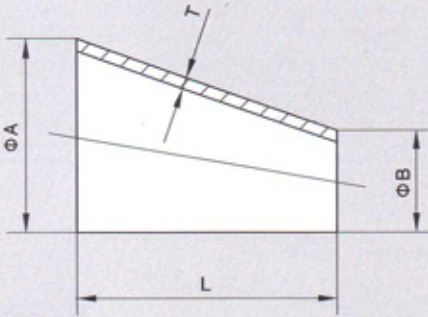
B.L31



Size	A	B	L	T
1.5"×1.0"	38.1	25.4	29	1.6
2.0"×1.0"	50.8	25.4	53	1.6
2.0"×1.5"	50.8	38.1	41	1.6
2.5"×1.0"	63.5	25.4	82	1.6
2.5"×1.5"	63.5	38.1	64	1.6
2.5"×2.0"	63.5	50.8	40	1.6
3.0"×1.0"	76.2	25.4	110	1.6
3.0"×1.5"	76.2	38.1	81	1.6
3.0"×2.0"	76.2	50.8	55	1.6
3.0"×2.5"	76.2	63.5	41	1.6
4.0"×1.5"	101.6	38.1	135	2.0
4.0"×2.0"	101.6	50.8	106	2.0
4.0"×2.5"	101.6	63.5	76	2.0
4.0"×3.0"	101.6	76.2	53	2.0

偏心变径
Eccentric reducer

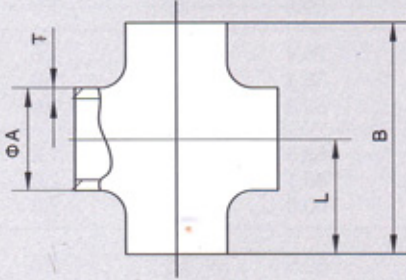
B.L32



Size	A	B	L	T
1.5"×1.0"	38.1	25.4	35	1.6
2.0"×1.0"	50.8	25.4	54	1.6
2.0"×1.5"	50.8	38.1	36	1.6
2.5"×1.0"	63.5	25.4	76	1.6
2.5"×1.5"	63.5	38.1	66	1.6
2.5"×2.0"	63.5	50.8	35	1.6
3.0"×1.0"	76.2	25.4	112	1.6
3.0"×1.5"	76.2	38.1	38.1	1.6
3.0"×2.0"	76.2	50.8	50.8	1.6
3.0"×2.5"	76.2	63.5	63.5	1.6
4.0"×1.5"	101.6	38.1	38.1	2.0
4.0"×2.0"	101.6	50.8	50.8	2.0
4.0"×2.5"	101.6	63.5	63.5	2.0
4.0"×3.0"	101.6	76.2	76.2	2.0

四通
Cross

B.L9WWWW



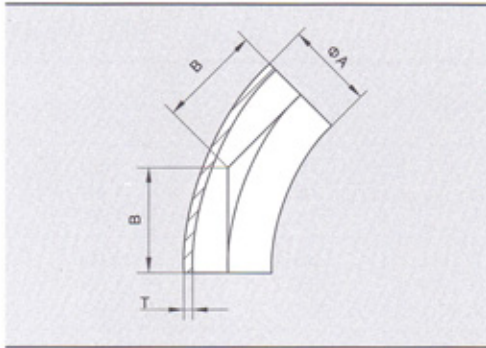
Size	A	B	L	T
1.0"	25.4	130	65	1.6
1.5"	38.1	170	85	1.6
2.0"	50.8	220	110	1.6
2.5"	63.5	270	135	1.6
3.0"	76.2	310	155	1.6
4.0"	101.6	390	195	2.0

BS

45°短弯头

45° Elbow without straight-end

B.2WK-45°

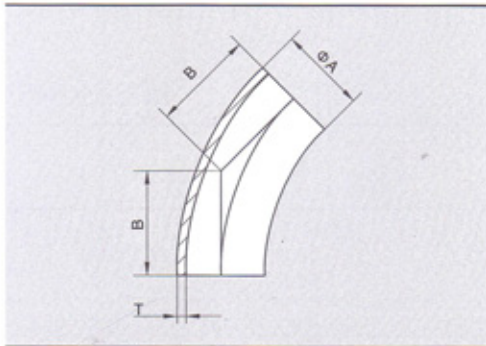


Size	A	B	T
1.0"	25.4	30.2	1.6
1.5"	38.1	41.3	1.6
2.0"	50.8	58.7	1.6
2.5"	63.5	76.2	1.6
3.0"	76.2	93.7	1.6
4.0"	101.6	122.2	2.0

45°长弯头

45° Elbow with straight-end

B.L2WS-45°

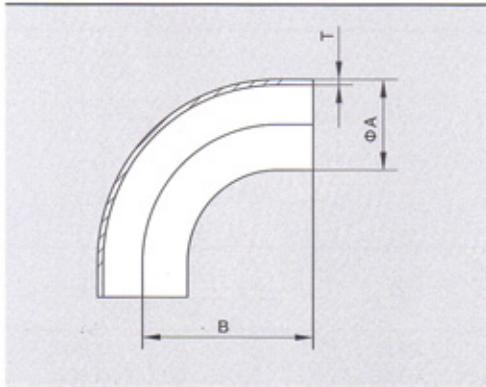


Size	A	B	T
1.0"	25.4	43.5	1.6
1.5"	38.1	63.5	1.6
2.0"	50.8	88.5	1.6
2.5"	63.5	113.5	1.6
3.0"	76.2	133.5	1.6
4.0"	101.6	173.5	2.0

90°长弯头

90° Elbow with straight-end

B.2WK-90°

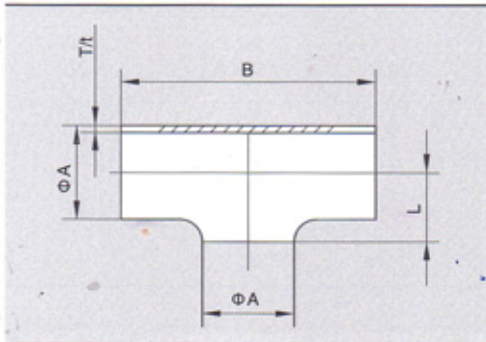


Size	A	B	T
1.0"	25.4	65	1.6
1.5"	38.1	85	1.6
2.0"	50.8	110	1.6
2.5"	63.5	135	1.6
3.0"	76.2	155	1.6
4.0"	101.6	195	2.0

非直端三通

Tee without straight-end

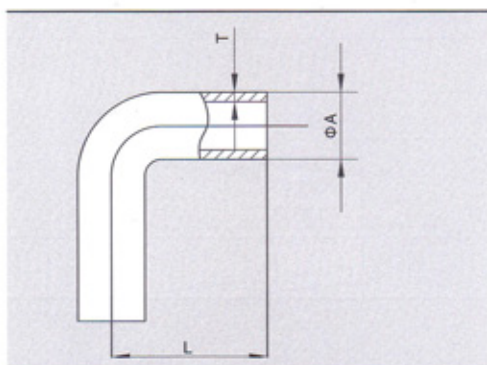
B.L7WWW



Size	A	B	L	T
1.0"	25.4	87	14.2	1.6
1.5"	38.1	127	21.6	1.6
2.0"	50.8	177	29.1	1.6
2.5"	63.5	227	35.5	1.6
3.0"	76.2	267	41.4	1.6
4.0"	101.6	347	54.7	2.0

90°弯头 Bend

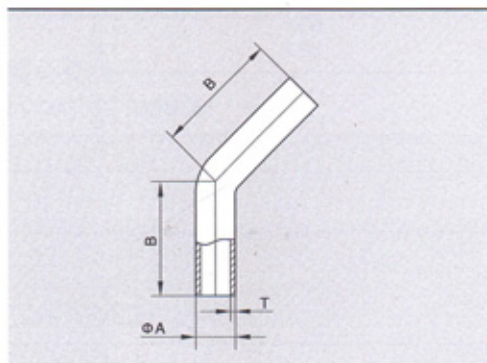
BPE-2S90°



Size	A	L	T
1/2"	12.7	76.2	1.65
3/4"	19.05	76.2	1.65
1.0"	25.4	76.2	1.65
1.5"	38.1	95.3	1.65
2.0"	50.8	120.7	1.65
2.5"	63.5	139.7	1.65
3.0"	76.2	158.8	1.65
4.0"	101.6	203.2	2.10

45°长弯头 Elbow

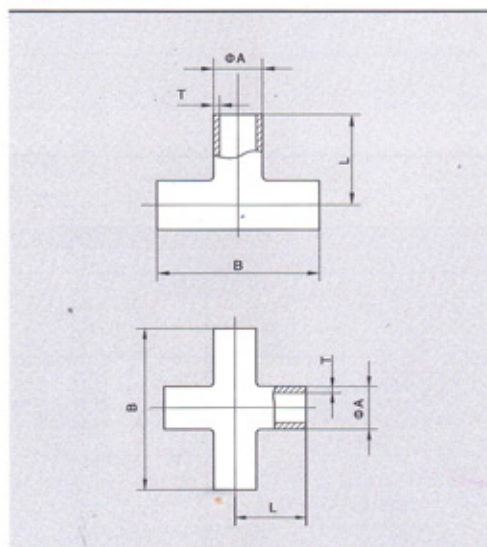
BPE-2KS45°



Size	A	L	T
1/2"	12.7	57.2	1.65
3/4"	19.05	57.2	1.65
1.0"	25.4	57.2	1.65
1.5"	38.1	63.5	1.65
2.0"	50.8	76.2	1.65
2.5"	63.5	85.7	1.65
3.0"	76.2	92.1	1.65
4.0"	101.6	114.3	2.10

等径三通/四通 Tee / Cross

DT-9

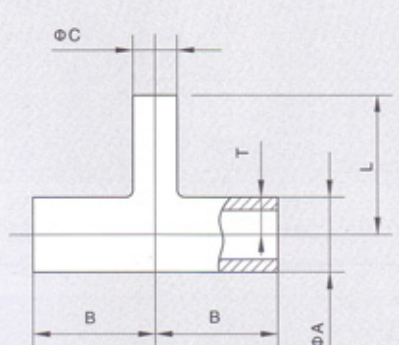


Size	A	B	L	T
1/2"	12.7	95.2	47.6	1.65
3/4"	19.05	101.6	50.8	1.65
1.0"	25.4	108	54	1.65
1.5"	38.1	120.6	60.3	1.65
2.0"	50.8	146	73	1.65
2.5"	63.5	158.8	79.4	1.65
3.0"	76.2	171.4	85.7	1.65
4.0"	101.6	209.6	104.8	2.10

BPE

 变径三通
 Reducing tee

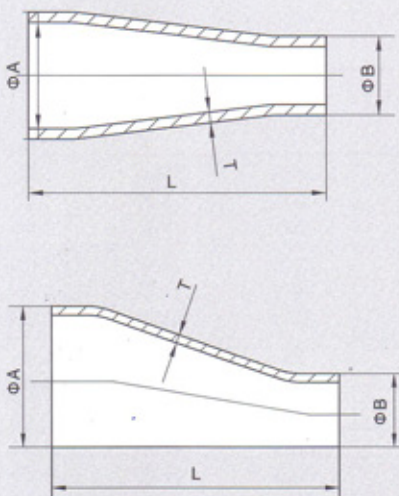
DT-10



Size	A	C	B	L	T
3/4"×1/2"	19.05	12.7	50.8	50.8	1.65
1.0"×1/2"	25.4	12.7	54	54	1.65
1.0"×3/4"	25.4	19.05	54	54	1.65
1.5"×1/2"	38.1	12.7	60.3	60.3	1.65
1.5"×3/4"	38.1	19.05	60.3	60.3	1.65
1.5"×1.0"	38.1	25.4	60.3	60.3	1.65
2.0"×1.0"	50.8	25.4	73	66.7	1.65
2.0"×1.5"	50.8	38.1	73	66.7	1.65
2.5"×1.5"	63.5	38.1	79.4	73	1.65
2.5"×2.0"	63.5	50.8	79.4	73	1.65
3.0"×1.5"	76.2	38.1	85.7	79.4	1.65
3.0"×2.0"	76.2	50.8	85.7	79.4	1.65
3.0"×2.5"	76.2	63.5	85.7	79.4	1.65
4.0"×2.0"	101.6	50.8	104.8	98.4	2.10
4.0"×2.5"	101.6	63.5	104.8	98.4	2.10
4.0"×3.0"	101.6	76.2	104.8	98.4	2.10

 同心/偏心变径
 Concentric/eccentric reducer

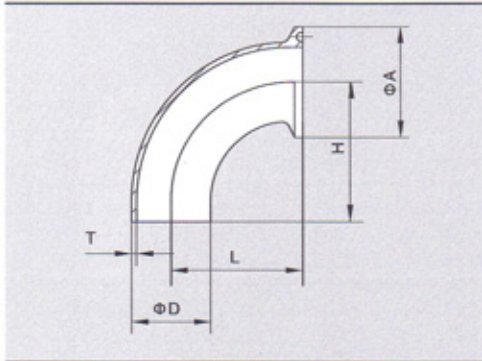
DT-11



Size	A	B	L	T
3/4"×1/2"	19.05	12.7	12.7	1.65
1.0"×1/2"	25.4	12.7	12.7	1.65
1.0"×3/4"	25.4	19.05	19.05	1.65
1.5"×1/2"	38.1	12.7	12.7	1.65
1.5"×3/4"	38.1	19.05	19.05	1.65
1.5"×1.0"	38.1	25.4	25.4	1.65
2.0"×1.5"	50.8	38.1	38.1	1.65
2.5"×1.5"	63.5	38.1	38.1	1.65
2.5"×2.0"	63.5	50.8	139.7	1.65
3.0"×1.5"	76.2	38.1	235	1.65
3.0"×2.0"	76.2	50.8	190.5	1.65
3.0"×2.5"	76.2	63.5	139.7	1.65
4.0"×1.5"	101.6	38.1	342.9	2.10
4.0"×2.0"	101.6	50.8	298.5	2.10
4.0"×2.5"	101.6	63.5	247.7	2.10
4.0"×3.0"	101.6	76.2	196.9	2.10

90°焊接/卡式弯头
Weld/Clamp bend

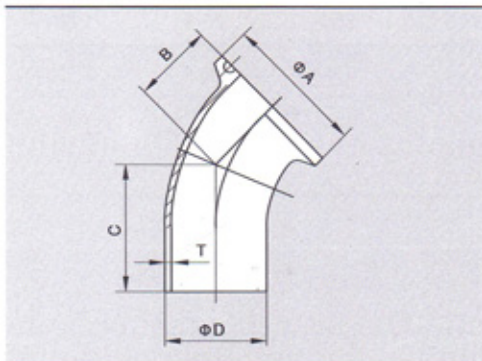
DT-12



Size	A	L	H	D	T
1/2"	25.2	41.3	76.2	12.7	1.65
3/4"	25.2	41.3	76.2	19.05	1.65
1.0"	50.5	50.8	76.2	25.4	1.65
1.5"	50.5	69.9	95.3	38.1	1.65
2.0"	64.0	88.9	120.7	50.8	1.65
2.5"	77.5	108	139.7	63.5	1.65
3.0"	91.0	127	158.8	76.2	1.65
4.0"	119	168.3	203.2	101.6	2.11

45°焊接/卡式弯头
Weld/Clamp elbow

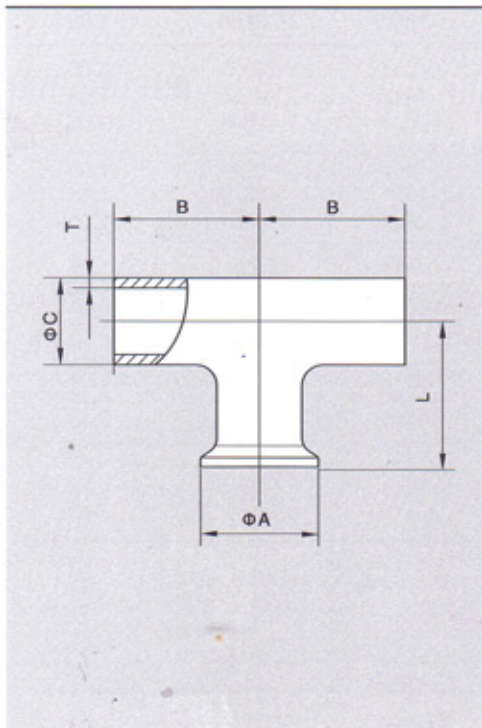
DT-13



Size	A	B	C	D	T
1/2"	25.2	25.4	52.7	12.7	1.65
3/4"	25.2	25.4	52.7	19.05	1.65
1.0"	50.5	28.6	52.7	25.4	1.65
1.5"	50.5	36.5	63.5	38.1	1.65
2.0"	64.0	44.5	76.2	50.8	1.65
2.5"	77.5	52.4	85.7	63.5	1.65
3.0"	91.0	60.3	92.1	76.2	1.65
4.0"	119	76.4	114.3	101.6	2.11

短外焊接/卡式变径三通
Outlet weld/clamp reducing tee

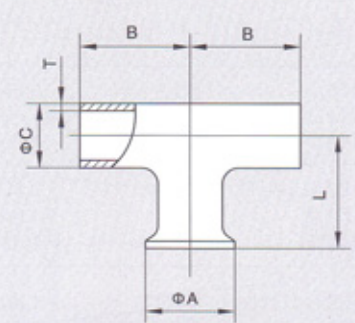
DT-14



Size	A	B	C	L	T
3/4"×1/2"	25.2	25.2	50.8	25.4	1.65
1.0"×1/2"	50.5	50.5	51	28.6	1.65
1.0"×3/4"	50.5	50.5	51	28.6	1.65
1.5"×1/2"	50.5	50.5	60.3	34.9	1.65
1.5"×3/4"	50.5	50.5	60.3	34.9	1.65
1.5"×1.0"	50.5	50.5	60.3	34.9	1.65
2.0"×1.0"	64.0	64.0	73	41.3	1.65
2.0"×1.5"	64.0	64.0	73	41.3	1.65
2.5"×1.0"	77.5	77.5	79.4	47.6	1.65
2.5"×1.5"	77.5	79.4	63.5	47.6	1.65
2.5"×2.0"	77.5	79.4	63.5	47.6	1.65
3.0"×1.0"	91.0	85.7	76.2	54	2.10
3.0"×1.5"	91.0	85.7	76.2	54	2.10
3.0"×2.0"	91.0	85.7	76.2	54	2.10
3.0"×2.5"	91.0	85.7	76.2	54	1.65
4.0"×1.0"	119.0	104.8	101.6	66.7	2.11
4.0"×1.5"	119.0	104.8	101.6	66.7	2.11
4.0"×2.0"	119.0	104.8	101.6	66.7	2.11
4.0"×2.5"	119.0	104.8	101.6	66.7	2.11
4.0"×3.0"	119.0	104.8	101.6	66.7	2.11

短外焊接/卡式变径三通
Equal outlet weld/clamp tee

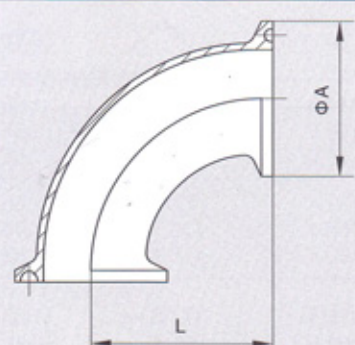
DT-15



Size	A	L	C	B	T
1/2"	25.2	25.4	12.7	47.6	1.65
3/4"	25.2	28.6	19.05	50.8	1.65
1.0"	50.5	28.6	25.4	54	1.65
1.5"	50.5	34.9	38.1	60.3	1.65
2.0"	64.0	41.3	50.8	73	1.65
2.5"	77.5	47.6	63.5	79.4	1.65
3.0"	91.0	54	76.2	85.7	1.65
4.0"	119	69.9	101.6	104.8	2.11

90°快装弯头
90°Clamp bend

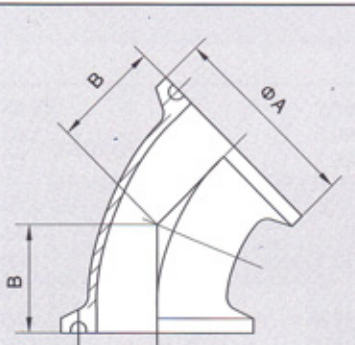
DT-16



Size	A	L
1/2"	25.2	41.3
3/4"	25.2	41.3
1.0"	50.5	50.8
1.5"	50.5	69.9
2.0"	64.0	88.9
2.5"	77.5	108
3.0"	91.0	127
4.0"	119	168.3

45°快装弯头
45°Clamp bend

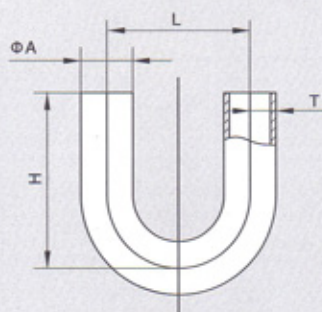
DT-17



Size	A	B
1/2"	25.2	25.4
3/4"	25.2	25.4
1.0"	50.5	28.6
1.5"	50.5	36.5
2.0"	64.0	44.5
2.5"	77.5	52.4
3.0"	91.0	60.3
4.0"	119	79.4

焊接U型管 Welding joint

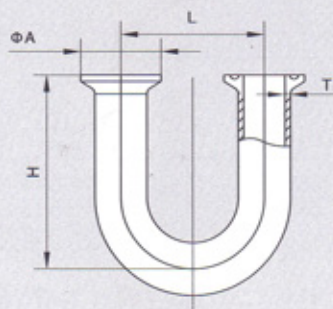
DT-23



Size	A	L	H	T
1/2"	12.7	114.3	76.2	1.65
3/4"	19.05	114.3	76.2	1.65
1.0"	25.4	114.3	76.2	1.65
1.5"	38.1	152.4	114.3	1.65
2.0"	50.8	152.4	127	1.65
2.5"	63.5	190.5	146.1	1.65
3.0"	76.2	228.6	165.1	1.65
4.0"	101.6	304.8	215.9	2.11

180°卡式接头 Clamp joint

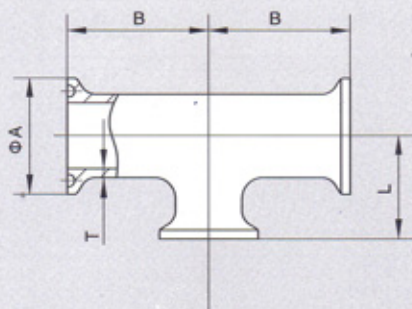
DT-24



Size	A	L	H	T
1/2"	25.2	114.3	88.9	1.65
3/4"	25.2	114.3	88.9	1.65
1.0"	50.5	114.3	88.9	1.65
1.5"	50.5	152.4	127	1.65
2.0"	64.0	152.4	139.7	1.65
2.5"	77.5	190.5	165.1	1.65
3.0"	91.0	228.6	177.8	1.65
4.0"	119.0	304.8	231.8	2.10

短出口三通长式端 Short outlet run tee clamp end

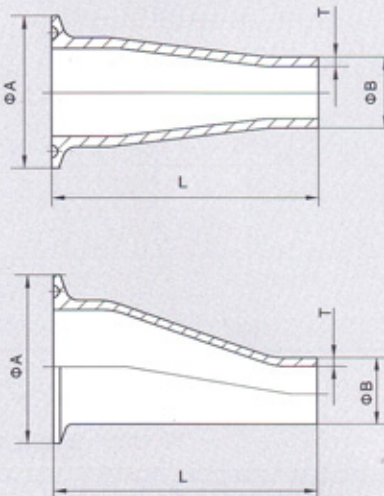
DT-26



Size	A	B	L	T
1/2"	25.2	57.2	25.4	1.65
3/4"	25.2	60.3	28.6	1.65
1.0"	50.5	66.7	28.6	1.65
1.5"	50.5	73	34.9	1.65
2.0"	64.0	85.7	41.3	1.65
2.5"	77.5	92.1	47.6	1.65
3.0"	91.0	98.4	54	1.65
4.0"	119.0	120.7	69.9	2.10

同心偏心变径快装头
Concentric/eccentric reducer clamp

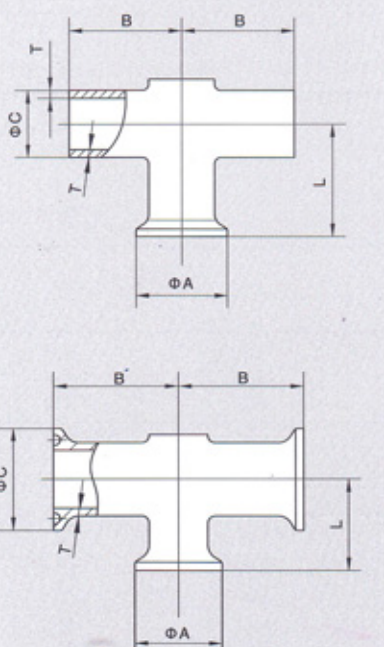
DT-27



Size	A	B	C	L
3/4"×1/2"	25.2	12.7	76.2	1.65
1.0"×1/2"	50.5	12.7	88.9	1.65
1.0"×3/4"	50.5	19.05	76.2	1.65
1.5"×1/2"	50.5	12.7	114.3	1.65
1.5"×3/4"	50.5	19.05	101.6	1.65
1.5"×1.0"	50.5	25.4	101.6	1.65
2.0"×1/2"	64.0	12.7	165.4	1.65
2.0"×3/4"	64.0	19.05	152.4	1.65
2.0"×1.0"	64.0	25.4	152.4	1.65
2.0"×1.5"	64.0	38.1	101.6	1.65
2.5"×1.5"	77.5	38.1	152.4	1.65
2.5"×2.0"	77.5	50.8	108	1.65
3.0"×1.5"	91.0	38.1	203.2	1.65
3.0"×2.0"	91.0	50.8	158.8	1.65
3.0"×2.5"	91.0	63.5	108	1.65
4.0"×1.5"	119.0	38.1	308	1.65
4.0"×2.0"	119.0	50.8	263.5	1.65
4.0"×2.5"	119.0	63.5	212.7	1.65
4.0"×3.0"	119.0	76.2	161.9	1.65

快装/焊接三通
Tee clamp/weld end

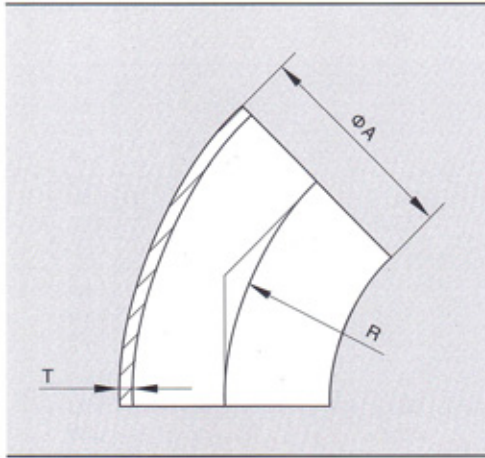
DT-28/29



Size	A	B	C	L	T
1.0"×1/2"	50.5	63.5	12.7	22.2	1.65
1.0"×3/4"	50.5	63.5	19.05	25.4	1.65
1.5"×1/2"	50.5	63.5	12.7	22.2	1.65
1.5"×3/4"	50.5	63.5	19.05	25.4	1.65
1.5"×1.0"	50.5	63.5	25.4	28.6	1.65
2.0"×1/2"	64.0	69.9	12.7	25.4	1.65
2.0"×3/4"	64.0	69.9	19.05	28.6	1.65
2.0"×1.0"	64.0	69.9	25.4	31.8	1.65
2.0"×1.5"	64.0	69.9	38.1	38.1	1.65
2.5"×1.0"	77.5	85	25.4	41.3	1.65
2.5"×1.5"	77.5	85	38.1	44.5	1.65
2.5"×2.0"	77.5	85	50.8	48	1.65
3.0"×1.0"	91.0	90	25.4	44.5	1.65
3.0"×1.5"	91.0	90	38.1	48	1.65
3.0"×2.0"	91.0	90	50.8	50.8	1.65
3.0"×2.5"	91.0	90	63.5	54	1.65
4.0"×1.0"	119.0	110	25.4	85.7	1.65
4.0"×1.5"	119.0	110	38.1	88.9	1.65
4.0"×2.0"	119.0	110	50.8	95.2	1.65
4.0"×2.5"	119.0	110	63.5	98.4	1.65
4.0"×3.0"	119.0	110	76.2	101.6	1.65

45°弯头
45°Elbow

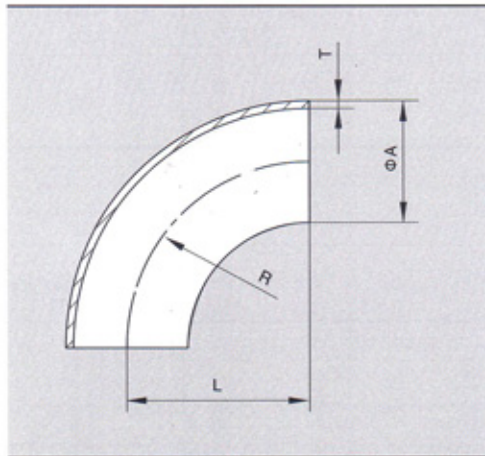
I.2WK45°



Size	A	L	H
13.5	13.5	20	1.6
17.2	17.2	28	1.6
21.3	21.3	30	1.6
26.9	26.9	28(min)	1.6
33.7	33.7	38	2
42.4	42.4	47.5	2
48.3	48.3	57	2
60.3	60.3	76	2
76.1	76.1	95	2
88.9	88.9	114.5	2.3
101.6	101.6	133	2.3
114.3	114.3	152	2.3

90°弯头
90°Bend

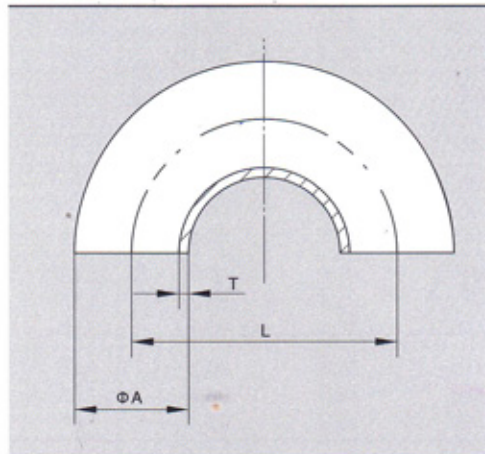
I.2WK90°



Size	A	B	L	T
13.5	13.5	20	20	1.6
17.2	17.2	28	28	1.6
21.3	21.3	30	30	1.6
26.9	26.9	28(min)	28(min)	1.6
33.7	33.7	38	38	2
42.4	42.4	47.5	47.5	2
48.3	48.3	57	57	2
60.3	60.3	76	76	2
76.1	76.1	95	95	2
88.9	88.9	114.5	114.5	2.3
101.6	101.6	133	133	2.3
114.3	114.3	152	152	2.3

180°弯头
180°Bend

I.3WK180°



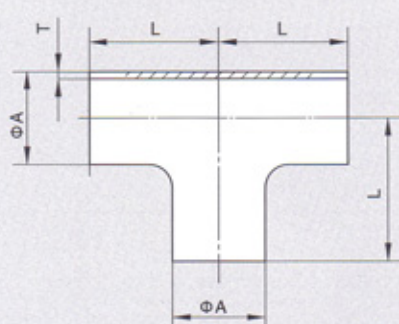
Size	A	L	T
13.5	13.5	40	1.6
17.2	17.2	56	1.6
21.3	21.3	60	1.6
26.9	26.9	56	1.6
33.7	33.7	76	2
42.4	42.4	95	2
48.3	48.3	114	2
60.3	60.3	152	2
76.1	76.1	191	2
88.9	88.9	229	2.3
101.6	101.6	267	2.3
114.3	114.3	305	2.3

*可生产ISO1127系列1,系列2,系列3不锈钢管件
*Produce ISO1127 series 1, series 2, series 3 pipe-fitting

等径三通

Tee with straight-end

I.L7W

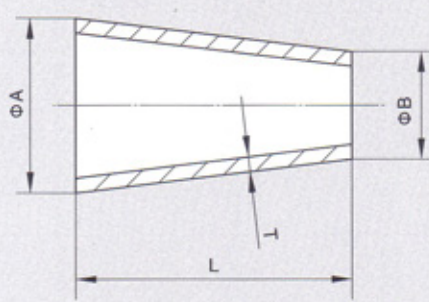


Size	A	L	H
13.5	13.5	20	1.6
17.2	17.2	28	1.6
21.3	21.3	30	1.6
26.9	26.9	28(min)	1.6
33.7	33.7	38	2
42.4	42.4	48	2
48.3	48.3	57	2
60.3	60.3	64	2
76.1	76.1	76	2
88.9	88.9	86	2.3
101.6	101.6	95	2.3
114.3	114.3	105	2.3

同心变径

Concentric reducer

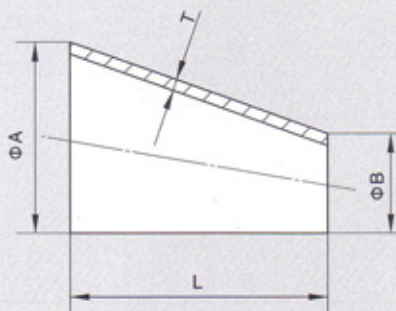
I.L31



Size	A	B	L	T
26.9 x 17.3	26.9	17.3	38	1.6
26.9 x 21.3	26.9	21.3	38	2
33.7 x 21.3	33.7	21.3	51	2
33.7 x 26.9	33.7	26.9	51	2
42.4 x 21.3	42.4	21.3	51	2
42.4 x 26.9	42.4	26.9	51	2
42.4 x 33.7	42.4	33.7	51	2
48.3 x 21.3	48.3	21.3	64	2
48.3 x 26.9	48.3	26.9	64	2
48.3 x 33.7	48.3	33.7	64	2
48.3 x 42.4	48.3	42.4	64	2
60.3 x 26.9	60.3	26.9	76	2
60.3 x 33.7	60.3	33.7	76	2
60.3 x 42.4	60.3	42.4	76	2
60.3 x 48.3	60.3	48.3	76	2
76.1 x 33.7	76.1	33.7	89	2
76.1 x 42.4	76.1	42.4	89	2
76.1 x 48.3	76.1	48.3	89	2
76.1 x 60.3	76.1	60.3	89	2
88.9 x 42.4	88.9	42.4	89	2.3
88.9 x 48.3	88.9	48.3	89	2.3
88.9 x 60.3	88.9	60.3	89	2.3
88.9 x 76.1	88.9	76.1	89	2.3
101.6 x 42.4	101.6	42.4	102	2.3
101.6 x 48.3	101.6	48.3	102	2.3
101.6 x 60.3	101.6	60.3	102	2.3
101.6 x 76.1	101.6	76.1	102	2.3
101.6 x 88.9	101.6	88.9	102	2.3
114.3 x 48.3	114.3	48.3	102	2.3
114.3 x 60.3	114.3	60.3	102	2.3
114.3 x 76.1	114.3	76.1	102	2.3
114.3 x 88.9	114.3	88.9	102	2.3
114.3 x 104.6	114.3	104.6	102	2.3

偏心变径
Eccentric reducer

I.L32



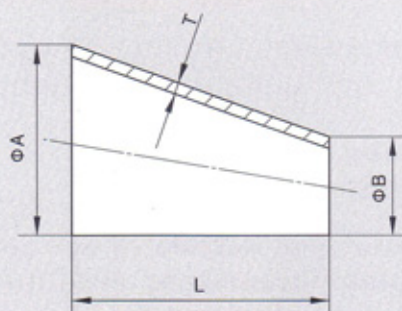
I.L32

Size	A	B	L	T
26.9 x 17.3	26.9	17.3	38	1.6
26.9 x 21.3	26.9	21.3	38	2
33.7 x 21.3	33.7	21.3	51	2
33.7 x 26.9	33.7	26.9	51	2
42.4 x 21.3	42.4	21.3	51	2
42.4 x 26.9	42.4	26.9	51	2
42.4 x 33.7	42.4	33.7	51	2
48.3 x 21.3	48.3	21.3	64	2
48.3 x 26.9	48.3	26.9	64	2
48.3 x 33.7	48.3	33.7	64	2
48.3 x 42.4	48.3	42.4	64	2
60.3 x 26.9	60.3	26.9	76	2
60.3 x 33.7	60.3	33.7	76	2
60.3 x 42.4	60.3	42.4	76	2
60.3 x 48.3	60.3	48.3	76	2
76.1 x 33.7	76.1	33.7	89	2
76.1 x 42.4	76.1	42.4	89	2
76.1 x 48.3	76.1	48.3	89	2
76.1 x 60.3	76.1	60.3	89	2
88.9 x 42.4	88.9	42.4	89	2.3
88.9 x 48.3	88.9	48.3	89	2.3
88.9 x 60.3	88.9	60.3	89	2.3
88.9 x 76.1	88.9	76.1	89	2.3
101.6 x 42.4	101.6	42.4	102	2.3
101.6 x 48.3	101.6	48.3	102	2.3
101.6 x 60.3	101.6	60.3	102	2.3
101.6 x 76.1	101.6	76.1	102	2.3
101.6 x 88.9	101.6	88.9	102	2.3
114.3 x 48.3	114.3	48.3	102	2.3
114.3 x 60.3	114.3	60.3	102	2.3
114.3 x 76.1	114.3	76.1	102	2.3
114.3 x 88.9	114.3	88.9	102	2.3
114.3 x 104.6	114.3	104.6	102	2.3

变径三通

Reducing tee with straight-end

I.L7WWW



Size	A	C	L	T
26.9 x 21.3	26.9	21.3	29	1.6
33.7 x 21.3	33.7	21.3	38	2.0
33.7 x 26.9	33.7	26.9	38	2.0
42.4 x 21.3	42.4	21.3	48	2.0
42.4 x 26.9	42.4	26.9	48	2.0
42.4 x 33.7	42.4	33.7	48	2.0
48.3 x 21.3	48.3	21.3	57	2.0
48.3 x 26.9	48.3	26.9	57	2.0
48.3 x 33.7	48.3	33.7	57	2.0
48.3 x 42.4	48.3	42.4	57	2.0
60.3 x 26.9	60.3	26.9	64	2.0
60.3 x 33.7	60.3	33.7	64	2.0
60.3 x 42.4	60.3	42.4	64	2.0
60.3 x 48.3	60.3	48.3	64	2.0
76.1 x 33.7	76.1	33.7	76	2.0
76.1 x 42.4	76.1	42.4	76	2.0
76.1 x 48.3	76.1	48.3	76	2.0
76.1 x 60.3	76.1	60.3	76	2.0
88.9 x 42.4	88.9	42.4	86	2.3
88.9 x 48.3	88.9	48.3	86	2.3
88.9 x 60.3	88.9	60.3	86	2.3
88.9 x 76.1	88.9	76.1	86	2.3
101.6 x 42.4	101.6	42.4	95	2.3
101.6 x 48.3	101.6	48.3	95	2.3
101.6 x 60.3	101.6	60.3	95	2.3
101.6 x 76.1	101.6	76.1	95	2.3
101.6 x 88.9	101.6	88.9	95	2.3
114.3 x 48.3	114.3	48.3	105	2.3
114.3 x 60.3	114.3	60.3	105	2.3
114.3 x 76.1	114.3	76.1	105	2.3
114.3 x 88.9	114.3	88.9	105	2.3
114.3 x 104.6	114.3	104.6	105	2.3

卫生级软管接头 Sanitary Hose Fitting



概述 Summarize

傑 漆公司生产:卫生级软管接头, 产品毛坯全部由棒材锻制, CNC数控精加工。所有产品均可按客户要求加工不同的表面粗糙度。

所有金属材质均可提供EN10204、3.1B证书。

所有密封材质符合: FDA 177.2600。

Jimsoar can produce sanitary hose fitting, the forged parts are made from forged steel . machined by CNC .which can be done at different surface as clients' requirement .

Wanguo provide 3.1B certification of EN10204 for all the steel material.

All seal material must be fit to FDA177.2600.

技术参数 Technical date

标准 Standard	DIN, 3A, SMS, RJT, ISO, IDF, DS, Macon, GB
尺寸 Size	1" - 6" DN10-DN200 17.2-168.3
金属材质 Steel material	304, 304L, 316, 316L (锻造 Forging)
密封材质 Seal material	NBR, Silicone, EPDM, FPM, PTFE
表面处理 Surface qualities	1.Ra ≤ 1.6μm
	2.Ra ≤ 0.8μm
	3.Ra ≤ 0.4 (抛光 Polished)

产品订购 Ordering specifications

指定:

- 标准
- 规格
- 金属材质
- 密封材质
- 表面处理
- 数量

Specify:

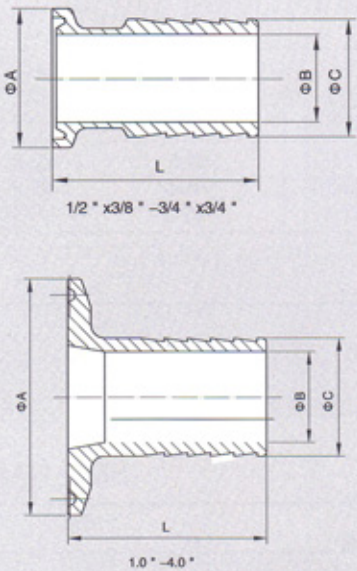
- Standard
- Size
- Steel material
- Seal material
- Surface quality
- Quantity

例 Example

标准 Standard	规格 Size	金属材质 Steel material	密封材质 Seal material	表面处理 Surface quality	数量 Quantity
3A-15MHR	1.5"	304	/	1(Ra ≤ 1.6)	200

快装软管
 Clamp hose couplings

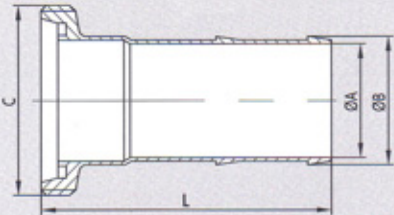
3A / SMS-14MPHR



Size	A	B	C	T
1/2"×1/8"	25.2	1.57	3.73	38.1
1/2"×1/4"	25.2	4.75	7.92	38.1
1/2"×3/8"	25.2	5.5	10.3	38.1
1/2"×1/2"	25.2	9.5	13.7	38.1
1/2"×3/4"	25.2	15.87	21.33	38.1
3/4"×1/8"	25.2	1.57	3.73	38.1
3/4"×1/4"	25.2	4.75	7.92	38.1
3/4"×3/8"	25.2	5.5	10.3	38.1
3/4"×1/2"	25.2	9.5	13.7	38.1
3/4"×3/4"	25.2	15.87	21.33	38.1
1.0"	50.5	20.6	25.4	42.9
1-1/2"	50.5	33.3	38.1	42.9
2.0"	64	46	50.8	58.7
2-1/2"	77.5	58.7	63.5	59.5
3.0"	91	72	76.2	78.6
4.0"	119	97.4	101.6	96.5

 软管云头
 Male hose couplings

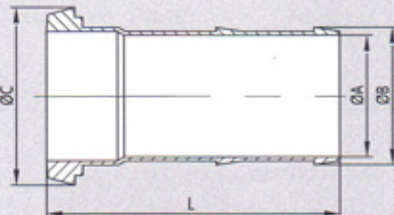
DIN-15MHR



Size	A	B	C	L
10	10	15	Rd28X1/8"	54
15	16	21	Rd34X1/8"	64
20	20	26	Rd44X1/6"	76
25	22	28	Rd52X1/6"	83
32	29	35	Rd58X1/6"	92
40	37	43	Rd65X1/6"	108
50	47	53	Rd78X1/6"	121
65	61	69	Rd95X1/6"	142
80	75	85	Rd110X1/4"	164

 软管接头
 Liner hose couplings

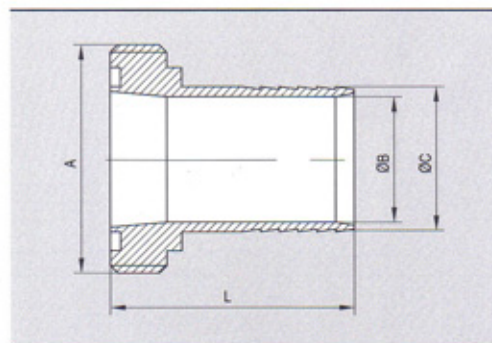
DIN-14MHR



Size	A	B	C	L
10	10	15	22.5	50
15	16	21	28.5	60
20	20	26	36.5	70
25	22	28	44	76
32	29	35	50	85
40	37	43	56	101
50	47	53	68.5	114
65	61	69	86	134
80	75	85	100	156
100	95	105	121	175

软管云头
Male hose

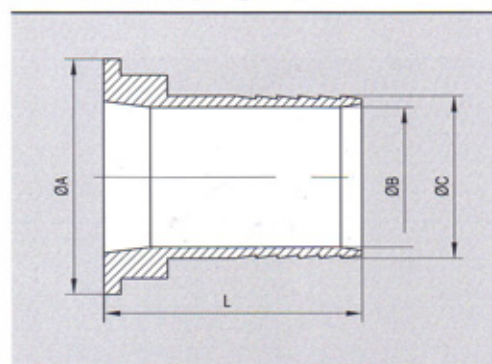
SMS-15MHR



Size	A	B	C	L
25	RD40X1/6"	21.4	25.4	49.2
38	RD60X1/6"	34.1	38.1	53.2
51	RD70X1/6"	44.8	50.8	69
63.5	RD85X1/6"	57.5	63.5	73.8
76.1	RD98X1/6"	70.3	76.3	92.9
101.6	RD125X1/4"	93.6	101.6	118.8

软管接头
Liner hose couplings

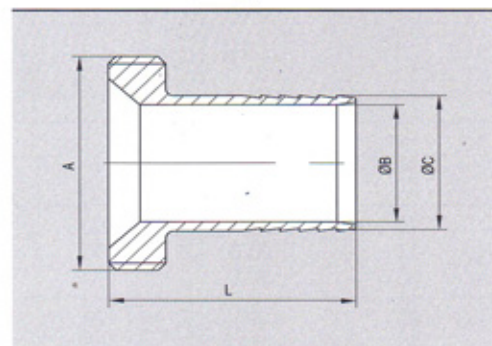
SMS-14MHR



Size	A	B	C	L
25	35.5	21.4	25.4	45.2
38	55	34.1	38.1	50.2
51	65	44.8	50.8	66
63.5	80	57.5	63.5	70.8
76.1	93	70.3	76.2	89.9
101.6	117	93.6	101.6	113.8

软管云头
Male hose couplings

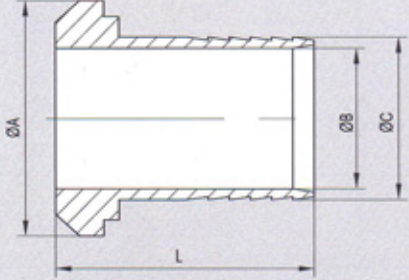
3A-15MHR



Size	A	B	C	L
1"	37.13X8TPI ACME	20.64	25.4	42.86
1.5"	50.65X8TPI ACME	33.34	38.1	42.86
2"	64.16X8TPI ACME	46	50.8	58.74
2.5"	77.67X8TPI ACME	58.74	63.5	59.53
3"	91.19X8PTI ACME	71.44	76.2	88.9
4"	119.25X8TPI ACME	96.84	101.6	101.6

软管接头
Liner hose couplings

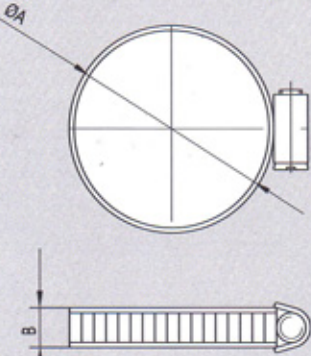
3A-14MHR



Size	A	B	C	L
1"	35.5	20.64	25.4	42.86
1.5"	55	33.34	38.1	42.86
2"	65	46	50.8	58.74
2.5"	80	58.74	63.5	59.53
3"	93	71.44	76.3	88.9
4"	117	96.84	101.6	101.6

软管夹
Hose nozzle

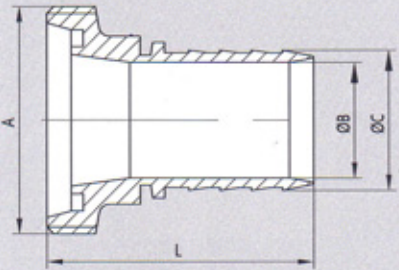
DIN-14MHR



	A	B
12-20		12
16-25		12
20-32		12
25-40		12
32-50		12
40-60		12
50-70		12
60-80		12
70-90		12
80-100		12
90-110		12
100-120		12

云头软管*
Hose male scaled*

DIN-15HMS



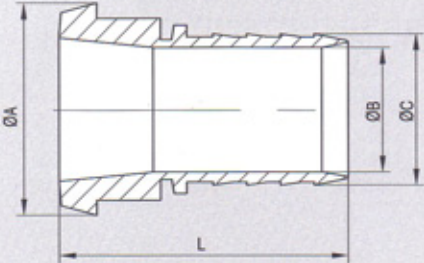
Size	A	B	C	L
25	RD52X1/6"	20	27	77
32	RD58X1/6"	27	34	77
40	RD65X1/6"	35	42	77
50	RD78X1/6"	45	51.9	83
65	RD95X1/6"	60	67	97
80	RD110X1/4"	75	82	116
100	RD130X1/4"	94	102	131

* 下单时请根据相关标准选择
*Orders, please choose allordance with relevant standards

接头软管*

Hose liner scaled*

DIN-14HMS

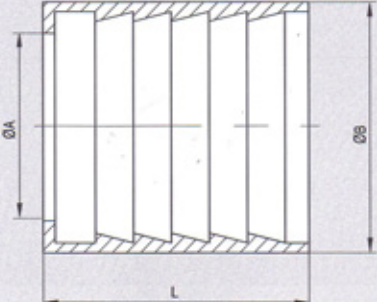


Size	A	B	C	L
25	44	20	27	77
32	27	34	34	77
40	56	35	42	77
50	68.5	45	51.9	83
65	86	60	67	97
80	100	75	82	116
100	121	94	102	131

软管内齿*

Hose nut*

DIN-13HN

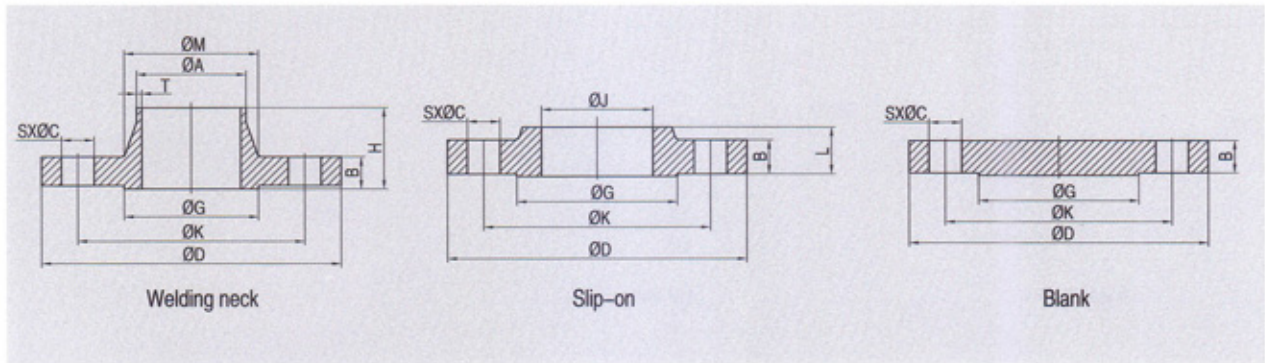


Size	A	B	L
25	35	47	60
32	41	54	60
40	48	65	60
50	60	77	65
65	78.5	101	75
80	92.5	108	90
100	113	142	99

* 下单时请根据相关标准选择

*Orders, please choose allordance with relevant standards

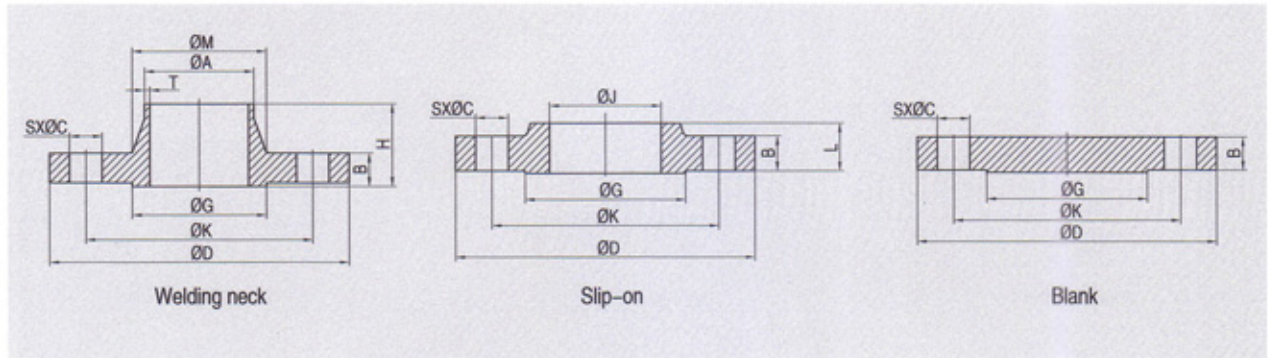
法兰 Flange



B16.5 150LBS

Size	D	K	G	B	H	N	A	M	J	L	SXC	WEIGHT(kg)		
												WN	SO	BL
1/2"	88.9	60.3	34.9	11.1	47.6	15.7	21.3	30.2	22.3	15.9	4x15.9	0.5	0.4	0.4
3/4"	98.4	69.8	42.9	12.7	52.4	20.8	26.7	38.1	27.7	15.9	4x15.9	0.7	0.7	0.7
1"	107.9	79.4	50.8	14.3	55.6	26.7	33.5	49.2	34.5	17.5	4x15.9	1.1	0.8	0.9
1-1/4"	117.5	88.9	63.5	15.9	57.1	35.1	42.2	58.8	43.2	20.6	4x15.9	1.5	1.1	1.3
1-1/2"	127.0	98.4	73.0	17.5	61.9	40.9	48.3	65.1	49.5	22.2	4x15.9	1.8	1.4	1.6
2"	152.4	120.6	92.1	19.0	63.5	52.6	60.3	77.8	62.0	25.4	4x19.0	2.7	2.2	2.6
2-1/2"	177.8	139.7	104.8	22.2	69.8	62.7	73.1	90.5	74.7	28.6	4x19.0	4.4	3.6	4.1
3"	190.5	152.4	127.0	23.8	69.8	78.0	88.9	107.9	90.7	30.2	4x19.0	5.2	4.1	5.0
3-1/2"	215.9	177.8	139.7	23.8	71.4	90.2	101.6	122.2	103.4	31.7	8x19.0	6.4	5.2	6.4
4"	228.6	190.5	157.2	23.8	76.2	102.4	114.3	134.9	116.1	33.3	8x19.0	7.5	5.6	7.1
5"	254.0	215.9	185.7	23.8	88.9	128.3	141.2	163.5	143.8	36.5	8x22.2	9.2	6.3	9.0
6"	297.4	241.3	215.9	25.4	88.9	154.2	168.4	192.1	170.7	39.7	8x22.2	11	7.5	11.8
8"	342.9	298.4	269.9	28.6	101.6	202.7	219.1	246.1	221.5	44.4	8x22.2	18.3	12.6	21.0
10"	406.4	361.9	323.8	30.2	101.6	254.5	273.0	304.8	276.3	49.2	12x25.4	25.0	18.5	30.0
12"	482.6	431.8	381.0	31.7	114.3	304.8	323.8	365.1	327.1	55.6	12x25.4	39.0	28.0	45.0
14"	533.4	476.2	412.7	34.9	127.0	336.5	355.6	400.0	359.1	57.1	12x28.6	51.0	36.0	59.0
16"	596.9	539.7	469.9	36.5	127.0	387.3	406.4	457.2	410.5	63.5	16x28.6	60.0	46.0	79.0
18"	635.0	577.8	533.4	39.7	139.7	438.1	457.2	504.8	461.8	68.3	16x31.7	71.0	50.0	97.0
20"	698.5	635.0	584.2	42.9	144.5	488.9	508.0	558.8	513.1	73.0	20x31.7	88.0	64.0	124
22"	749.3	692.1	641.2	46.0	149.2	539.7	558.8	609.6	564.4	79.4	20x34.9	102	72.0	151
24"	812.8	749.3	692.1	47.6	152.4	590.5	609.6	663.6	615.9	82.5	20x34.9	119	89.0	188

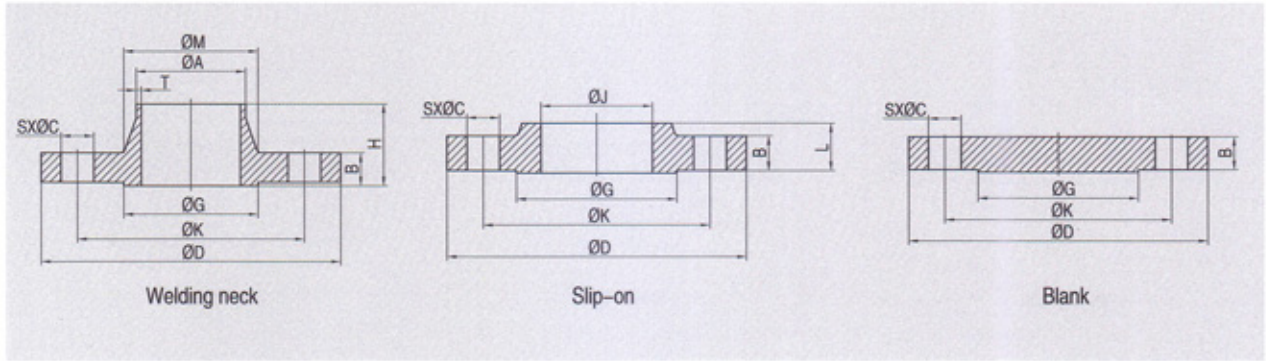
法兰 Flange



B16.5 300LBS

Size	D	K	G	B	H	N	A	M	J	L	SXC	WEIGHT(kg)		
												WN	SO	BL
1/2"	95.2	66.7	34.9	14.3	52.4	15.7	21.3	38.1	22.3	22.2	4x15.9	0.9	0.7	0.7
3/4"	117.5	82.5	42.9	15.9	57.1	20.8	26.7	47.6	27.7	25.4	4x19.0	1.5	1.1	1.2
1"	123.8	88.9	50.8	17.5	61.9	26.7	33.5	54.0	34.5	27.0	4x19.0	1.9	1.4	1.5
1 1/4"	133.3	98.4	63.5	19.0	65.1	35.1	42.2	63.5	43.2	27.0	4x19.0	2.6	1.8	2.0
1 1/2"	155.6	114.3	73.0	20.6	68.3	40.9	48.3	69.8	49.5	30.2	4x22.2	3.3	2.6	2.9
2"	165.1	127.0	92.1	22.2	69.8	52.6	60.3	84.1	62.0	33.3	8x19.0	3.6	3.4	3.4
2 1/2"	190.5	149.2	104.8	25.4	76.2	62.7	73.1	100.0	74.7	38.1	8x22.2	5.4	4.4	5.1
3"	209.5	168.3	127.0	28.6	79.4	78.0	88.9	117.5	90.7	42.9	8x22.2	7.4	6.1	7.0
3 1/2"	228.6	184.1	139.7	30.2	81.0	90.2	101.6	133.3	103.4	44.4	8x22.2	8.9	7.5	8.9
4"	254.0	200.0	157.2	31.7	85.7	102.4	114.3	146.0	116.1	47.6	8x22.2	11.9	10.1	11.8
5"	279.4	234.9	185.7	34.9	98.4	128.3	141.2	177.8	143.8	50.8	8x22.2	16.0	12.5	15.5
6"	317.5	269.9	215.9	36.5	98.4	154.2	168.4	206.4	170.7	52.4	12x22.2	20.2	14.1	21.3
8"	381.0	330.2	269.9	41.3	111.1	202.7	219.1	260.3	221.5	61.9	12x25.4	31.0	24.8	35.2
10"	444.5	387.3	323.4	47.6	117.5	254.5	273.0	320.7	276.3	66.7	16x28.6	44.3	37.1	57.0
12"	520.7	450.8	381.0	50.8	130.2	304.8	323.8	374.6	327.1	73.0	16x31.7	64.0	50.0	82.0
14"	584.2	514.3	412.7	54.0	142.9	336.5	355.6	425.4	359.1	76.2	20x31.7	88.0	70.0	106
16"	647.7	571.5	469.9	57.1	146.0	387.3	406.4	482.6	410.5	82.5	20x34.9	113	90.0	140
18"	711.2	628.6	533.4	60.3	158.7	438.1	457.2	533.4	461.8	88.9	24x34.9	134	112	178
20"	774.7	685.8	584.2	63.5	161.9	488.9	508.0	587.4	513.1	95.2	24x34.9	171	133	223
22"	838.2	742.9	641.2	66.7	165.1	539.7	558.8	641.2	564.4	101.6	24x41.3	195	197	270
24"	914.4	812.8	692.1	69.8	168.3	590.5	609.6	701.7	615.9	106.4	24x41.3	238	208	345

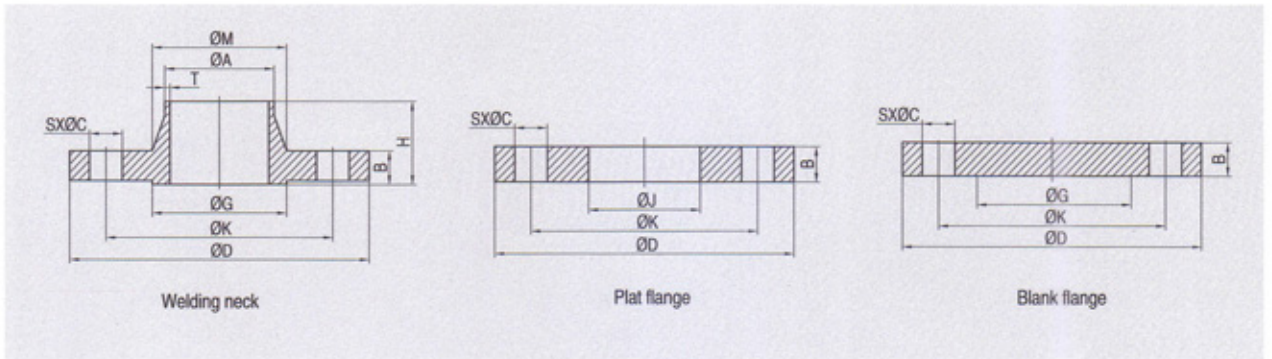
法兰 Flange



B16.5 600LBS

Size	D	K	G	B	H	N	A	M	J	L	SXC	WEIGHT(kg)		
												WN	SO	BL
1/2"	95.2	66.7	34.9	14.3	52.4	15.7	21.3	38.1	22.3	22.2	4x15.9	0.9	0.8	0.7
3/4"	117.5	82.5	42.9	15.9	57.1	20.8	26.7	47.6	27.7	25.4	4x19.0	1.5	1.4	1.2
1"	123.8	88.9	50.8	17.5	61.9	26.7	33.5	54.0	34.5	27.0	4x19.0	1.9	1.6	1.5
1-1/4"	133.3	98.4	63.5	20.6	66.7	35.1	42.2	63.5	43.2	28.6	4x19.0	2.6	2.1	2.0
1-1/2"	155.6	114.3	73.0	22.2	69.8	40.9	48.3	69.8	49.5	31.7	4x22.2	3.3	3.1	3.2
2"	165.1	127.0	92.1	25.4	73.0	52.6	60.3	84.1	62.0	36.5	8x19.0	4.7	3.7	4.3
2-1/2"	190.5	149.2	104.8	28.6	79.4	62.7	73.1	100.0	74.7	41.3	8x22.2	6.5	5.4	6.0
3"	209.5	168.3	127.0	31.7	82.5	78.0	88.9	117.5	90.7	46.0	8x22.2	8.7	7.3	8.0
3-1/2"	228.6	184.1	139.7	34.9	85.7	90.2	101.6	133.3	103.4	49.2	8x25.4	11.2	8.9	10.5
4"	273.0	215.9	157.2	38.1	101.6	102.4	114.3	152.4	116.1	54.0	8x25.4	18.1	11.8	18.0
5"	330.2	266.7	185.7	44.4	114.3	128.3	141.2	188.9	143.8	60.3	8x28.6	30.5	24.5	28.5
6"	355.6	292.1	215.9	47.6	117.5	154.2	168.4	222.2	170.7	66.7	12x28.6	36.2	29.5	35.5
8"	419.1	349.2	269.9	55.6	133.3	202.7	219.1	273.0	221.5	76.2	12x31.7	56.5	43.0	58.0
10"	508.0	431.8	323.4	63.5	152.4	254.5	273.0	342.9	276.3	85.7	16x34.9	91.0	70.0	98.0
12"	558.8	488.9	381.0	66.7	155.6	304.8	323.8	400.0	327.1	92.1	20x34.9	105	86.0	125
14"	603.2	527.0	412.7	69.8	165.1	336.5	355.6	431.8	359.1	93.7	20x38.1	125	100	151
16"	685.8	603.2	469.9	76.2	177.8	387.3	406.4	459.3	410.5	106.4	20x41.3	178	142	210
18"	742.9	654.0	533.4	82.5	184.1	438.1	457.2	546.1	461.8	117.5	20x44.4	261	175	287
20"	812.8	723.9	584.2	88.9	190.5	488.9	508.0	609.6	513.1	127.0	24x44.4	268	232	366
22"	869.9	777.9	641.2	95.2	196.8	539.7	558.8	666.7	564.4	133.3	24x47.6	328	292	437
24"	939.8	838.2	692.1	101.6	203.2	590.5	609.6	717.5	615.9	139.7	24x50.8	380	330	532

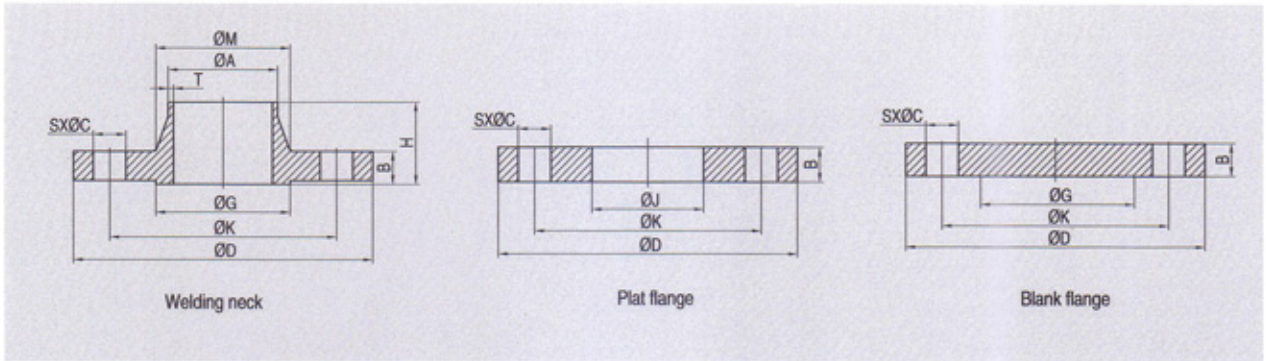
法兰 Flange



EN1092-1 PN6

DN	D	K	G	B	H	T	A	M	J	L	SXC	WEIGHT(kg)		
												WN	PL	BL
15	80	55	40	12	30	2	21.3	30	21.3	12	4x11	0.39	0.41	0.72
20	90	65	50	14	32	2.3	26.9	38	26.9	14	4x11	0.59	0.6	1.01
25	100	75	60	14	35	2.6	33.7	42	33.7	14	4x11	0.75	0.74	1.23
32	120	90	70	14	35	2.6	42.4	55	42.4	16	4x14	1.05	1.19	1.8
40	130	100	80	14	38	2.6	48.3	62	48.3	16	4x14	1.18	1.39	2.09
50	140	110	90	14	38	2.9	60.3	74	60.3	16	4x14	1.34	1.53	2.88
65	160	130	110	14	38	2.9	76.1	88	76.1	16	4x14	1.67	1.89	3.66
80	190	150	128	16	42	3.2	88.9	102	88.9	18	4x18	2.71	2.98	4.77
100	210	170	148	16	45	3.6	114.3	130	114.3	18	4x18	3.24	3.46	5.65
125	240	200	178	18	48	4	139.7	155	139.7	20	8x18	4.49	4.6	8.42
150	265	225	202	18	48	4.5	168.3	184	168.3	20	8x18	5.15	5.22	10.4
200	320	280	258	20	55	5.9	219.1	236	219.1	22	8x18	7.78	7.15	46.5
250	375	335	312	22	60	6.3	273	290	273	24	12x18	10.8	9.61	24
300	440	395	365	22	62	7.1	323.9	342	323.9	24	12x22	14	12.6	30.9
350	490	445	415	22	62	7.1	355.6	385	355.6	26	16x22	18.5	15.6	40.6
400	540	495	465	22	65	7.1	406.4	438	406.4	28	20x22	21.2	18.4	49.4
500	645	600	570	24	68	7.1	508	538	508	30	20x22	28.6	24.6	75
600	755	705	670	24	70	7.1	610	640	610	30	24x26	31.5	32.4	91.4

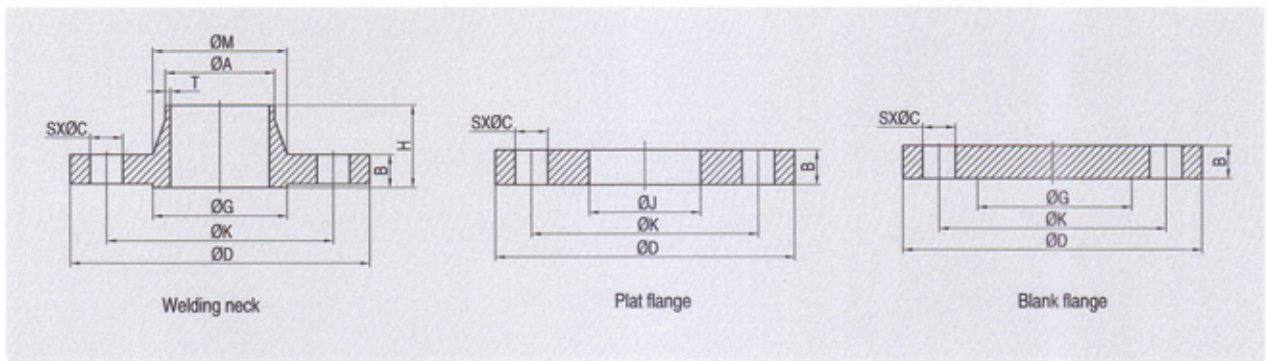
法兰 Flange



EN1092-1 PN10

DN	D	K	G	B	H	T	A	M	J	L	SXC	WEIGHT(kg)		
												WN	PL	BL
15	95	65	45	14	35	2	21.3	32	21.3	14	4x14	0.65	0.68	0.72
20	105	75	58	16	38	2.3	26.9	40	26.9	16	4x14	0.95	0.94	1.01
25	115	85	68	16	38	2.6	33.7	45	33.7	16	4x14	1.14	1.14	1.23
32	140	100	78	16	40	2.6	42.4	56	42.4	16	4x18	1.69	1.66	1.8
40	150	110	88	16	42	2.6	48.3	64	48.3	16	4x18	1.86	1.89	2.09
50	165	125	102	18	45	2.9	60.3	75	60.3	18	4x18	2.53	2.51	2.88
65	185	145	122	18	45	2.9	76.1	90	76.1	18	4x18	3.06	3.0	3.66
80	200	160	138	20	50	3.2	88.9	105	88.9	20	8x18	3.7	3.75	4.77
100	220	180	158	20	52	3.6	114.3	131	114.3	20	8x18	4.62	4.2	5.65
125	250	210	188	22	55	4	139.7	156	139.7	22	8x18	6.3	5.71	8.42
150	285	240	212	22	55	4.5	168.3	184	168.3	22	8x22	7.75	6.72	10.4
200	340	295	268	24	62	5.9	219.1	235	219.1	24	8x22	11.3	9.31	46.5
250	395	350	320	26	68	6.3	273	292	273	26	12x22	14.7	12.5	24
300	445	400	370	26	68	7.1	323.9	344	323.9	26	12x22	17.4	13.8	30.9
350	505	460	430	26	68	7.1	355.6	385	355.6	26	16x22	23.6	20.6	40.6
400	565	515	482	26	72	7.1	406.4	440	406.4	26	16x26	28.6	27.9	49.4
500	670	620	585	28	75	7.1	508	542	508	28	20x26	38.1	41.1	75
600	780	725	685	28	80	7.1	610	642	610	28	20x30	44.6	45.2	91.4

法兰 Flange

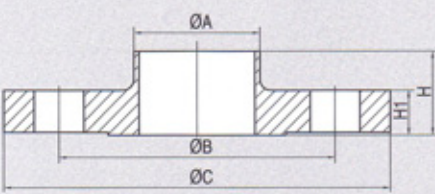


EN1092-1 PN16

DN	D	K	G	B	H	T	A	M	J	L	SXC	WEIGHT(kg)		
												WN	PL	BL
15	95	65	45	14	35	2	21.3	32	21.3	14	4x14	0.65	0.68	0.72
20	105	75	58	16	38	2.3	26.9	40	26.9	16	4x14	0.95	0.94	1.01
25	115	85	68	16	38	2.6	33.7	45	33.7	16	4x14	1.14	1.14	1.23
32	140	100	78	16	40	2.6	42.4	56	42.4	16	4x18	1.69	1.66	1.8
40	150	110	88	16	42	2.6	48.3	64	48.3	16	4x18	1.86	1.89	2.09
50	165	125	102	18	45	2.9	60.3	75	60.3	18	4x18	2.53	2.51	2.88
65	185	145	122	18	45	2.9	76.1	90	76.1	18	4x18	3.06	3.0	3.66
80	200	160	138	20	50	3.2	88.9	105	88.9	20	8x18	3.7	3.75	4.77
100	220	180	158	20	52	3.6	114.3	131	114.3	20	8x18	4.62	4.2	5.65
125	250	210	188	22	55	4	139.7	156	139.7	22	8x18	6.3	5.71	8.42
150	285	240	212	22	55	4.5	168.3	184	168.3	22	8x22	7.75	6.72	10.4
200	340	295	268	24	62	5.9	219.1	235	219.1	24	12x22	11.3	9.31	16.1
250	405	355	320	26	70	6.3	273	292	273	26	12x26	15.6	11.7	24.9
300	460	410	378	28	78	7.1	323.9	344	323.9	28	12x26	22	15.1	35.1
350	520	470	438	30	82	8	355.6	390	355.6	30	16x26	31.2	22	47.8
400	580	525	490	32	85	8	406.4	445	406.4	32	16x30	39.3	27.4	63.5
500	715	650	610	34	90	8	508	548	508	34	20x33	61	42.2	102
600	840	770	725	36	95	8.8	610	652	610	36	20x36	75.4	73.2	174

对焊法兰
 Welding flange

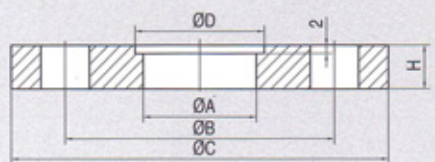
DIN 2576-DIN 11850



DN	A	B	C	H1	H
10	13 x 1.5	60	90	14	35
15	19 x 1.5	65	95	14	35
20	23 x 1.5	75	105	14	38
25	29 x 1.5	85	115	16	38
32	35 x 1.5	100	140	16	40
40	41 x 1.5	110	150	16	42
50	53 x 1.5	125	165	16	45
65	70 x 2	145	185	16	45
80	85 x 2	160	200	18	50
100	104 x 2	180	220	18	52
125	129 x 2	210	250	18	55
150	154 x 2	240	285	18	55

 平板法兰
 Plat flange

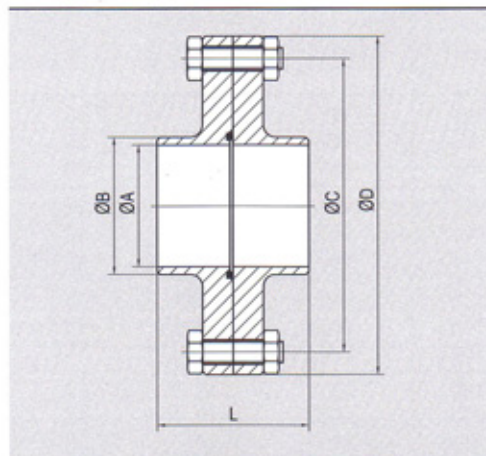
DIN 2576-DIN 11850



DN	A	B	C	D	H
10	10	60	90	13.2	14
15	16	65	95	19.2	14
20	20	75	105	23.2	14
25	26	85	115	29.2	16
32	32	100	140	35.2	16
40	38	110	150	41.2	16
50	50	125	165	53.2	16
65	66	145	185	70.5	16
80	81	160	200	85.2	18
100	100	180	220	104.5	18
125	125	210	250	129.5	18
150	150	240	285	154.5	18
200	200	295	340	204.5	20

法兰组件 Flange fittings

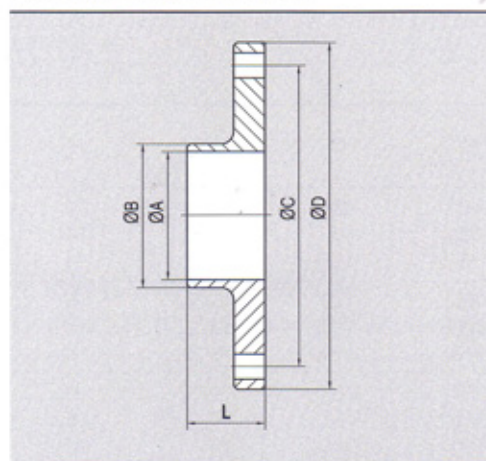
DIN11850



DN	A	B	C	D	L
10	10	15	44	62	40
15	16	21	50	68	40
20	20	25	59	75	40
25	26	32	73	87	40
32	32	37	78	92	40
40	38	43	82.5	97	50
50	50	55	95.5	110	50
65	66	72	112.5	127	50
80	81	87	127.5	142	60
100	100	106	147.5	162	60
125	125	132	180	200	80
150	150	157	210	230	90

平面焊接法兰 Welding flange with plat

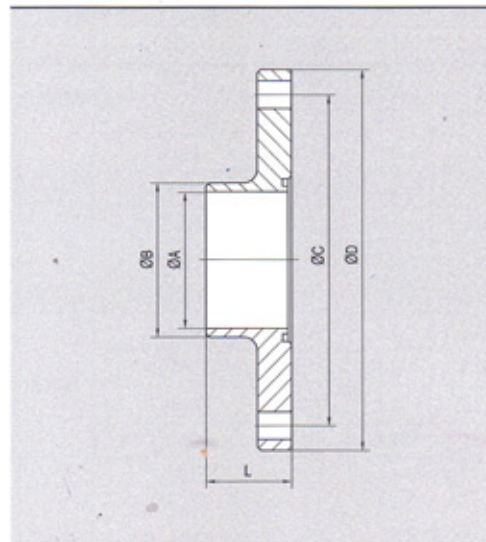
DIN11850



DN	A	B	C	D	L
10	10	15	44	62	20
15	16	21	50	68	20
20	20	25	59	75	20
25	26	32	73	87	20
32	32	37	78	92	20
40	38	43	82.5	97	25
50	50	55	95.5	110	25
65	66	72	112.5	127	25
80	81	87	127.5	142	30
100	100	106	147.5	162	30
125	125	132	180	200	40
150	150	157	210	230	45

凹面焊接法兰 Welding flange with concave

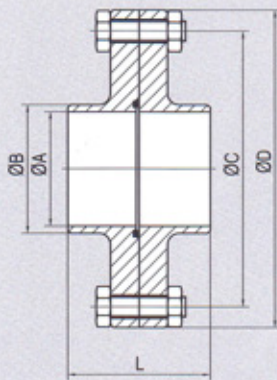
DIN11850



DN	A	B	C	D	L
10	10	15	44	62	20
15	16	21	50	68	20
20	20	25	59	75	20
25	26	32	73	87	20
32	32	37	78	92	20
40	38	43	82.5	97	25
50	50	55	95.5	110	25
65	66	72	112.5	127	25
80	81	87	127.5	142	30
100	100	106	147.5	162	30
125	125	132	180	200	40
150	150	157	210	230	45

法兰组件
Flange fittings

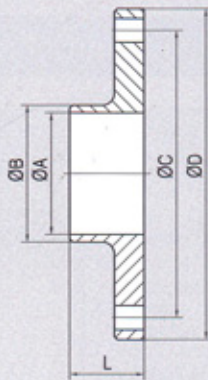
Inch



DN	A	B	C	D	L
1.0"	22.1	25.4	73	87	40
1.5"	34.8	38.1	82.5	97	50
2.0"	47.5	50.8	95.5	110	50
2.5"	60.2	63.5	112.5	127	50
3"	72.9	76.2	127.5	142	60
4"	97.38	101.6	147.5	162	60

平面法兰
Welding flange with plat

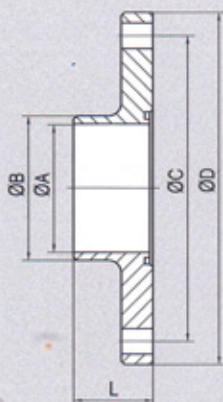
Inch



DN	A	B	C	D	L
1.0"	22.1	25.4	73	87	20
1.5"	34.8	38.1	82.5	97	25
2.0"	47.5	50.8	95.5	110	25
2.5"	60.2	63.5	112.5	127	25
3"	72.9	76.2	127.5	142	30
4"	97.38	101.6	147.5	162	30

凹面焊接法兰
Welding flange with concave

Inch




DN	A	B	C	D	L
1.0"	22.1	25.4	73	87	20
1.5"	34.8	38.1	82.5	97	25
2.0"	47.5	50.8	95.5	110	25
2.5"	60.2	63.5	112.5	127	25
3"	72.9	76.2	127.5	142	25
4"	97.38	101.6	147.5	162	25

JIMSOAR

不锈钢管系列

Stainless Steel tube





概述 Summarize:

傑濠公司生产DIN11850、3A、SMS3008、ISO1127、BS4825-1、ASME BPE、GB/T 17395系列标准卫生级焊管和无缝管，所有标准卫生管可按客户要求要求进行不同的抛光处理。

所有金属材质均可提供EN10204，3.1B证书。

Jimsoar can produce sanitary pipe and seamless pipe with DIN11850, 3A, SMS3008, ISO1127, BS4825-1, ASME BPE, GB/T 17395 standards . and polished as client's requirements .

Wanguo provide 3.1B certification of EN10204 for all the steel material.

技术参数 Technical date

标准 Standard	DIN11850、3A、SMS3008、ISO1127、BS4825-1、ASME BPE、GB/T 17395
尺寸 Size	1"-8" DN10-DN200 17.2-168.3
金属材质 Steel material	304, 304L, 316, 316L
表面处理 Surface qualities	1) 180 Grit
	2) 240 Grit
	3) 320 Grit
	4) 420 Grit
	5) Unpolished

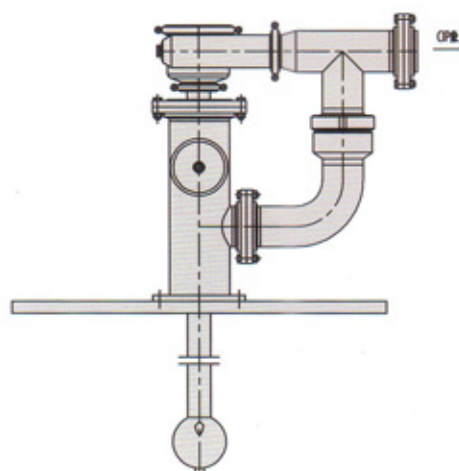
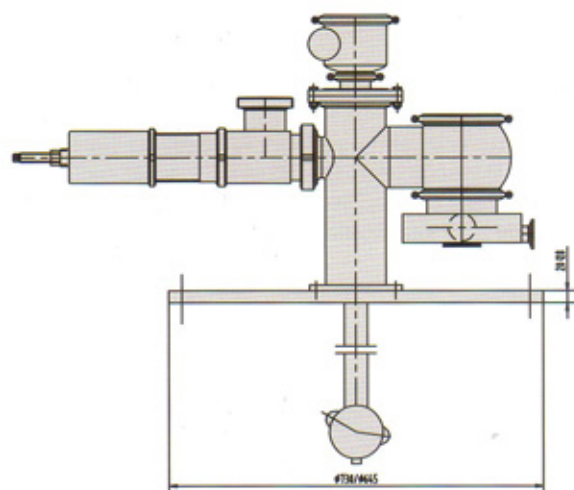
**产品订购
Ordering specifications**

指定:	· 标准	Specify:	· Standard
	· 规格		· Size
	· 金属材质		· Steel material
	· 表面处理		· Surface quality
	· 数量		· Quantity

例 Example

标准 Standard	规格 Size	金属材质 Steel material	表面处理 Surface quality	数量 Quantity
3A	1.5"	304	2) 240 Grit	5000

罐用安全组件 Air cleaning combination



组成部分：

1. 弹簧压力调节阀
2. 旋转喷球清洗机构
3. 防止真空阀
4. 清洗球

Possible equipment

1. Pressures valve
2. Rolling cleaning ball
3. Check vacuum valve
4. Spray ball

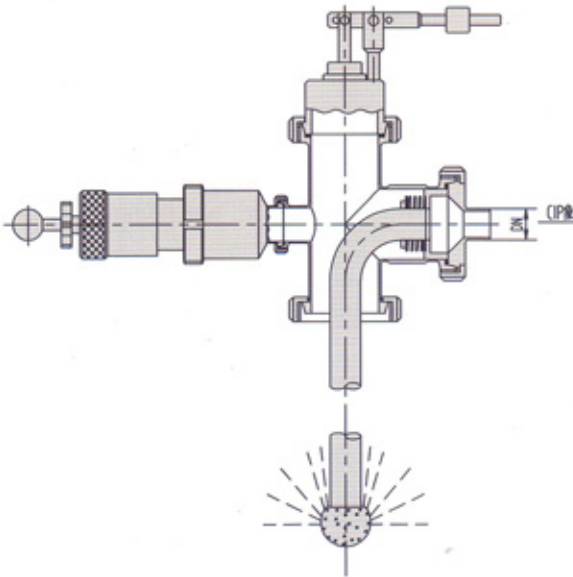
技术参数

使用温度：-10°C ~ +120°C
 压力调节阀排气压力：0~4bar
 防止真空阀开启压力：0.0025bar 低压时气体密封
 清洗球清洗压力：2.3~4.3Mpa
 喷射直径：2~10m
 流量：7~29m³/h
 带有自清洗槽

Tech Pata:

Temperature range:-10°C ~ +120°C
 Pressures valve eshaust pressure:0~4bar
 Open valve pressure:0.0025bar
 Cleaning pressure:2.3~4.3Mpa
 Spray diameter:2~10m
 Flow:7~29/h
 Self cleaning channel



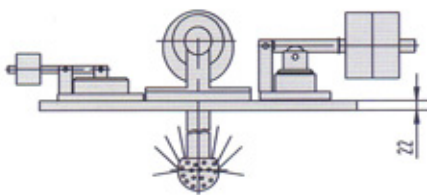


组成部分

- 1.防止真空阀
- 2.安全阀
- 3.清洗球
- 4.止回阀

Possible equipment

- 1.Vacuum valve check
- 2.Safety valve
- 3.Spray ball
- 4.Check valve

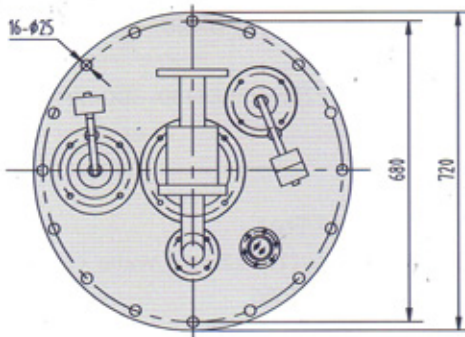


组成部分

- 1.防止真空阀
- 2.气液分流器
- 3.自动排气阀
- 4.清洗球
- 5.视镜

Possible equipment

- 1.Vacuum valve check
- 2.Gas-liquid splitter valve
- 3.Auto-exhaust valve
- 4.Spray ball
- 5.Sight glass



使用温度: $-10^{\circ}\text{C} \sim +20^{\circ}\text{C}$

自动排气阀开启压力: 0.5~1.5bar

防止真空阀开启压力: 0.01176bar

气液分流器清洗工作压力: 3bar

根据罐的容积选配不同口径的排气阀和真空阀

Temperature range:

$-10^{\circ}\text{C} \sim +20^{\circ}\text{C}$

Open valve pressure:

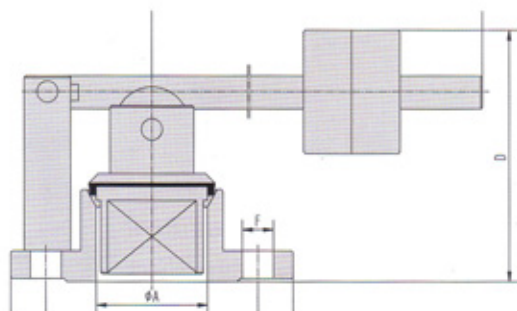
0.5~1.5bar

Open valve pressure:

0.01176bar

Working pressure: 3bar

自动排气阀 (安全阀) Auto-eshhaust Valve



技术参数

公称压力: 1.5bar

控制压力: 有两档: 一个重锤为A级 0.5~1bar

两个重锤为B级 1~1.5bar

(允许误差为0.098bar)

适用温度T: -10~+80°C

排气量:

0.5bar: DN40: 90m³/h; DN65: 170m³/h

1bar: DN40: 150m³/h; DN65: 300m³/h

1.5bar: DN40: 200m³/h; DN65: 380m³/h

Tech pata

Nominal pressure: 1.5bar

Control Pressure: Two level: A level: one hammer
0.5~1bar

B level: Two hammer 1~1.5bar

Applicable Temp T: -10~+80°C

Exhaust Volume:

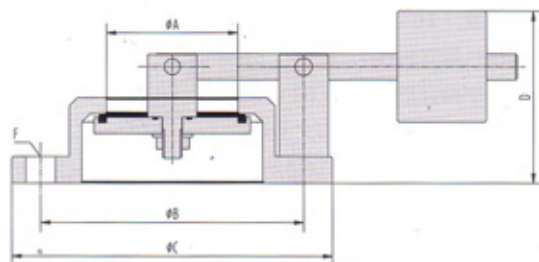
0.5bar: DN40: 90m³/h; DN65: 170m³/h

1bar: DN40: 150m³/h; DN65: 300m³/h

1.5bar: DN40: 200m³/h; DN65: 380m³/h

DN	A	B	C	D	E	F
40	37	125	160	117	280	4-Ø18
65	66	130	160	191	385	4-Ø18

防止真空阀 Check Vacuum Valve



DN	A	B	C	D	E	F
65	66	160	195	100	190	4-Ø18
80	81	160	195	104	210	4-Ø18
100	100	200	235	125	242	8-Ø18

技术参数

公称压力HP: 1.5bar

开启真空度PK: 0.1176±0.00196bar (120±20mm水柱)

适用温度 T: -10~+80°C

吸气量:

-100mm 水柱: DN60: 90m³/h; DN80: 120m³/h; DN100:
180m³/h

-200mm 水柱: DN60: 220m³/h; DN80: 300m³/h; DN100:
180m³/h

Tech Pata

Nominal pressure HP: 1.5bar

PK: 0.1176±0.00196bar (120±20mm water column)

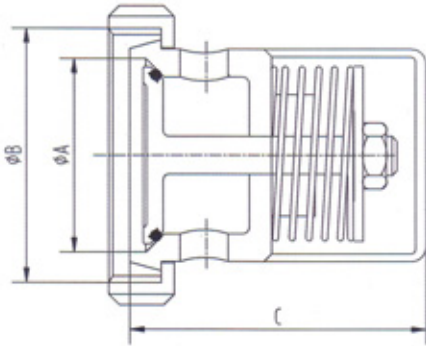
Applicable temp T: -10~+80°C

Air absorbing volume:

-100mm water column: DN60: 90m³/h; DN80: 120m³/h;
DN100: 180m³/h

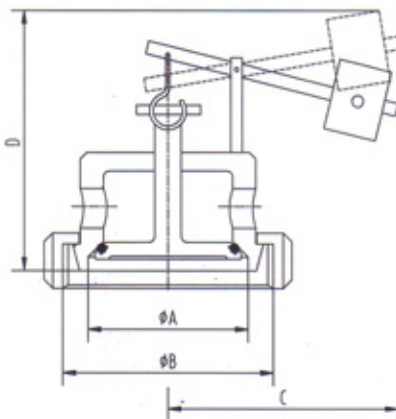
-200mm water column: DN60: 220m³/h; DN80: 300m³/h;
DN100: 180m³/h

防止真空阀
Check Vacuum Valve



DN	A	B	C
40	37	Rd65x1/6"	61
50	49	Rd78x1/6"	69
65	66	Rd95x1/6"	83
80	81	Rd110x1/4"	106
100	100	Rd130x1/4"	230

防止真空阀
Check Vacuum Valve



DN	A	B	C	D
40	37	Rd65x1/6"	70	85
50	49	Rd78x1/6"	80	105
65	66	Rd95x1/6"	92	130
80	81	Rd110x1/4"	111	140
100	100	Rd130x1/4"	135	218

压力人孔 Pressure Man Hole



该压力型人孔主要应用在食品，酿酒，饮料，制药等工业领域压力容器上。

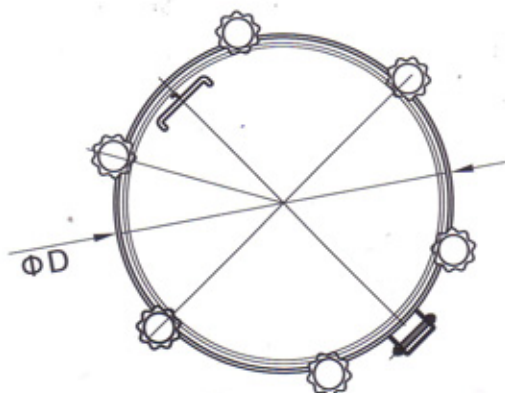
外开式人孔盖子
塑料手轮或不锈钢手轮
带法兰式窥视镜
由任式窥视镜
内表面：Ra0.8um-0.5um
外表面：抛光处理、亚光处理、喷砂处理
最大压力：5.0bar
垫圈：EPDM、NBR、SILICON、FPM 符合FDA177.1600
高度 100，120，150
材质：
AISI304(1.4301)/316L(1.4404)

高度 (H1) 可制作成120MM,150MM等；壁厚可以制作4MM或其它的壁厚；手轮数量也可根据客户要求改变

The pressure type man hole is mainly used for pressure vessel in the fields of food, beverage, chemical, etc.

Outward opening man hole cover
Plastic hand wheel or stainless steel hand wheel
Sight glass with flange
Union type sight glass
Internal surface: Ra0.8um-0.5um
Outside surface: polishing finished, sub-light finished, sand-blasting finished.
Max. pressure: 5.0bar
Gasket:EPDM,NBR,SILICON,FPM in accordance with FDA177.1600
Height: 100,120,150
Material:AISI304(1.4301)/316L(1.4404)

Height(H1) can be changed to 120mm, 150mm, etc. The thickness can be changed to 4mm or other Sizes. The amount of handles can be changed according to request of customers



尺寸(mm)
dimensions (mm)

D	高度 (Height)	壁厚 (thickness)
400.0	120.0	3.0
430.0	120.0	3.0
450.0	120.0	3.0
500.0	120.0	3.0
600.0	120.0	4.0

方型人孔 Square Man Hole Cover



该人孔主要应用在食品，酿酒，饮料，制药等工业领域罐设备上。

外开式人孔盖子

扳手式手柄，手轮式手柄

内表面：Ra0.8 μ m-0.5 μ m

外表面：抛光处理、亚光处理、喷砂处理

最大压力：1.0bar

垫圈：EPDM、NBR、SILICON、FPM 符合FDA177.2600

高度：65，80，100，120，150

材质：AISI304(1.4301)/316L(1.4404)

高度(H1)可根据客户要求；壁厚可根据客户要求；

The man hole is mainly used for tanks in the fields of food, beverage, chemical, etc.

Outward opening man hole cover

Spanner type handle, hand wheel handle

Internal surface: Ra0.8 μ m-0.5 μ m

Outside surface: polishing finished, sub-light finished, sand-blasting finished.

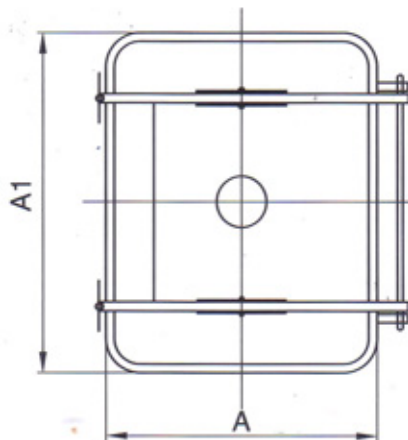
Max. pressure: 1.0bar

Gasket: EPDM, NBR, SILICON, FPM in accordance with FDA177.1600

Height: 65, 80, 100, 120, 150

Material: AISI304(1.4301)/316L(1.4404)

Height(H1) and the thickness can be changed according to request of customers. vemical, etc.

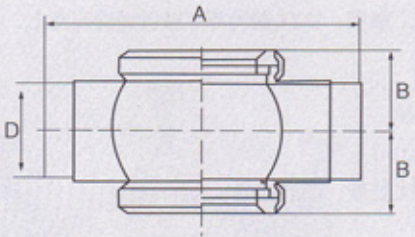


尺寸(mm)
dimensions (mm)

A	A1	高度(Height)
330.0	430.0	65.0
435.0	512.0	100.0

焊接式视镜 (A)
Welded Sight glass (A)

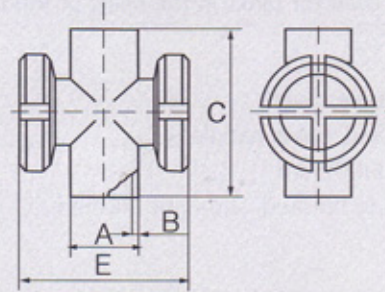
No.1073



Size	D	A	B
1s	25.4	110	32
1.25s	31.8	120	35
1.5s	38.1	140	38
2s	50.8	164	44
2.5s	63.5	190	51
3s	76.2	200	57
4s	101.6	230	70

焊接式视镜 (B)
Welded Sight glass (B)

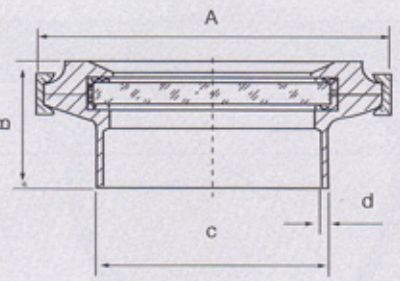
No.1074



Size	A	B	C	E
1.5s	38.1	1.5	98	113
2s	50.8	1.5	121	126
2.5s	63.5	2	135	140
3s	76.2	2	150	165
4s	101.6	2	200	193
DN40	40	1.5	100	115
DN50	53	1.5	121	128
DN65	70	2	135	147
DN80	85	2	165	174
DN100	104	2	200	195

焊接式视镜 (C)
Welded Sight glass (C)

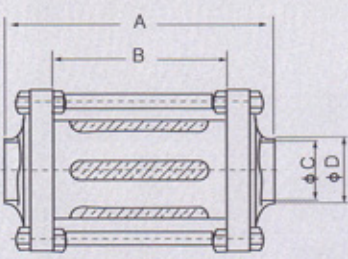
No.1075



Size	A	B	C	D
1s	60	32	25.4	1.5
1.25s	74	34	31.8	1.5
1.5s	74	34	38.1	1.5
2s	101	35	50.8	1.5
2.5s	101	35	63.5	2
3s	116	35	76.2	2
4s	129	35	101.6	2
DN25	60	32	28	1.5
DN32	74	34	34	1.5
DN40	74	34	40	1.5
DN50	101	35	53	1.5
DN65	101	35	70	2
DN80	116	35	85	2
DN100	129	35	104	2

焊接式直通视镜
Welded Straight Sight glass

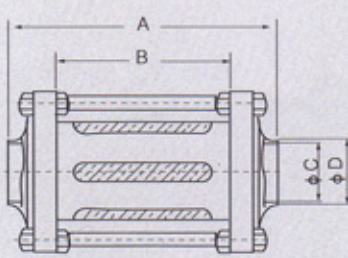
No.1076



Size	A	B	C	D
1s	136	89	22.4	25.4
1.25s	136	89	29	32
1.5s	136	89	35	38
2s	136	84	48	51
2.5s	140	86	59.5	63.5
3s	142	80	72	76
4s	146	66	97.6	101.8

焊接式直通视镜
Welded Straight Sight glass

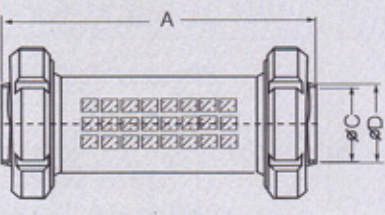
No.1077



Size	A	B	C	D
DN25	136	89	25/26	28/29
DN32	136	89	31/32	34/35
DN40	136	89	37/38	40/41
DN50	136	84	49/50	52/53
DN65	140	82	66	70
DN80	144	80	81	85
DN100	146	66	100	104

活接式直通视镜
Union Straight Sight glass

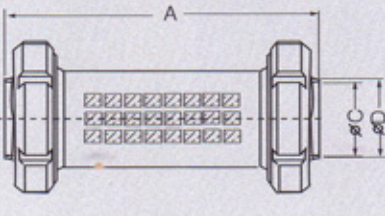
No.1078



Size	A	B	C	D
1s	202		22.4	25.4
1.25s	202		29	32
1.5s	202		35	38
2s	202		48	51
2.5s	202		59.5	63.5
3s	202		72	76
4s	202		97.6	101.6

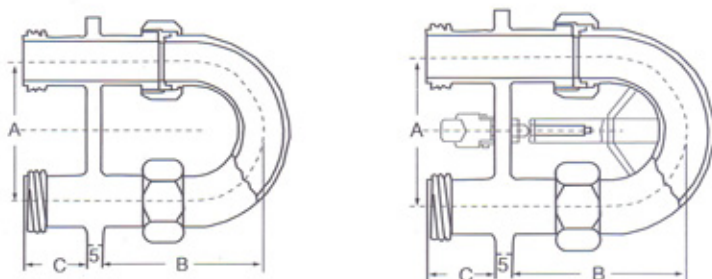
活接式直通视镜
Union Straight Sight glass

No.1079

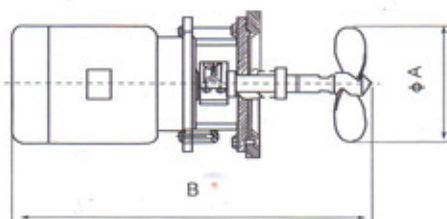
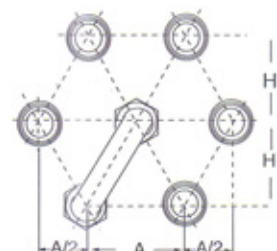
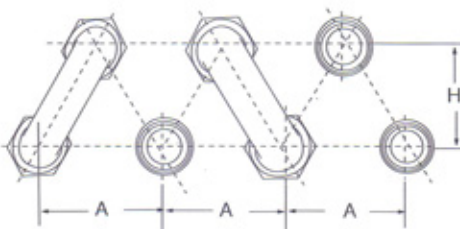
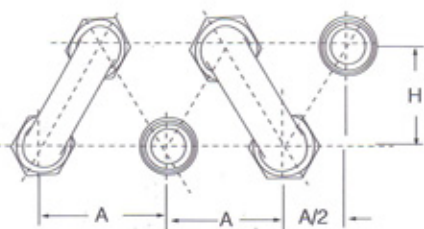
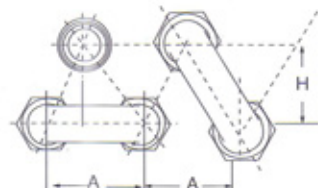
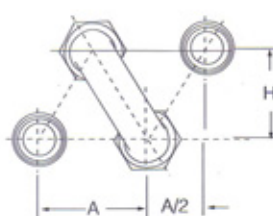
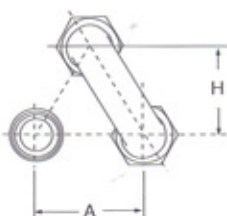
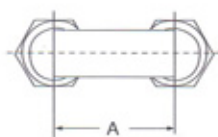


Size	A	B	C	D
DN25	202		25/26	28/29
DN32	202		31/32	34/35
DN40	202		37/38	40/41
DN50	202		49/50	52/53
DN65	202		66	70
DN80	202		81	85
DN100	202		100	104

清洗转换板 Cleaning Conversion Board



Size	A	C
DN25	146	26
DN32	156	32
DN40	179	38
DN50	203	50
DN65	256	66
DN80	295	81
DN100	340	100



侧面搅拌机 Side mixer

Size	r/min	A	B
J-2.2KW	940	210	730
J-4KW	955	280	850

清洗球Φ60全孔/半孔

Cleaning ball Ø60 whole hole / half hole

No.1080

Size	D	A	B	C	E	kg
1s	25.8	15		76		

清洗球Φ100全孔

Cleaning ball Ø100 whole hole

No.1081

Size	D	A	B	C	E	kg
1.5s	35.8		20	112		
2s	51.2		20	112		

清洗球Φ100半孔

Cleaning ball Ø100 half hole

No.1082

Size	D	A	B	C	E	kg
1.5s	35.8		20	112		
2s	51.2		20	112		

螺纹式旋转清洗球

Threaded Rotary cleaning ball

No.1083

Size	A	H	压力 Pressure (bar)	清洗直径 Cleaning radius(m)	耗液量 Fluxation m ³ /h
1"	118.0	165.0	1.5~2.0	2.0~3.0	23
1-1/2"	142.0	189.0	1.8~2.5	2.5~3.0	38
2"	145.0	191.0	2.5~3.0	3.5~4.0	60

国际通用卫生管标准及尺寸

International general standard and measurement of sanitary pipe and fittings

		DIN 11850 Series 0		DIN 11850 Series 1		DIN 11850 Series 2		DIN 11850 Series 3		SMS		DS		3A/BPE		ISO 1127 Series 1		BS 4825	
DN	SIZE	OD	T	OD	T	OD	T	OD	T	OD	T	OD	T	OD	T	OD	T	OD	T
DN10	3/8"	12	1.5	12	1	13	1.5	14	2							17.2	1.6		
DN15	1/2"	18	1.5	18	1	19	1.5	20	2					12.7	1.65	21.3	1.6		
DN20	3/4"	22	1.5	22	1	23	1.5	24	2					19.05	1.65	26.9	1.6		
DN25	1"	28	1.5	28	1	29	1.5	30	2	25	1.25	25.4	1.5	25.4	1.65	33.7	2	25.4	1.6
DN32	1 1/4"	34	1.5	34	1	35	1.5	36	2	32	1.25	31.75	1.5			42.4	2		
DN40	1 1/2"	40	1.5	40	1	41	1.5	42	2	38	1.25	38.1	1.5	38.1	1.65	48.3	2	38.1	1.6
DN50	2"	52	1.5	52	1	53	1.5	54	2	51	1.25	50.8	1.5	50.8	1.65	60.3	2	50.8	1.6
DN65	2 1/2"					70	2			63.5	1.5	63.5	1.5	63.5	1.65			63.5	1.6
DN80	3"					85	2			76.1	1.6	76.2	2.0	76.2	1.65	76.1	2.3	76.2	1.6
	3 1/2"															88.9	2.3		
DN100	4"					104	2			101.6	2	101.6	2.0	101.6	2.11	114.3	2.6	101.6	2
DN125	5"					129	2							127	2.11	139.7	2.6		
DN150	6"					154	2							152.4	2.77	168.3	2.6		
DN200	8"					204	2							203.2	2.77	219.1	2.6		

不锈钢化学成分与力学性能

Chemical Composition And Mechanics Property

	钢种	CHEMICAL COMPOSITION								MECHANICS PROPERTY			
		化学成份								力学性能			
		C ≤	Si ≤	Mn ≤	P ≤	S ≤	Cr	Mo	Ni	σ_s 0.2(Mpa)≥	σ_b (Mpa)≥	δ 5 %	HB≤
(GB)	0Cr18Ni9	0.07	1.0	2.0	0.035	0.030	17.0-19.0	/	8.0-11	205	520	40	187
	00Cr19Ni10	0.03	1.0	2.0	0.035	0.030	18.0-20.0	/	8.0-12	177	480	40	187
	0Cr17Ni12Mo2	0.08	1.0	2.0	0.035	0.030	16.0-18.5	2.0-3.0	10-14	205	520	40	187
	00Cr17Ni14Mo2	0.03	1.0	2.0	0.035	0.030	16.0-18.0	2.0-3.0	12-15	177	480	40	187
(ASTM)	304	0.08	1.0	2.0	0.045	0.030	18.0-20.0	/	8.0-11.5	205	515	35	187
	304L	0.035	1.0	2.0	0.045	0.030	18.0-20.0	/	8.0-12	170	485	35	187
	316	0.08	1.0	2.0	0.045	0.030	16.0-18.0	2.0-3.0	10-14	205	515	35	187
	316L	0.035	1.0	2.0	0.045	0.030	16.0-18.0	2.0-3.0	10-14	170	485	35	187
(JIS)	SUS304	0.08	1.0	2.0	0.045	0.030	18.0-20.0	/	8.0-11	206	520	35	187
	SUS304L	0.03	1.0	2.0	0.045	0.030	18.0-20.0	/	9.0-13	177	481	35	187
	SUS316	0.08	1.0	2.0	0.045	0.030	16.0-18.0	2.0-3.0	10-14	206	520	35	187
	SUS316L	0.03	1.0	2.0	0.045	0.030	16.0-18.0	2.0-3.0	12-15	177	481	35	187
(DIN)	1.4301	0.07	1.0	2.0	0.045	0.015	17.5-19.5	/	8.0-10.5	205	520	40	187
	1.4307	0.03	1.0	2.0	0.045	0.015	17.5-19.5	/	8.0-10.5	180	480	40	187
	1.4401	0.07	1.0	2.0	0.045	0.015	16.5-18.5	2.0-2.5	10-13	205	520	40	187
	1.4404	0.03	1.0	2.0	0.045	0.015	16.5-18.5	2.0-2.5	10-13	180	480	40	187

卡箍的工作压力及工作温度符合下列要求

Clamp Working pressure and temperature according to below:


压力单位(PSI)

SIZE			13MHHS(单销)		13MHHS (双销)		13MHHS (三片式)		13MHP (高压式)	
3A	DIN	ISO 1127	21°C	121°C	21°C	121°C	21°C	121°C	21°C	121°C
1/2"-3/4"			1200	1000						
	DN10-DN20	10.2-21.3	1200	1000						
1"-1 1/2"	DN25-DN40	26.9-42.4	500	250	500	250	600	300	1500	1200
2"	DN50	48.3	450	250	450	250	550	275	1000	800
2 1/2"		60.3	400	200	400	200	450	225	1000	800
3"	DN65	76.1	350	150	350	150	350	160	1000	800
	DN80	88.9	300	150	300	150	300	150	1000	800
4"	DN100	101.6	200	125	200	125	350	150	1000	800
		114.3	200	125	200	125			600	400
5"	DN125	139.7	200	125	200	125			600	400
6"			150	75	150	75			400	300
	DN150	168.3	100	50	150	75				
8"	DN200	8"	100	50	100	50				
10"	DN250	10"	100	50						
12"	DN300	12"	80	40						

密封件物理特性简表

Seal Physical characteristics table

密封件物理特性	EPDM	SI	NBR	FPM	PTFE
延伸性 Serength	优 Excellent	优 Excellent	优 Excellent	良 Good	
耐蒸汽性 Steam	优 Excellent	良 Good	良 Good	优 Excellent	优 Excellent
耐冲击性 Impct	良 Good	一般 Ok	一般 Ok	一般 Ok	优 Excellent
耐水性 Water	优 Excellent	良 Good	优 Excellent	优 Excellent	良 Good
耐磨性 Grind	良-优 Good	一般 Ok	优 Excellent	优 Excellent	优 Excellent
耐碱性 Alkaline	优 Excellent	良 Good	良 Good	优 Excellent	优 Excellent
耐酸性 Acid	良 Good	一般 Ok	良 Good	优 Excellent	优 Excellent
耐氟老化性 Oxidation	优 Excellent	优 Excellent	一般 Ok	优 Excellent	优 Excellent
气密性 Hermetic	良-优 Good	一般 Ok	良-优 Good	优 Excellent	优 Excellent
工作温度 Operating mode	-50 ~ +130°C	-100 ~ +250°C	-10 ~ +120°C	-10 ~ +280°C	-250 ~ +260°C



JIMSOAR INTERNATIONAL CORP.,
P.O. BOX 96-10 TAIPEI, TAIWAN
TEL : 886-2-27040238
FAX : 886-2-27040177
e-mail : jimsoar@ms13.hinet.net
<http://www.jimsoar.com>