



Riding the City Bus



A Social Story

Sometimes, I need to take the city bus.



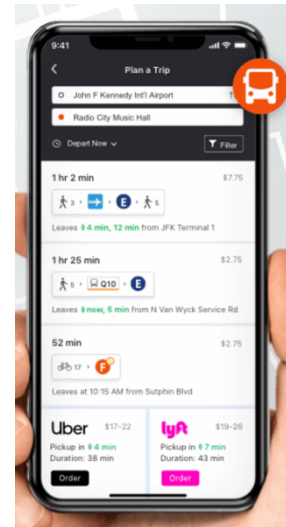
The city bus might look different depending on where I am.

It important for me to be safe when riding the city bus.

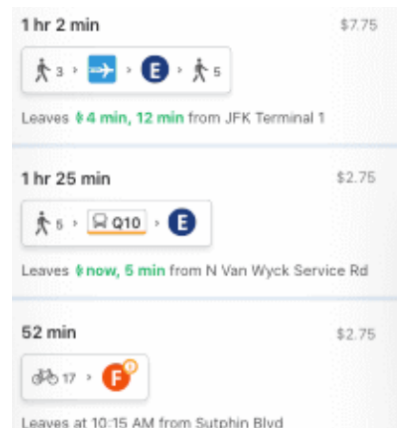


Here are some things I can expect while getting ready to ride the city bus:


1. First, I look at the bus schedule on my phone.



2. Second, I use the map to find the bus stop.

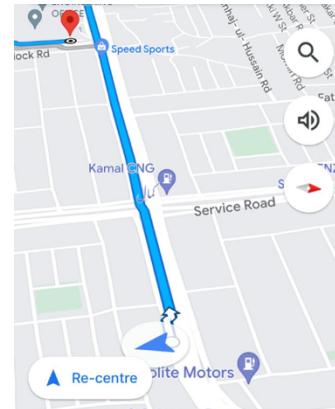


3. Next, I check the time to see how many minutes I have before the bus comes.




While walking to my bus stop, I need to stay safe.

1. I make sure that I am following the map on my phone.



2. I don't stop to talk to strangers.

3. I am not distracted by music or other noises.



4. I double-check that I am at the correct bus stop.



Now that the right city bus has arrived, I need to follow these steps:

1. First, I say “Hello” or wave to the bus driver.



2. Second, I scan my bus pass from my phone or swipe my bus pass.



3. Next, I find an empty seat and sit down.



**While on the bus, I must stay in my seat.
Walking back and forth on the bus is
dangerous.**



While riding the city bus, I can expect many different things.

1. First, the city bus will make many stops.



2. Second, the doors will open, and people will get on or off the bus.

3. Next, I must watch my map to know when to press the STOP button.



Now that the city bus has arrived at my destination, I need to follow these steps:

1. I wait for the doors to open, and I walk down the steps.



2. If I'm unsure of the destination, I can ask an adult or the bus driver.



I have arrived at my destination, and I feel proud!



I know how to ride the city bus.

