






# This book

includes  
animals  
to draw  
like ...



# Previously in...



“Imagine a world where anything you dream of can appear on a blank page, a world where the power of creativity knows no bounds. In this world, there lived a group of extraordinary kids known as the Creative Kids. They possessed an incredible ability to make their imagination come to life.

The story of the Creative Kids began when a young artist named Lily picked up a simple pencil and started drawing. As her hand danced across the paper,



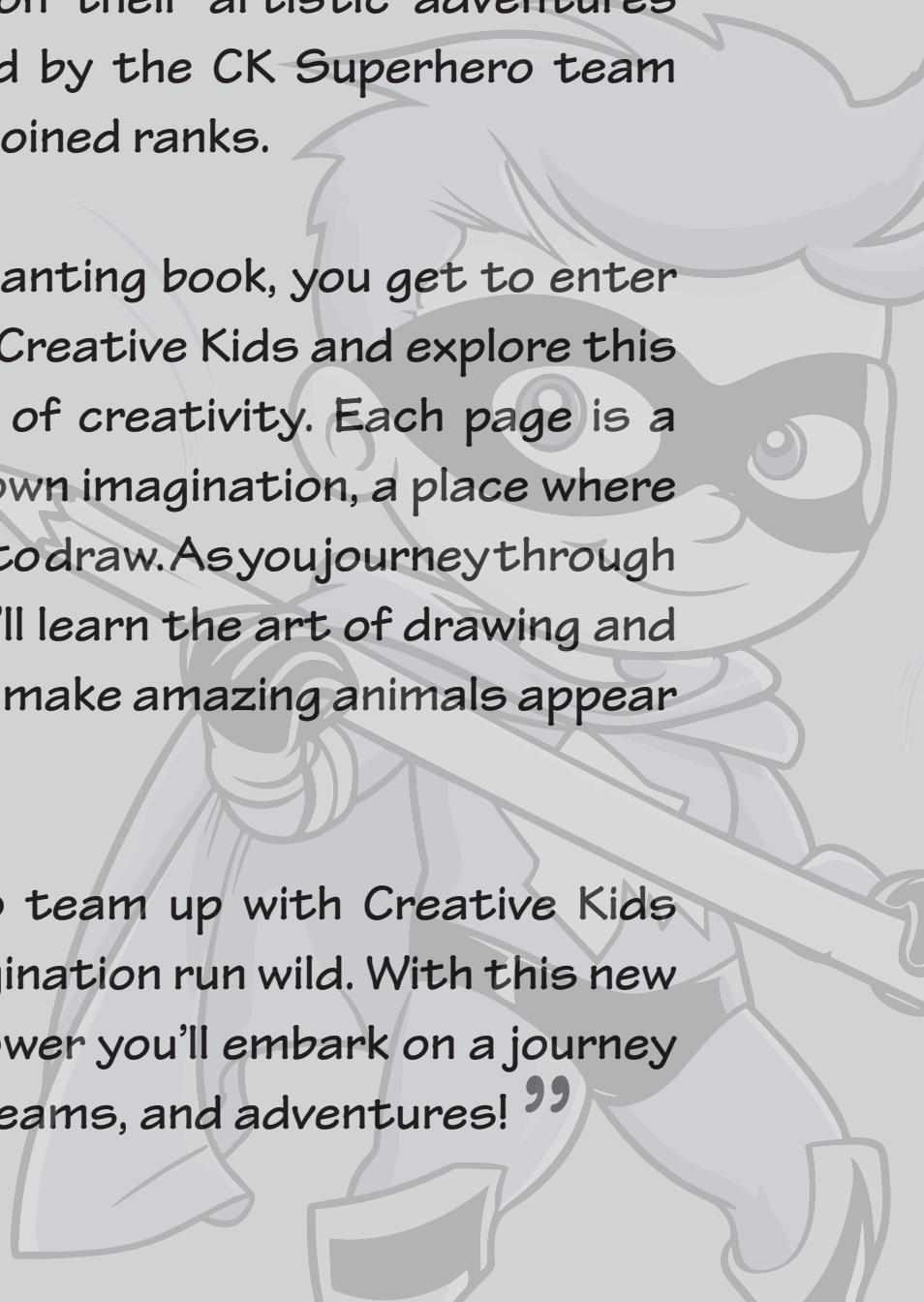
her drawings leapt off the page and filled the world with wonder. Animals, castles, and fantastical creatures all became real, thanks to her creative touch.



News of Lily's amazing talent quickly spread, and soon she was surrounded by other kids who also possessed the same incredible power. Together they embarked on their artistic adventures and were noticed by the CK Superhero team with whom they joined ranks.

Now, in this enchanting book, you get to enter the world of the Creative Kids and explore this boundless realm of creativity. Each page is a canvas for your own imagination, a place where you too can learn to draw. As you journey through these pages you'll learn the art of drawing and how you also can make amazing animals appear on a blank page.


So get ready to team up with Creative Kids and let your imagination run wild. With this new creative superpower you'll embark on a journey filled with art, dreams, and adventures! ”



# Turtle

CAN YOU COPY AND WRITE MY NAME BELOW ?

\_\_\_\_\_




Did you know?  
Turtles don't have teeth






# NOW LET'S LEARN HOW TO DRAW

*Using the grid and co-ordinates let's try and draw this turtle.*



*Make a start by copying into square A-3 exactly what you see in the corresponding square on the page opposite. Then continue to draw what's in A-2 and B-2, and so on, until your picture is complete.*





# Turtle



## PRACTICE MAKES PERFECT

*Trace over the turtle outline in a thick black line  
and watch it begin to appear as if by magic - what a superpower !*




# LET'S GIVE THIS TURTLE A HOME

*Now sketch the turtle freehand by yourself also including in the drawing something from it's natural habitat. Then, color-in your artwork and see it come alive. Just look how creative you've become.*



*Clue: Most turtles live in the sea*





*What part of a fish  
weighs the most?  
The scales!*

Bye for now



our tiny superhero friend

# CERTIFICATE

This is to certify that

---

has officially completed a training  
course in creativity and acquired  
the superpower of drawing

BY ORDER OF

