


Promenade[®]

Sliding Patio Door Collection
—Contemporary, Classic, French—

Crafted for Beauty, Durability and Energy Efficiency



Alside[®]

PROMENADE SLIDING PATIO DOORS

Enhance Your Home with a Beautiful View



A LEGACY OF EXCELLENCE

Selecting the right patio door for your home is easy when you have three superb styles to choose from: Contemporary, Classic and French. Each Promenade Sliding Patio Door is beautifully detailed to achieve a distinctive look while providing a powerful shield against inclement weather and energy loss.[†] Promenade also incorporates Alside's more than 75 years of manufacturing excellence, further assurance of lasting quality and value.

We also take special pride in producing Promenade Sliding Patio Doors at our U.S. operations. This not only champions the tradition of American ingenuity and craftsmanship, it also fortifies our nation with quality jobs and economic dollars.



Alside Promenade Sliding Patio Doors are manufactured with a heavy-duty mainframe and sash, multi-chambered extrusions and steel-reinforced interlocking meeting rails to ensure superior structural integrity and durability. Dual internal/external weatherstripping, compression bulb seal, closed-cell foam gaskets and a 1" thick (nominal) insulated glass unit with a warm-edge spacer system also contribute to thermal efficiency.

CLIMATECH® INSULATED GLASS . . . YOUR SOLUTION FOR INCREASED PERFORMANCE

Many people think of glass as being fragile, yet it's one of the primary components in the thermal efficiency of your patio door. Upgrading your door with a ClimaTech insulated glass package will further increase energy conservation. ClimaTech combines multi-layered, low-emissivity (Low-E) glass, argon gas^{††} and the Super Spacer® foam spacer for improved energy efficiency compared to a standard clear glass unit.

Low-E glass features a virtually clear, metallic coating that makes your sliding patio doors more energy efficient by reducing the transfer of heat.

- In winter months, Low-E insulating glass helps reduce heat loss by reflecting warmth back into your home.
- During the summer, Low-E helps block unwanted solar heat penetration to help conserve air-conditioning use.

Many ClimaTech insulated glass packages meet the latest ENERGY STAR®-certified requirements for energy-saving performance. Consult your window professional for an energy-efficient glass package for your home and climate zone.

GREEN INSPIRATION

Alside Windows and Patio Doors are expertly crafted to provide energy efficiency and help reduce the consumption of fossil fuels for heating and cooling homes. Using less energy to heat and cool your home not only saves money, it can reduce your home's carbon footprint as well. Vinyl's long lifespan and low maintenance nature can further lessen your impact on the environment as no painting, staining or other maintenance-related products are needed.



USGBC and related logo is a trademark owned by the U.S. Green Building Council.

CONTEMPORARY-STYLE SLIDING PATIO DOOR – 3" RAILS

Create a fresh and inviting entry to your home with our Promenade Contemporary-Style Sliding Patio Door. The sleek, clean-line design features symmetrical 3" rails for the perfect touch of modern sophistication.



CASUAL ELEGANCE WITH ARCHITECTURAL APPEAL

This superbly built door will infuse your home with the warmth and beauty of natural sunlight, while protecting it from harsh weather elements.


1. **Premium vinyl mainframe and sash extrusions** are colored throughout – won't chip, peel, crack or warp and never need to be painted.
2. **Mainframe and sash** feature a double-wall design and multi-chambered construction for outstanding strength and thermal protection.
3. **Dual internal/external weatherstripping** on the sash enhances energy efficiency and performance.
4. **Symmetrical 3" rails** with mitered and fusion-welded joints provide aesthetic appeal as well as added strength and durability.
5. **1" thick (nominal) insulated glass unit** with the Super Spacer foam spacer promotes energy conservation year-round.
6. **Steel reinforcements** at the interlocks and lock rails increase strength, rigidity and structural integrity.
7. **Contoured glazing bead** adds visual interest and beauty.
8. **Precision-engineered tandem roller system** ensures quiet and easy operation of the door panel.
9. **Mainframe joints** incorporate closed-cell foam gaskets for superior sealing.

PLUS THESE ADDITIONAL FEATURES:

- Deep interlocks with a protective bulb weatherstrip deliver increased insulation and a tight seal.
- Mainframe includes interior and exterior accessory grooves for installation and design versatility.
- Multi-point locking system with strong steel bolt design seals the door tightly closed and helps prevent energy loss.
- Interlock incorporates a built-in, anti-lift feature to impede door panel removal when closed or locked.
- Deep anodize finished aluminum roller track helps eliminate the possibility of unsightly dark residue and wearing typical of aluminum tracks while ensuring easy-glide operation.
- Heavy-duty extruded aluminum screen features four adjustable rollers for smooth gliding.
- Available in a 2-panel style in 5', 6', 8' and Wisconsin-style widths; 3-panel style in 9' and 12' widths; and a 4-panel style in a 12' width with center panels that open to each side.
- Choose a left or right moving panel – left moving panel is standard (outside looking in); not field reversible.
- Backed by a Lifetime Limited Warranty.¥

PATIO DOOR OPTIONS:

- ENERGY STAR-certified ClimaTech insulated glass packages.
- Tandem rollers available with stainless steel housing and bearings for harsh environments.
- Integrated mini blinds^{¥¥} on select patio doors offer convenient sunlight and privacy control.
- Trimworks[®] decorative window accents provide an efficient trim solution that ensures a consistent look for all patio doors replaced on the home.
- Interior ventilation foot lock allows convenient yet limited opening of the door for airflow.
- Keyed exterior lock offers convenient access from outside the home.
- Decorative grids or V-grooved cut glass patterns for enhanced beauty.



Contemporary-Style Patio Door Glass Performance Comparison¹

	U-Factor	SHGC
Clear	0.43	0.56
ClimaTech Plus	0.26	0.29
ClimaTech Elite Plus	0.26	0.20
ClimaTech SF Plus	0.22	0.29
ClimaTech SF Elite Plus	0.22	0.20
ClimaTech TG2 Plus	0.20	0.26
ClimaTech PriME TG2 Plus S6	0.18	0.21

¹6406 whole door values, double strength glass.

Glass Package Terminology:

Clear Insulated: Clear double-pane insulated glass unit.

ClimaTech Plus: Double-pane unit with one pane of Low-E glass, argon gas and Super Spacer foam spacer.

ClimaTech Elite Plus: Double-pane unit with one pane of SHGC Low-E glass, argon gas and Super Spacer foam spacer.

ClimaTech SF Plus: Double-pane unit with two surfaces of Low-E glass (surfaces 2 and 4), argon gas and Super Spacer foam spacer.

ClimaTech SF Elite Plus: Double-pane unit with one surface of SHGC Low-E glass (surface 2), one surface of Low-E glass (surface 4), argon gas and Super Spacer foam spacer.

ClimaTech TG2 Plus: Triple-pane unit with two surfaces of Low-E glass, two air spaces of argon gas and Super Spacer foam spacer.

ClimaTech PriME TG2 Plus S6: Triple-pane unit with three surfaces of Low-E glass (surfaces 2, 4 and 6), two air spaces of argon gas and Super Spacer foam spacer.

CLASSIC-STYLE SLIDING PATIO DOOR – 5" RAILS

We've given our Promenade Classic-Style Sliding Patio Door an ample measure of traditional beauty but with a tough, high-endurance build. Generous 5" rails convey a familiar sense of home, while design innovations and easy-care features merge perfectly with today's carefree lifestyle.



TIME-HONORED BEAUTY WITH MODERN PRACTICALITY

Weather protection is just part of the story when it comes to this ultra-premium patio door. You'll also enjoy the smooth and reliable operation, as well as an expanded outdoor view.

1. **Premium vinyl mainframe and sash extrusions** are colored throughout – won't chip, peel, crack or warp and never need to be painted.
2. **Mainframe and sash** feature a double-wall design and multi-chambered construction for outstanding strength and thermal protection.
3. **Dual internal/external weatherstripping** on the sash enhances energy efficiency and performance.
4. **Ample 5" rails** with mitered and fusion-welded joints provide traditional beauty as well as added strength and durability.
5. **1" thick (nominal) insulated glass unit** with the Super Spacer foam spacer promotes energy conservation year-round.
6. **Steel reinforcements** at the interlocks and lock rails increase strength, rigidity and structural integrity.
7. **Contoured glazing bead** adds visual interest and beauty.
8. **Precision-engineered tandem roller system** ensures quiet and easy operation of the door panel.
9. **Mainframe joints** incorporate closed-cell foam gaskets for superior sealing.



PLUS THESE ADDITIONAL FEATURES:

- Deep interlocks with a protective bulb weatherstrip deliver increased insulation and a tight seal.
- Mainframe includes interior and exterior accessory grooves for installation and design versatility.
- Multi-point locking system with strong steel bolt design seals the door tightly closed and helps prevent energy loss.
- Interlock incorporates a built-in, anti-lift feature to impede door panel removal when closed or locked.
- Deep anodize finished aluminum roller track helps eliminate the possibility of unsightly dark residue and wearing typical of aluminum tracks while ensuring easy-glide operation.
- Heavy-duty extruded aluminum screen features four adjustable rollers for smooth gliding.
- Available in a 2-panel style in 5', 6', 8' and Wisconsin-style widths; 3-panel style in 9' and 12' widths; and a 4-panel style in a 12' width with center panels that open to each side.
- Choose a left or right moving panel – left moving panel is standard (outside looking in); not field reversible.
- Backed by a Lifetime Limited Warranty.‡

PATIO DOOR OPTIONS:

- ENERGY STAR-certified ClimaTech insulated glass packages.
- Tandem rollers available with stainless steel housing and bearings for harsh environments.
- Integrated mini blindsSM on select patio doors offer convenient sunlight and privacy control.
- Trimworks decorative window accents provide an efficient trim solution that ensures a consistent look for all patio doors replaced on the home.
- Interior ventilation foot lock allows convenient yet limited opening of the door for airflow.
- Keyed exterior lock offers convenient access from outside the home.
- Decorative grids or V-grooved cut glass patterns for enhanced beauty.

Classic-Style Patio Door Glass Performance Comparison¹

	U-Factor	SHGC
Clear	0.41	0.49
ClimaTech Plus	0.26	0.26
ClimaTech Elite Plus	0.26	0.18
ClimaTech SF Plus	0.23	0.26
ClimaTech SF Elite Plus	0.22	0.18
ClimaTech TG2 Plus	0.20	0.22
ClimaTech PriME TG2 Plus S6	0.19	0.18

¹6406 whole door values, double strength glass.

Glass Package Terminology:

Clear Insulated: Clear double-pane insulated glass unit.

ClimaTech Plus: Double-pane unit with one pane of Low-E glass, argon gas and Super Spacer foam spacer.

ClimaTech Elite Plus: Double-pane unit with one pane of SHGC Low-E glass, argon gas and Super Spacer foam spacer.

ClimaTech SF Plus: Double-pane unit with two surfaces of Low-E glass (surfaces 2 and 4), argon gas and Super Spacer foam spacer.

ClimaTech SF Elite Plus: Double-pane unit with one surface of SHGC Low-E glass (surface 2), one surface of Low-E glass (surface 4), argon gas and Super Spacer foam spacer.

ClimaTech TG2 Plus: Triple-pane unit with two surfaces of Low-E glass, two air spaces of argon gas and Super Spacer foam spacer.

ClimaTech PriME TG2 Plus S6: Triple-pane unit with three surfaces of Low-E glass (surfaces 2, 4 and 6), two air spaces of argon gas and Super Spacer foam spacer.

FRENCH-STYLE SLIDING PATIO DOOR

Traditional French-style doors are a popular choice but require a considerable amount of space to operate. Our Promenade French-Style Sliding Patio Door captures the same authentic “French door” elegance but in a floor space-saving design.



AUTHENTIC FRENCH DOOR CHARACTER AND CHARM

With a 5" top rail, 7" bottom rail and 3" side rails, this eye-catching patio door imparts true French-door character but with the convenience of a sliding door. Ultra-efficient insulating glass and a weathertight design further enhance its outstanding construction.

1. **Premium vinyl mainframe and sash extrusions** are colored throughout – won't chip, peel, crack or warp and never need to be painted.
2. **Mainframe and sash** feature a double-wall design and multi-chambered construction for outstanding strength and thermal protection.
3. **Dual internal/external weatherstripping** on the sash enhances energy efficiency and performance.
4. **5" top rail, 7" bottom rail and 3" side rails** feature mortised joints for added strength and authentic "French door" charm.
5. **1" thick (nominal) insulated glass unit** with the Super Spacer foam spacer promotes energy conservation year-round.
6. **Steel reinforcements** at the interlocks and lock rails increase strength, rigidity and structural integrity.
7. **Contoured glazing bead** adds visual interest and beauty.
8. **Precision-engineered tandem roller system** ensures quiet and easy operation of the door panel.
9. **Mainframe joints** incorporate closed-cell foam gaskets for superior sealing.

PLUS THESE ADDITIONAL FEATURES:

- Deep interlocks with a protective bulb weatherstrip deliver increased insulation and a tight seal.
- Mainframe includes interior and exterior accessory grooves for installation and design versatility.
- Multi-point locking system with strong steel bolt design seals the door tightly closed and helps prevent energy loss.
- Interlock incorporates a built-in, anti-lift feature to impede door panel removal when closed or locked.
- Deep anodize finished aluminum roller track helps eliminate the possibility of unsightly dark residue and wearing typical of aluminum tracks while ensuring easy-glide operation.
- Heavy-duty extruded aluminum screen features four adjustable rollers for smooth gliding.
- Available in a 2-panel style in 5', 6', 8' and Wisconsin-style widths; 3-panel style in 9' and 12' widths; and a 4-panel style in a 12' width with center panels that open to each side.
- Choose a left or right moving panel – left moving panel is standard (outside looking in); not field reversible.
- Backed by a Lifetime Limited Warranty.¥

PATIO DOOR OPTIONS:

- ENERGY STAR-certified ClimaTech insulated glass packages.
- Tandem rollers available with stainless steel housing and bearings for harsh environments.
- Integrated mini blinds¥¥ on select patio doors offer convenient sunlight and privacy control.
- Trimworks decorative window accents provide an efficient trim solution that ensures a consistent look for all patio doors replaced on the home.
- Interior ventilation foot lock allows convenient yet limited opening of the door for airflow.
- Keyed exterior lock offers convenient access from outside the home.
- Decorative grids or V-grooved cut glass patterns for enhanced beauty.



French-Style Patio Door Glass Performance Comparison¹

	U-Factor	SHGC
Clear	0.42	0.52
ClimaTech Plus	0.26	0.27
ClimaTech Elite Plus	0.26	0.19
ClimaTech SF Plus	0.23	0.27
ClimaTech SF Elite Plus	0.22	0.18
ClimaTech TG2 Plus	0.20	0.24
ClimaTech PriME TG2 Plus S6	0.18	0.19

¹6406 whole door values, double strength glass.

Glass Package Terminology:

Clear Insulated: Clear double-pane insulated glass unit.

ClimaTech Plus: Double-pane unit with one pane of Low-E glass, argon gas and Super Spacer foam spacer.

ClimaTech Elite Plus: Double-pane unit with one pane of SHGC Low-E glass, argon gas and Super Spacer foam spacer.

ClimaTech SF Plus: Double-pane unit with two surfaces of Low-E glass (surfaces 2 and 4), argon gas and Super Spacer foam spacer.

ClimaTech SF Elite Plus: Double-pane unit with one surface of SHGC Low-E glass (surface 2), one surface of Low-E glass (surface 4), argon gas and Super Spacer foam spacer.

ClimaTech TG2 Plus: Triple-pane unit with two surfaces of Low-E glass, two air spaces of argon gas and Super Spacer foam spacer.

ClimaTech PriME TG2 Plus S6: Triple-pane unit with three surfaces of Low-E glass (surfaces 2, 4 and 6), two air spaces of argon gas and Super Spacer foam spacer.

FRAME FINISHES AND HANDLES

Our on-trend selection of frame colors and handles let you create the ideal patio door – one that complements the architectural style of your home as well as the interior décor.


COLORS AND FINISHES

Exterior colors are White, Beige, Classic Clay, Black, Architectural Bronze, American Terra, Hudson Khaki, Desert Clay, Sand Dune, English Red, Forest Green, Silver and Castle Gray and can be paired with interior colors in White, Beige and Classic Clay, as well as White Woodgrain, Rich Maple, Light Oak, Dark Oak, Foxwood and Cherry woodgrain finishes.




ELEGANT HANDLE STYLES

Our Contemporary-Style and Classic-Style Sliding Patio Doors feature a popular handle design with a thumb latch for universal appeal.



The gracefully contoured handle on our French-Style Sliding Patio Door includes a top lock for added resistance.



Contemporary, Classic and French-style exterior patio door handles are available in White, Beige, Classic Clay and Black.

DECORATIVE GRIDS AND GLASS OPTIONS

Add your personal touch to any Promenade Sliding Patio Door with our beautifully crafted decorative grids and V-grooved cut glass in three timeless patterns.

INTERIOR GRIDS

Decorative grids will impart a touch of refinement to your patio door. All grids are enclosed within the insulated glass unit for easy cleaning. Choose from our selection of classic grid profiles and patterns to design your ideal finished look.

Flat Grids – available in Colonial, Diamond and Prairie patterns

Contoured Grids – available in Colonial and Prairie patterns

GRID PATTERNS:




Colonial

Diamond

Prairie



GRID PROFILES:



Flat White

Flat Beige

Flat Classic Clay

Contoured White

Contoured Beige

Contoured Classic Clay



Contoured Rich Maple

Contoured Light Oak

Contoured Dark Oak

Contoured Foxwood

Contoured Cherry

V-GROOVED CUT GLASS

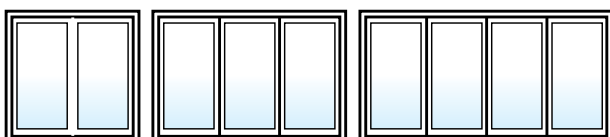
Give your door an added measure of visual appeal with a polished V-grooved glass pattern.



Colonial

Diamond

Prairie



Promenade Sliding Patio Doors are available in 2-, 3- and 4-panel configurations.

SIMULATED DIVIDED LITES

Simulated Divided Lites² expertly combine the distinctive historical window design with the superior quality, energy efficiency and easy-care convenience of today's advanced technology.



1-1/4" with Mill Finish Shadow Bar *7/8" with Mill Finish Shadow Bar*

²Shadow bars are not available on triple-pane glass packages.

WINDOW PRODUCTS FOR ALL YOUR NEEDS

A Full Selection of Styles and Sizes



Double-Hung Windows



Sliding Windows



Awning Windows



Casement Windows



Bow Windows



Bay Windows

For a variety of looks from traditional to contemporary, no matter what the application is, Alside Window Systems has you covered. Choose from a complete product line that offers Single-Hung, Double-Hung, Sliding, Casement, Awning, Bay and Bow, Garden, Picture and Specialty Shape Windows. You'll find that the combination of many styles and configurations will work well to enhance your home's appearance.

EXPERIENCE YOU CAN TRUST

When you buy a Promenade Sliding Patio Door, you know you're getting more than just a frame, sashes and glass. You're getting the knowledge and technical skill of Alside's Product Development Group – experts with a proven track record of designing, building and testing superior, energy-efficient patio doors and windows. These specialists know that to build the best products, you have to start with the best materials and components. Their experience is your assurance of total satisfaction.

LIFETIME LIMITED WARRANTY



Promenade Sliding Patio Doors are made by Alside, a recognized leader in product innovation, manufacturing excellence and uncompromising quality control. That's a reputation you can count on, from the day your patio door is installed until the day you sell your home. And to make your buying decision easier, Alside backs all Promenade Sliding Patio Doors with its Lifetime Limited Warranty.[‡]



For a complete list of air, water and structural performance results, as well as specific code approvals, visit www.alsidewindows.net.



Alside offers a variety of ENERGY STAR®-certified products. Consult your window professional for energy-efficient glass packages available for your home and climate zone.



Alside 3773 State Road Cuyahoga Falls, Ohio 44223
1-800-922-6009 www.alside.com



©2024 Alside. Trademarks mentioned in this document are the property of Alside, its affiliates, or their respective owners. ENERGY STAR name and logo are registered U.S. marks and are owned by the U.S. government. ¹See your Alside Sales Representative for additional information regarding any questions you might have, or any assertions herein, concerning energy efficiency or savings. Energy savings will vary. Energy savings assume proper installation and use. Not all products are ENERGY STAR-certified. ¹¹Insulated glass (IG) units that require capillary tubes may experience some argon gas depletion. ¹²For a copy of the written product warranty please visit www.alside.com/support/warranties/ or contact your Alside Sales Representative. Limited warranty does not apply to damage caused by faulty or improper installation, or causes outside of Alside's control. ¹³Optional integrated mini blinds will feature a white blind only. ¹⁴Extruded solid color. Note: Classic Clay base is not available with exterior color finishes. ¹⁵White woodgrain is available with a Beige or Classic Clay base only. Note: Prairie and Perimeter grid patterns with an unsupported grid span of 40" or greater are subject to a short stabilizer grid to maintain grid integrity. **WARNING:** Screen will not stop child from falling out the patio door. Keep child away from open patio door. The only purpose of the screen is to reduce the infiltration of insects. Colors may be slightly different from their appearance in this brochure. Make final color selections using actual product samples. All specifications and designs subject to change without notice. Printed in USA 03/24 7.5M/OP 75-2825-01