


2023 CATALOG OF DREAMS

OUTDOOR

living

UNILOCK
PAVERS & WALLS



“

A beautiful outdoor space should stand the test of time, every time.”

~ Ed Bryant

In 1972, our founder Ed Bryant established Unilock as a leader in the hardscape sector by introducing the ground-breaking UNI-Stone® to the North American market. From there came a steady stream of innovative products and technologies that would help elevate the industry to new heights.

From choosing the best contractor, to understanding the necessary steps to take before you start digging for installation, this catalog features a variety of useful tools to help kick-start your outdoor project. We offer an extensive line of beautiful paver and wall products that have been used to design countless beautiful spaces, from backyard patios to landmark public spaces across the continent.

Today, high-quality, design-forward Unilock products, and our partnerships with the very best installers, designers, dealers and suppliers in the industry, make us uniquely capable of helping you along in your journey to create the outdoor space of your dreams. Let's pave it forward, together.



Ed Bryant, *Unilock Founder*

UNILOCK®
PAVING IT FORWARD

TABLE OF
Contents



Journey in style as you discover, dream, and learn about our revolutionary Unilock products and resources.

6 DREAM

- | | | | |
|-----------|---------------------------|-----------|----------------------|
| 8 | Discover Unilock Finishes | 14 | Dream with Unilock |
| 10 | Choose your Shape | 45 | Unilock Best in Show |
| 13 | Unique Touches | | |

46 PRODUCTS

- | | | | |
|-----------|----------------------|------------|------------------------|
| 48 | Product Categories | 113 | Slabs |
| 50 | Think Green | 129 | Retaining Walls |
| 52 | Unilock Technologies | 151 | Coping, Steps & Treads |
| 57 | Pavers | | |

160 LEARN & PLAN


- | | | | |
|------------|------------------------------|------------|---------------------|
| 162 | Project Planning Resources | 170 | Commercial Projects |
| 166 | Finding the Right Contractor | 172 | Quality Commitment |
| 168 | Installation 101 | | |



Dream

Begin with a dream
of what's possible

Imagine an outdoor space where the inspired use of patterns, textures and shapes not only creates design-envy, but elevates your world in the most beautifully functional way.



Discover Unilock Coatings




Feels 3x better on bare feet
than ordinary pavers.

A special finishing process creates the ultra-smooth and silky surface texture of Comfort Step. This special technology results in a remarkably tight surface that is factory sealed to create a unique sensory experience that is velvety-smooth and cool underfoot.




ClassicCoat™



These factory-sealed Classic thru-mix pavers save you from the time and expense of after-market sealing and offer a layer of added protection for the product's surface texture and color.



Available exclusively on Elegance and select EnduraColor products, EasyClean enhances the surface color and provides integral stain resistance.



Surface

Finishes



Exposed Granite

Marble, granite and quartz particles are embedded into the product's surface and are later exposed through additional processing methods.

SERIES™
TRIBECA COBBLE™
NORDIC COBBLE™



Enhanced Surface

The surface of these products is enhanced using a special process to reveal a variety of distinctive colors and textures.

ARCANA™
SORENO™
REVELA™

Products enlarged to show surface texture.



Antiqued

Various methods are employed to obtain this weathered, timeworn finish, but in every instance, this patina improves the appearance.

BRUSSELS BLOCK®
BRUSSELS DIMENSIONAL™
MATTONI™

Artista

The look of boldly mottled granite is achieved with a proprietary process called Artista.

GRANITO™



Brushed

IL CAMPO®



Accentuated by artistically intriguing etched lines, this surface is available exclusively from Unilock.

ColorFusion™

UMBRIANO®, ARTLINE™, U-CARA®




Color and granite particles are randomly dispersed to achieve a unique mottled surface.

Choose your *Shape*

SHAPING YOUR OUTDOOR PROJECT

Finding the right shape to fit your outdoor project is like placing the last puzzle piece on an exquisite work of art. It just fits! What's more, combine different shapes together to deliver a two-for-one hardscape punch that will elevate your artistic vision to new heights.



RECTANGLE
HEX
SQUARE
PLANK



What will you create?


Let your imagination run wild in the playground of Unilock paving products!

Find your *Style*


Whether you're designing a quaint backyard refuge or an ultra-modern driveway, we have a variety of paving products that'll turn your outdoor space into a little slice of heaven.



HISTORICAL



TRADITIONAL



GEOMETRIC


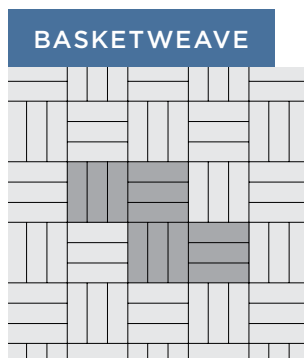
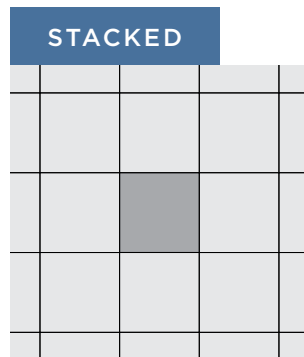
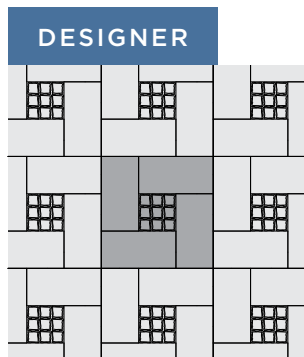
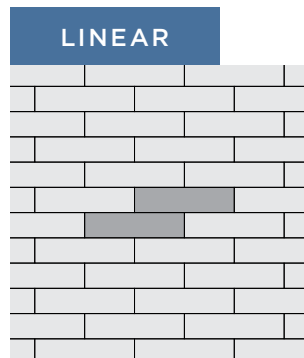
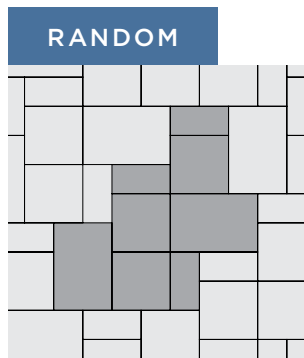


CONTEMPORARY

Pick your Pattern

PLAY WITH ANGLES

From herringbone to basket weave, the right angle can make all the difference! A Unilock Authorized Contractor can recommend the best laying patterns based on the products you choose.



THINK OUTSIDE THE BOX

Distinct laying patterns can help define unique “rooms” across your outdoor space, giving you countless design options.

Visit Unilock.com for laying patterns.


Unique Touches

Let your creativity shine! Unilock border and banding options can help enhance your distinctive designs and add touches of elegance to your driveway, walkway, patio or vertical features.



Take it a step further with multiple borders, pixelated paver rugs or contrasting geometric grids.

JOINT MATERIAL



Joint material plays an important role between pavers by keeping out weeds and other debris. However, the color you choose can also have a dramatic impact on the look of your project. Your contractor can help you decide what will work best.





Pavers: Arcana™ (Modena) with Mattoni™ (Dark Charcoal) accent rug

Fire Feature, Garden Walls and Grill Island: U-Cara® Smooth (Midnight Charcoal) with Endura™ Coping (Opal Blend)





This polished and sophisticated modern farmhouse features a spectacular see-through fire feature with built-in TV as a centerpiece.



Pavers: Arcana™ (Corvara) with LedgeStone™ Fullnose (Grey) pool coping

Firepit: Lineo™ Dimensional Stone (Granite Blend) with LedgeStone Fullnose (Grey) coping

Pillars: Lineo Dimensional Stone (Granite Blend) with LedgeStone (Grey) pillar cap






Geometric pavers and contrasting lines of turf deliver a mosaic-like appearance on this monochromatic pool deck.



Driveway Pavers: Series™ (Black Granite) with Series custom color blend and rounded inlays

Patio Pavers: Beacon Hill™ (Smooth) Granite Mist with Series (Black Granite) accent

Wall: U-Cara® Smooth (Opal Blend) with U-Cara Series (Black Granite) accents





An array of grey and black pavers in the driveway and backyard creates a super sleek, ultra-modern geometric playground.





There are always further heights to reach, and these angular, terraced retaining walls create this next-level, intimate outdoor gathering space.

Pavers: Beacon Hill™ Smooth (Granite Mist) with Mattoni™ (Granite Blend, Sable Blend and Dark Charcoal) accents and paver rug

Retaining Wall: SienaSmooth™ (Granite Blend)

Firepit: U-Cara® Pitched (Granite Mist) with Natural Stone (Stone Cliff Grey) coping



This suburban oasis features Umbriano pavers, with proprietary ColorFusion technology to achieve a uniquely mottled, granite-like surface appearance.



Umbriano® (Summer Wheat)
with Natural Stone coping







Pavers: Beacon Hill™ Smooth
(Granite Mist) with Mattoni™
(Dark Charcoal) accent

Grill Island and Firepit: Lineo™
Dimensional Stone (Granite Blend)
with Mattoni (Dark Charcoal) accent





An L-shaped, multi-purpose outdoor kitchen with all the bells and whistles to make your chef dreams come true!



An ultra-modern, dazzling summer getaway pairs a sparkling pool with sleek Umbriano slabs.



Umbriano® (Winter Marvel)









This backyard space is an entertainer's paradise with a complete outdoor kitchen, distinct dining, lounging, and relaxing outdoor features.



Pavers: Umbriano® (French Grey) with Town Hall™ (Basalt) accent

Walls: Lineo Dimensional Stone™ (Granite Blend) with Lineo Dimensional Stone (Midnight Charcoal) accent

Fireplace: Lineo Dimensional Stone (Granite Blend) with Series™ (Black Granite) accent

Steps & Coping: Natural Stone (Stone Cliff Grey)

Pavers: Beacon Hill™ Smooth (Opal Blend) with Copthorne® (Basalt) accent

Fire Feature and Grill Island: Lineo™ Dimensional Stone (Sandstone, Midnight Charcoal and Granite Blend - blended on site)

Seat Wall: Lineo Dimensional Stone (Sandstone, Midnight Charcoal and Granite Blend - blended on site) with Copthorne (Basalt) accent and Universal coping (Light Grey)






This modern patio steals the show, with contrasting colors that highlight the sleek outdoor barbecue and fire features.






Pavers: Beacon Hill™ Smooth (Opal Blend) with Hollandstone™ (Dark Charcoal) accent


Fire Feature and Raised Patio: Lineo™ Dimensional Stone (Midnight Charcoal) with Universal coping (Light Grey) and steps





This elevated backyard patio raises the bar with a stunning fire feature, lounge seating and feature lighting at night.






Pavers: Series™
(Black Granite, Glacier
and Mountain Mist)

Entryway and Steps:
Umbriano® (Winter
Marvel) with Umbriano
Hex (Midnight Sky and
French Grey) accents
with Umbriano coping
(Midnight Sky)



Hexagons and rectangles in contrasting color comes to life in this jaw-dropping, pixel perfect design.



Pavers: Beacon Hill™ Smooth (Granite Mist) with Beacon Hill Smooth (Opal Blend) and Cophorne® (Basalt) paver rug and accents

Water Feature: U-Cara® Umbriano® (French Grey and Midnight Sky) with Natural Stone (Stone Cliff Grey) coping





This modest pool deck makes a big splash, with a distinctive paver rug, water feature, and lighting for cozy vibes.



Richcliff® (Dawn Mist) with Copthorne® (Basalt) paver rug and Courtstone® (Basalt) accents and Natural Stone (Stone Cliff Grey) slabs





A blending of natural stone and historic break textures laid in a variety of patterns makes this project a visual feast.





Simple can be better!
Wood-toned pavers
in a herringbone pattern
contrast with muted slab
tones for an exquisite
outdoor dining space.



Beacon Hill™ Smooth (Fossil)
and Mattoni™ (Sable Blend)

This picturesque pool deck and sunken patio demonstrates a master class in blending unique patterns and shapes.



Pavers: Arcana™ (Modena) with Hollandstone™ (Dark Charcoal) accent and Granito™ (Sabia) Hex

Steps and Seating Area: Mattoni™ (Granite Blend) with Holland Premier (Dark Charcoal) accent and Brussels Fullnose (Limestone) coping

Walls: U-Cara® Smooth (Granite Mist) with U-Cara Series (Black Granite) accent and Universal Coping (Light Grey)







JR's Creative Landscaping **Best in Show Winner**



“We were able to accommodate every element the homeowners could have dreamed of.”

Jim Rose

OWNER OF JR'S CREATIVE LANDSCAPING

It was creativity and craftsmanship that landed JR's Creative Landscaping this stunning, multi-dimensional backyard project. In initial planning meetings, Jim Rose, owner of JR's Creative Landscaping learned that the homeowners dreamed of having a multi-purpose backyard with several outdoor "rooms" for living and entertaining. They wanted a space where they could create lifetime memories, while lending itself to larger functions as well as intimate gatherings.

Fortunately, the 4,550 square foot area gave Jim and his team a very generous canvas to work in the many elements on the homeowners'



“The pool has become Grand Central Station in our neighborhood, but the outdoor kitchen may be my favorite space.”

Patrick Borchard

HOMEOWNER



wish list, which included a complete outdoor kitchen with dining area, covered living room with big screen TV, seating area with a fire feature, an in-ground pool and hot tub. “We were able to accommodate every element,” says Jim. “The biggest challenge was working in the various elevations, which would add depth to the overall setting.”

The multi-dimensional design incorporated several Unilock paver styles to help define the various areas. Unilock Granito hexagon-shaped pavers were laid in the “rooms” and edged with a charcoal-colored Mattoni banding. Unilock Beacon Hill Smooth pavers were laid in a random pattern, connecting the areas and bringing cohesion to the overall design. The retaining half walls, pillars, counters and the grill island feature Unilock Brussels Dimensional with natural cut Limestone coping. The finished project far surpassed the homeowners’ expectations.

Pavers: Beacon Hill™ Smooth (Granite Mist) and Granito™ (Sabia) Hex with Mattoni (Dark Charcoal) accents

Vertical Features: Brussels Dimensional Stone™ (Granite Blend) with LedgeStone™ (Buff) coping and pillar caps with LedgeStone Fullnose pool coping




Products

Capture the eye with
exclusive products

From weathered cobblestone to contemporary linear, our product selection reaches beyond the horizontal to include garden walls, pillars, steps, fire tables and fountains. Rock the look that is unmistakably you, and undeniably Unilock!




Unilock Product Categories




CLASSIC

Our **budget-friendly** Classic products are manufactured to exceed ASTM standards for quality and strength.



ENDURACOLOR™

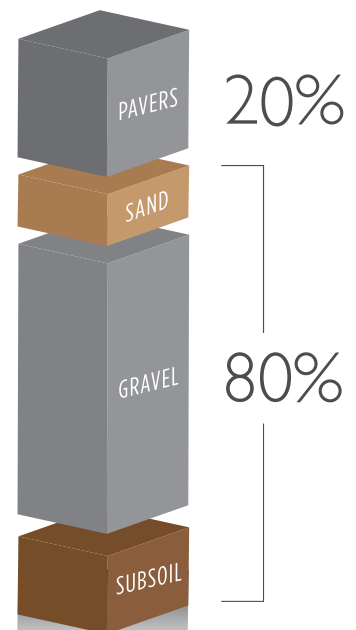
The refined look of our EnduraColor products is achieved with a two-step manufacturing process that uses concentrated color and **wear-resistant** finer aggregates to protect the surface from the appearance of fading over time.



ELEGANCE™

Our Elegance collection offers timeless beauty with styles you can't get anywhere else. From the classic luxury of riven natural stone slabs to the timeworn look of European cobblestones, the look you purchase is **the look that will last.**

Project Cost



Choose the product you love to get the maximum enjoyment from the investment you've made below the surface.

Don't Compromise

Many products look great when they're first installed, but after time the difference in quality shows.

In an average project, only 20% of the overall cost comes from the paver and wall products you choose, so don't be tempted to compromise.



Think *Green*



More and more households are implementing permeable paver projects as a sustainable, cost-effective and environmentally friendly alternative to traditional pavers.

Developed in response to growing concerns around stormwater management, permeable pavers allow rainwater to flow between the joints of pavers and back into the subsoil. This provides a dual “green” benefit: by naturally filtering out pollutants before stormwater reaches waterways, and by providing extra moisture back into surrounding plant material.

Using permeable pavers will decrease rainwater puddling on the pavement, effectively reducing the risk of ice buildup which is a benefit particularly useful on driveways.

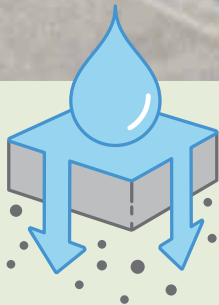
For homeowners who live in regions where local codes require them to reduce impervious surfaces on their lot to accommodate a new landscape feature like an in-ground pool, permeable paving is a popular alternative to conventional poured-in-place concrete or asphalt.

Some homeowners install rainwater collection systems underneath their paver projects to supply water to in-ground sprinkler systems!



Permeable Pavers

Special materials are used in the joints and in the permeable base below, to encourage water to flow through and reach the subsoil.




Permeable pavers look similar to traditional pavers but are designed with special spacer bars that create a wider joint.

Permeable Collection

In 1991, Unilock introduced the first permeable paver to North America. Since then, we've worked to produce the most extensive collection of permeable pavers in the industry, bringing charm and aesthetic appeal to every outdoor project.

TOWN HALL[®]



ECO-PRIORA[™]



TREO[®] SMOOTH



ECO-PROMENADE[®]



TRIBECA COBBLE[®]



NORDIC COBBLE[®]



Ultima™



Courystone

Only Unilock has the technology in North America to manufacture Ultima Concrete resulting in pavers **up to four times stronger** than poured concrete. With Ultima, the look you purchase is the look that will last.

Exclusive to **UNILOCK**

 **ELEGANCE**

Ultima Concrete is a key ingredient in the **timeless beauty** of our Elegance collection of premium pavers.

What makes Ultima concrete so strong?

In a word, fluidity. During manufacturing, we use as little water as possible while enhancing the fluidity at the drying stage, resulting in a form that self-compacts at the chemical level. The result is an extraordinary product that is unlike anything you'll find outside of Unilock.

With Ultima

Unilock Town Hall pavers are built to last



Without Ultima

Deteriorating brick pavers exposed to deicing salts

Reala™

When it comes to creating **realistic textures** that are indistinguishable from brick, cobblestone, or flagstone, there is no room for compromise.

Any paver meant to imitate a classic building material needs to embody its look, its feel, and its strength.

At Unilock, we've been capturing all three since 2004 with our Reala technology.



How do we achieve a random appearance?

First, we cast a multitude of pavers from molds of actual flagstone, brick, and cobblestone. Then we randomize the casting process. With so much variation between molds, we can then ensure that any paver installation avoids repetition, no matter how large or small the project.


Utilizing REALA technology, a multitude of natural stone surfaces, brick and historic cobblestones are cast to create a wide variety of **authentic textures** with consistent dimensions that are more cost efficient to install.



EasyClean™



Integral Stain Resistance



BEFORE



Stains set for thirty minutes, then removed with damp paper towel, hand scrub brush and mild soap.

What does this mean for stains?

Any spill that does manage to land on an EasyClean paver can be quickly and easily wiped away - no deep scrubbing or heavy cleaners needed.

Exclusive to **JNIOLOCK**

Unlike after-market sealers which merely coat the top, EasyClean goes beyond the surface and becomes integral to the product during manufacturing. The result is enhanced surface color, and stain resistance.

EASYSURE ADVANTAGES

Pavers are pre-sealed at the factory

Enhanced resistance to weathering

Reduced dirt absorption

Stains from leaves, coffee, ketchup, mustard, wine and BBQ oils are easier to remove

See how
it works



ColorFusion™

Exclusive to **UNILOCK**

The look of natural granite is achieved when color and granite particles are randomly dispersed using proprietary ColorFusion technology to achieve a unique mottled surface.



ColorFusion also available on our U-Cara® Multi-Face Wall System.

ColorFusion is made with the same durable concrete and fortifying manufacturing processes that make Unilock pavers last for decades. Our commitment to beautiful, long-lasting hardscaping products is what built our reputation, and we honor that commitment through continued innovation.





Pavers

From traditional shapes and textures to the most advanced technology and unique styles, the choices available in our paver collection are unrivaled in the industry.

Beacon Hill™ Smooth (Granite Mist) with Town Hall™ (Basalt) and Beacon Hill Smooth (Opal Blend) accents and Universal Coping (Midnight Charcoal) coping. U-Cara® Smooth (Granite Mist) pillars and firepit with LedgeStone™ (Buff) coping and pillar cap. Firepit is surrounded by Granito™ (Sabia) Hex with Town Hall accent.



TOP Cliffside Grey

BOTTOM Cliffside Grey

PRODUCT PAIRINGS



Pool & Wall Coping

Pisa™ Smooth
See page 156



Walls

Pisa Smooth
See page 141



Steps

SienaStone™ Smooth
See page 157


Color selection should be chosen from actual samples.

CLASSIC

Windermere[™] Flagstone



CLIFFSIDE GREY



GRANITE BLEND



IRISH COAST

3 UNIT RANDOM BUNDLE DRIVE FRIENDLY



LARGE RECTANGLE
14 $\frac{1}{16}$ x 21 $\frac{1}{4}$ x 2 $\frac{3}{4}$ "
360 x 540 x 70mm



SQUARE
14 $\frac{1}{16}$ x 14 $\frac{1}{16}$ x 2 $\frac{3}{4}$ "
360 x 360 x 70mm



SMALL RECTANGLE
7 $\frac{1}{8}$ x 14 $\frac{1}{16}$ x 2 $\frac{3}{4}$ "
180 x 360 x 70mm



PRODUCT PAIRINGS



Pool & Wall Coping

Pisa™ Smooth
See page 156



Walls

Pisa Smooth
See page 141



Steps

SienaStone™ Smooth
See page 157

TOP Granite Blend

BOTTOM Cliffside Grey with Midnight Charcoal accent


Color selection should be chosen from actual samples.

CLASSIC

Windermere[™] Smooth



CLIFFSIDE GREY



GRANITE BLEND



IRISH COAST



MIDNIGHT CHARCOAL
Small Rectangle only

3 UNIT RANDOM BUNDLE DRIVE FRIENDLY



LARGE RECTANGLE
14¹/₁₆ x 21¹/₄ x 2³/₄"
360 x 540 x 70mm



SQUARE
14¹/₁₆ x 14¹/₁₆ x 2³/₄"
360 x 360 x 70mm



SMALL RECTANGLE
7¹/₈ x 14¹/₁₆ x 2³/₄"
180 x 360 x 70mm


SMALL RECTANGLE DRIVE FRIENDLY



7¹/₈ x 14¹/₁₆ x 2³/₄"
180 x 360 x 70mm
Midnight Charcoal only




PRODUCT PAIRINGS



Pool & Wall Coping

Pisa™ Smooth
See page 156



Walls

Lineo™ Dimensional Stone
See page 137



Pool & Wall Coping

Universal
See page 156



Steps

SienaStone™ Smooth
See page 157

Color selection should be chosen from actual samples.

CLASSIC

ClassicCoat

Factory sealed to protect surface texture and color



WESTPORT SMOOTH

New

Westport™ Smooth



DUSK **NEW**



SAFARI **NEW**



CHARCOAL **NEW**
Available in 5 x 10 only

3 UNIT RANDOM BUNDLE DRIVE FRIENDLY



LARGE RECTANGLE
10 x 15 x 2³/₄"
254 x 380 x 70mm



SQUARE
10 x 10 x 2³/₄"
254 x 254 x 70mm



SMALL RECTANGLE
5 x 10 x 2³/₄"
127 x 254 x 70mm

SMALL RECTANGLE DRIVE FRIENDLY



5 x 10 x 2³/₄"
127 x 254 x 70mm
Charcoal only

CLASSIC

Brussels Block®



LIMESTONE



MAHOGANY



SANDSTONE



COFFEE CREEK



MIDNIGHT CHARCOAL
XL, Standard and Fullnose only

INDIVIDUAL UNITS

DRIVE FRIENDLY

Antiqued Finish



XL STONE
8¹/₈ x 13²/₃ x 2³/₄"
208 x 348 x 70mm



STANDARD STONE
6⁴/₈ x 8¹/₈ x 2³/₄"
173 x 208 x 70mm



HALF STONE
4¹/₈ x 6⁴/₈ x 2³/₄"
104 x 173 x 70mm



**FULLNOSE
COPING**
5⁷/₈ x 11⁷/₈ x 2³/₄"
150 x 300 x 70mm



PRODUCT PAIRINGS



Pool & Wall Coping
Brussels Dimensional
See page 64



Walls
Brussels Dimensional
See page 138



Steps
Natural Stone
See page 155

Sandstone with Brussels Dimensional Stone® (Sandstone)

Color selection should be chosen from actual samples.

CLASSIC

Treo[®] Smooth



GRANITE BLEND

3 UNIT RANDOM BUNDLE PERMEABLE DRIVE FRIENDLY



LARGE RECTANGLE
8⁷/₈ x 13¹/₄ x 3¹/₈"
225 x 338 x 80mm



SQUARE
8⁷/₈ x 8⁷/₈ x 3¹/₈"
225 x 225 x 80mm



SMALL RECTANGLE
4¹/₂ x 8⁷/₈ x 3¹/₈"
112 x 225 x 80mm



PRODUCT PAIRINGS



Pool & Wall Coping

Pisa[™] Smooth
See page 156



Walls

Pisa Smooth
See page 141



Steps

SienaStone[™] Smooth
See page 157

Granite Blend with Cophorne[®] (Basalt) accent
Color selection should be chosen from actual samples.



CLASSIC

Double Holland™



GRANITE



NATURAL



DARK CHARCOAL



SQUARE DRIVE FRIENDLY



8 x 8 x 2³/₈"
200 x 200 x 60mm

Natural with Granite accents



CLASSIC

Hollandstone™



GRANITE



NATURAL



SIERRA



DARK CHARCOAL

RECTANGLE DRIVE FRIENDLY




4 x 8 x 2 3/8"
100 x 200 x 60mm

Granite with Cophorne® (Basalt) accent



ENDURACOLOR™

Eco-Priora™ 



OPAL BLEND



STEEL GREY BLEND



RECTANGLE PERMEABLE DRIVE FRIENDLY



5 x 10 x 3/8"
120 x 240 x 80mm

Color selection should be chosen from actual samples.

Steel Grey Blend



ENDURACOLOR

Eco-Promenade®



OPAL BLEND

RECTANGLE PERMEABLE DRIVE FRIENDLY



2 7/8 x 12 x 4"
75 x 300 x 100mm

Color selection should be chosen from actual samples.

Opal Blend with Custom accent



PRODUCT PAIRINGS



Pool & Wall Coping

Endura™ Coping
See page 152



Walls

U-Cara Pitched
See page 131



Steps

SienaStone™ Smooth
See page 157

TOP Fossil with Town Hall® (Basalt) accent

BOTTOM Granite Mist

Color selection should be chosen from actual samples.



Northshore™



FOSSIL



GRANITE MIST



STERLING **NEW**



MIDNIGHT CHARCOAL
6x12 only

3 UNIT RANDOM BUNDLE DRIVE FRIENDLY



LARGE RECTANGLE
18 x 12 x 2¾"
457 x 300 x 70mm



SQUARE
12 x 12 x 2¾"
300 x 300 x 70mm



SMALL RECTANGLE
6 x 12 x 2¾"
150 x 300 x 70mm

SMALL RECTANGLE DRIVE FRIENDLY



6 x 12 x 2¾"
150 x 300 x 70mm
Midnight Charcoal only



PRODUCT PAIRINGS



Pool & Wall Coping

Endura™ Coping
See page 152



Walls

U-Cara® Pitched
See page 131



Steps

SienaStone™ Smooth
See page 157

TOP Granite Mist with Copthorne® (Basalt) accent

BOTTOM Granite Mist with Copthorne (Basalt) and Beacon Hill Smooth (Opal Blend) accents.
U-Cara Pitched (Granite Mist) retaining wall with Opal Blend accent and Natural Stone coping and steps.

Color selection should be chosen from actual samples.

Beacon Hill™ Flagstone



ALMOND GROVE FUSION



FOSSIL



GRANITE MIST



TUSCANY

3 UNIT RANDOM BUNDLE AVAILABLE IN BOTH 60MM & 80MM

60mm not suitable for vehicular applications. 80mm can handle vehicular loads.



LARGE RECTANGLE
15 x 22½ x 2⅜ (3⅛)"
380 x 570 x 60 (80)mm



SQUARE
15 x 15 x 2⅜ (3⅛)"
380 x 380 x 60 (80)mm



SMALL RECTANGLE
7½ x 15 x 2⅜ (3⅛)"
190 x 380 x 60 (80)mm




PRODUCT PAIRINGS




Pool & Wall Coping

Endura™ Coping
See page 152



Walls

U-Cara® Smooth
See page 131



Steps

SienaStone™ Smooth
See page 157

TOP Opal Blend with Mattoni™ (Dark Charcoal) accent


BOTTOM Almond Grove Fusion with Midnight Charcoal accent

Color selection should be chosen from actual samples.


Beacon Hill™ Smooth




ALMOND GROVE FUSION



FOSSIL



GRANITE MIST




OPAL BLEND




TUSCANY

3 UNIT RANDOM BUNDLE AVAILABLE IN BOTH 60MM & 80MM
 60mm not suitable for vehicular applications. 80mm can handle vehicular loads.



LARGE RECTANGLE
 15 x 22½ x 2⅜ (3⅞)"
 380 x 570 x 60 (80)mm




SQUARE
 15 x 15 x 2⅜ (3⅞)"
 380 x 380 x 60 (80)mm




SMALL RECTANGLE
 7½ x 15 x 2⅜ (3⅞)"
 190 x 380 x 60 (80)mm

SMALL RECTANGLE AVAILABLE IN BOTH 60MM & 80MM



DARK BROWN



MIDNIGHT CHARCOAL




OPAL BLEND



7½ x 15 x 2⅜ (3⅞)"
 190 x 380 x 60 (80)mm

SLAB PEDESTRIAN ONLY



22½ x 37½ x 2⅜"
 570 x 950 x 60mm

Fossil, Granite Mist
 and Opal Blend Only
 See page 118

Bristol Valley®



GRANITE FUSION



OAK BROWN FUSION **NEW**



3 UNIT RANDOM BUNDLE AVAILABLE IN BOTH 60MM & 80MM


60mm not suitable for vehicular applications. 80mm can handle vehicular loads.



LARGE RECTANGLE
15 x 22½ x 2⅜ (3⅞)"
380 x 570 x 60 (80)mm



SQUARE
15 x 15 x 2⅜ (3⅞)"
380 x 380 x 60 (80)mm



SMALL RECTANGLE
7½ x 15 x 2⅜ (3⅞)"
190 x 380 x 60 (80)mm



PRODUCT PAIRINGS



Pool & Wall Coping

Endura™ Coping
See page 152



Pool & Wall Coping

Universal
See page 156



Walls

U-Cara® Pitched
See page 131



Steps

SienaStone™ Smooth
See page 157

Granite Fusion with Cophthorne® (Basalt) accent

Color selection should be chosen from actual samples.

Artline™



GRANITE MIST



FOSSIL **NEW**



STERLING **NEW**


7 UNIT RANDOM BUNDLE DRIVE FRIENDLY



7⁵/₈ x 4⁷/₈ x 3¹/₈"
193.5 x 125 x 80mm




8⁵/₈ x 4⁷/₈ x 3¹/₈"
219.5 x 125 x 80mm




10¹/₄ x 4⁷/₈ x 3¹/₈"
260 x 125 x 80mm



12 x 4⁷/₈ x 3¹/₈"
305 x 125 x 80mm



7¹/₂ x 8⁷/₈ x 3¹/₈"
187.5 x 225 x 80mm



7¹/₂ x 13³/₈ x 3¹/₈"
187.5 x 337.8 x 80mm




7¹/₂ x 17³/₄ x 3¹/₈"
187.5 x 450 x 80mm



PRODUCT PAIRINGS



Pool & Wall Coping
Endura™ Coping
See page 152



Walls
U-Cara® Smooth
See page 131



Steps
SienaStone™ Smooth
See page 157

Granite Mist

Color selection should be chosen from actual samples.




PRODUCT PAIRINGS




Pool & Wall Coping

Endura™ Coping
See page 152



Walls

U-Cara® Smooth
See page 131



Steps

SienaStone™ Smooth
See page 157

TOP Dark Charcoal and Granite Blend (mixed on site)

BOTTOM Sable Blend

Color selection should be chosen from actual samples.



Mattoni™

Exclusive to **UNILOCK**




ANTIQUED FINISH



SABLE BLEND



GRANITE BLEND



DARK CHARCOAL

GRANITO BRUSHED FINISH



NOTTE



SCURO

STANDARD DRIVE FRIENDLY



2³/₈ x 9²/₅ x 2³/₄"
60 x 240 x 70mm



PRODUCT PAIRINGS



Pool & Wall Coping

Umbriano®
See page 153



Walls

U-Cara® Umbriano
See page 131



Steps

Natural Stone
See page 155

TOP Sabia (Hex) with Copthorne® (Basalt) border and U-Cara® Smooth (Granite Mist) wall with Ledgestone™ (Buff) coping

BOTTOM Notte (Hex)

Color selection should be chosen from actual samples.



Granito™

Exclusive to **UNILOCK**



NOTTE



SABIA



SCURO

3 UNIT RANDOM BUNDLE PEDESTRIAN ONLY ————— FLAGSTONE TEXTURE



LARGE RECTANGLE
14 x 21 x 2 3/8"
360 x 540 x 60mm



SQUARE
14 x 14 x 2 3/8"
360 x 360 x 60mm



SMALL RECTANGLE
7 x 14 x 2 3/8"
180 x 360 x 60mm



NOTTE



SABIA



SCURO

HEX UNIT DRIVE FRIENDLY ————— SMOOTH TEXTURE



8 x 8 x 2 3/4"
200 x 200 x 70mm



PRODUCT PAIRINGS



Pool & Wall Coping

Umbriano
See page 153



Pool & Wall Coping

Endura™ Coping
See page 152



Walls

U-Cara® Umbriano®
See page 131



Steps

Natural Stone
See page 155

ENDURACOLOR™

ARTISTA™
Boldly mottled color finish

EasyClean™
Factory sealed for integral
stain resistance



GRANITO MIX


Granito™ Mix

Exclusive to **UNILOCK**




NOTTE BLEND

3 FINISH MIXED BUNDLE DRIVE FRIENDLY



7x14 x 3/8"
180 x 360 x 80mm



7x14 x 3/8"
180 x 360 x 80mm



7x14 x 3/8"
180 x 360 x 80mm



ENDURACOLOR™

Exclusive to **UNILOCK**

Il Campo®



GRANITE BLEND



SANDSTONE



DARK CHARCOAL



LIGHT GREY

INDIVIDUAL UNITS DRIVE FRIENDLY

Brushed Finish



4 x 8 x 2³/₄"
100 x 200 x 70mm
Dark Charcoal only



7 x 14 x 3¹/₈"
180 x 360 x 80mm
Dark Charcoal only



8 x 16 x 2³/₄"
200 x 400 x 70mm
All Colors

Color selection should be chosen from actual samples.

Granite Blend



ENDURACOLOR™

Series™



GLACIER



MOUNTAIN MIST




BLACK GRANITE

INDIVIDUAL UNITS DRIVE FRIENDLY

Exposed Granite



4 x 8 x 2 3/4"
100 x 200 x 70mm
Black Granite only



8 x 8 x 2 3/4"
200 x 200 x 70mm



8 x 16 x 2 3/4"
200 x 400 x 70mm



PRODUCT PAIRINGS




Pool & Wall Coping

Endura™ Coping
See page 152



Walls

U-Cara® Pitched
See page 131



Walls

U-Cara Smooth
See page 131



Steps

SienaStone™ Smooth
See page 157

TOP Opal Blend, Steel Grey Blend, Granite Blend and Black Granite with Beacon Hill™ Slab (Opal Blend) banding

BOTTOM Opal Blend, Steel Grey Blend, Granite Blend and Black Granite

Color selection should be chosen from actual samples.

Promenade™ Plank Paver




SMOOTH FINISH DRIVE FRIENDLY



OPAL BLEND




8 x 24 x 4"
200 x 600 x 100mm



STEEL GREY BLEND



4 x 16 x 4"
100 x 400 x 100mm



SANDSTONE 4x12 Only



4 x 12 x 4"
100 x 300 x 100mm

IL CAMPO FINISH DRIVE FRIENDLY


Brushed Finish



LIGHT GREY



8 x 24 x 4"
200 x 600 x 100mm



GRANITE BLEND



4 x 12 x 4"
100 x 300 x 100mm



DARK CHARCOAL

SERIES FINISH DRIVE FRIENDLY

Exposed Granite



BLACK GRANITE



8 x 24 x 4"
200 x 600 x 100mm



4 x 12 x 4"
100 x 300 x 100mm




PRODUCT PAIRINGS




Pool & Wall Coping

Endura™ Coping
See page 152



Walls

U-Cara® Pitched
See page 131



Walls

U-Cara Smooth
See page 131



Steps

SienaStone™ Smooth
See page 157

TOP Mica Grey

BOTTOM Mica Grey, Metallic Grey and Frost (mixed on site)

Color selection should be chosen from actual samples.

Revela™



MICA GREY



METALLIC GREY



SAVANNAH



FROST **NEW**



3 UNIT RANDOM BUNDLE DRIVE FRIENDLY Enhanced Surface



LARGE RECTANGLE
14 x 21 x 3 1/8"
360 x 540 x 80mm



SQUARE
14 x 14 x 3 1/8"
360 x 360 x 80mm



SMALL RECTANGLE
7 x 14 x 3 1/8"
180 x 360 x 80mm

SLAB PEDESTRIAN ONLY



21 x 35 x 2 3/8"
540 x 890 x 60mm

Pewter, Metallic Grey,
Savannah and Frost Only
See page 122

4 x 12 DRIVE FRIENDLY



4 x 12 x 4"
100 x 300 x 100mm

Metallic Grey Only



ENDURACOLOR™

Tribeca Cobble™



CRYSTALLINE BASALT



PEPPERED GRANITE



3 UNIT RANDOM BUNDLE PERMEABLE DRIVE FRIENDLY

Exposed Granite



LARGE RECTANGLE
5 1/8 x 12 x 2 3/4"
130 x 305 x 70mm



MEDIUM RECTANGLE
5 1/8 x 9 x 2 3/4"
130 x 230 x 70mm



SMALL RECTANGLE
5 1/8 x 7 x 2 3/4"
130 x 175 x 70mm

Color selection should be chosen from actual samples.

Crystalline Basalt with Peppered Granite accent



ENDURACOLOR™

New

Nordic Cobble™



GLACIER



MOUNTAIN MIST



BLACK GRANITE

INDIVIDUAL UNIT PERMEABLE DRIVE FRIENDLY

Exposed Granite



TRAPEZOID
3 5/8 x 3 3/4 x 2 3/8"
90 x 94 x 60mm

Color selection should be chosen from actual samples.

Glacier and Black Granite



PRODUCT PAIRINGS



Pool & Wall Coping

Umbriano®
See page 153



Walls

U-Cara® Umbriano
See page 131



Steps

Natural Stone
See page 155

TOP Summer Wheat

BOTTOM Winter Marvel

Color selection should be chosen from actual samples.




Umbriano®

Exclusive to **JNIOCK**



FRENCH GREY



GRENADA WHITE **NEW**
Available in 60mm only



SUMMER WHEAT




WINTER MARVEL

3 UNIT RANDOM BUNDLE AVAILABLE IN BOTH 60MM & 80MM

60mm not suitable for vehicular applications. 80mm can handle vehicular loads.



LARGE RECTANGLE
14 x 21 x 2³/₈" (3¹/₈")
360 x 540 x 60 (80) mm




SQUARE
14 x 14 x 2³/₈" (3¹/₈")
360 x 360 x 60 (80) mm



SMALL RECTANGLE
7 x 14 x 2³/₈" (3¹/₈")
180 x 360 x 60 (80) mm

SLAB PEDESTRIAN ONLY



21 x 35 x 2³/₈"
540 x 890 x 60mm

Also available in
Midnight Sky (Page 121)



PRODUCT PAIRINGS



Pool & Wall Coping

Umbriano®
See page 153



Walls

U-Cara® Umbriano
See page 131



Steps

Natural Stone
See page 155

TOP Summer Wheat with Cophorne® (Basalt) accent


BOTTOM French Grey Hex unit

Color selection should be chosen from actual samples.




Umbriano® 70mm

Exclusive to **UNILOCK**



FRENCH GREY



SUMMER WHEAT




WINTER MARVEL



MIDNIGHT SKY
8 x 24" and 8 x 16" only

SLAB PEDESTRIAN ONLY



24 x 24 x 2³/₄"
600 x 600 x 70mm

French Grey, Summer Wheat
and Winter Marvel only

DRIVE FRIENDLY




12 x 24 x 2³/₄"
300 x 600 x 70mm



8 x 24 x 2³/₄"
200 x 600 x 70mm




8 x 16 x 2³/₄"
200 x 400 x 70mm



16 x 16 x 2³/₄"
400 x 400 x 70mm



HEX
8 x 8 x 2³/₄"
200 x 200 x 70mm



Richcliff®


EXCLUSIVE TO **JNIOCK**

Inspired by the texture of natural cut flagstone, Richcliff offers superior durability and timeless appeal ideal for driveways, patios, walkways and commercial projects.

A multitude of stone textures were cast using Reala™ Technology, to ensure that finished projects will have a completely random and natural appearance. And unlike natural stone, which can crack, split and fade, Richcliff is virtually indestructible.

 **ELEGANCE™**





PRODUCT PAIRINGS



Pool & Wall Coping

Umbriano
See page 153



Walls

U-Cara® Smooth
See page 131



Walls

U-Cara Umbriano®
See page 131



Steps

Natural Stone
See page 155

TOP Dawn Mist and Pebble Taupe (mixed on site)

BOTTOM Dawn Mist and Pebble Taupe (mixed on site)

Color selection should be chosen from actual samples.



ULTIMA™

Up to 4x stronger than poured-in-place concrete

REALA™

Cast from natural stone

EasyClean™
Factory sealed for integral stain resistance



RICHCLIFF

Richcliff®

Exclusive to **UNILOCK**



DAWN MIST



PEBBLE TAUPE




PEBBLE TAUPE / DAWN MIST
Blended on Site

3 UNIT RANDOM BUNDLE DRIVE FRIENDLY



RECTANGLE
12 x 9 x 2³/₈"
300 x 226 x 60mm



SQUARE
9 x 9 x 2³/₈"
226 x 226 x 60mm



SMALL RECTANGLE
6 x 9 x 2³/₈"
150 x 226 x 60mm



Courtstone®

EXCLUSIVE TO **JNIOCK**

The polished look of Courtstone brings a luxurious, old-world elegance, with Ultima™ Concrete Technology providing up to four times the strength of conventional poured concrete.

The unique shapes of Courtstone are cast from real European cobblestones using Reala™ Technology, but manufactured with a consistent base for efficient installation and superior interlock.

 **ELEGANCE™**





PRODUCT PAIRINGS



Pool & Wall Coping

Umbriano®
See page 153



Walls

U-Cara® Smooth
See page 131



Walls

U-Cara Umbriano
See page 131



Steps

Natural Stone
See page 155

TOP Basalt

BOTTOM Basalt with Umbriano® (Summer Wheat)

Color selection should be chosen from actual samples.



ULTIMA™

Up to 4x stronger than poured-in-place concrete

REALA™

Cast from historical cobblestones

EasyClean™
Factory sealed for integral stain resistance



COURTSTONE

Courtstone®

Exclusive to **UNILOCK**



BASALT

5 UNIT RANDOM BUNDLE DRIVE FRIENDLY



XL Rectangle
5 1/8 x 8 3/8 x 2 3/8"
130 x 215 x 60mm



LARGE RECTANGLE
5 1/8 x 7 1/4 x 2 3/8"
130 x 185 x 60mm



RECTANGLE
5 1/8 x 6 1/2 x 2 3/8"
130 x 165 x 60mm



SMALL RECTANGLE
5 1/8 x 5 3/4 x 2 3/8"
130 x 145 x 60mm



SQUARE
5 1/8 x 5 1/8 x 2 3/8"
130 x 130 x 60mm



Town Hall[®]

EXCLUSIVE TO **JNIOCK**

Modeled after historic North American clay street pavers, Town Hall is perfect for any traditional or permeable applications. The rich colors and classic shape also make it a popular border or accent paver.

Town Hall textures were cast from a multitude of different surfaces using Reala™ Technology, for a vintage, streetscape charm that stands the test of time.

 **ELEGANCE**





PRODUCT PAIRINGS



Pool & Wall Coping

Umbriano®
See page 153



Walls

U-Cara® Smooth
See page 131



Walls

U-Cara Umbriano
See page 131



Steps

Natural Stone
See page 155

TOP Basalt

BOTTOM 3 Color Blend

Color selection should be chosen from actual samples.



ULTIMA™

Up to 4x stronger than poured-in-place concrete

REALA™

Cast from historical brick

EasyClean™
Factory sealed for integral stain resistance



TOWN HALL

Town Hall®

Exclusive to **UNILOCK**



BURGUNDY RED



BURNT CLAY



OLD OAK



3 COLOR BLEND Blended on Site



BASALT

STANDARD PERMEABLE DRIVE FRIENDLY



4 x 9¾ x 2¾"
100 x 250 x 70mm



Copthorne®

EXCLUSIVE TO **JNIOCK**

Inspired by the rich color and timeworn beauty of European street pavers, Copthorne offers more delicate dimensions than Town Hall. These proportions make it possible to design curved walkways and borders without the need for cutting.

Cast using Reala Technology for an authentic surface appearance, and Ultima Concrete Technology to deliver up to four times the strength of conventional poured concrete, Copthorne offers timeless beauty.

 **ELEGANCE™**





PRODUCT PAIRINGS



Pool & Wall Coping

Umbriano®
See page 153



Walls

U-Cara® Smooth
See page 131



Walls

U-Cara Umbriano
See page 131



Steps

Natural Stone
See page 155

TOP 3 Color Blend

BOTTOM Basalt with 3 Color Blend accent

Color selection should be chosen from actual samples.



ULTIMA™

Up to 4x stronger than poured-in-place concrete

REALA™

Cast from historical brick



Copthorne

Exclusive to **UNILOCK**



BURGUNDY RED



BURNT CLAY



OLD OAK



3 COLOR BLEND Blended on Site



BASALT

STANDARD DRIVE FRIENDLY



2 1/2 x 7 7/8 x 2 3/8"
65 x 200 x 60mm





Slabs

An ideal blend of strength and beauty comes with our collection of slabs. Featured in natural stone, porcelain and durable concrete, slabs are the perfect complement to light-duty patios, roof decks and porch overlays.




CLASSIC

Metro Slab™

ClassicCoat

Factory sealed to protect surface texture and color



DUSK **NEW**




SAFARI **NEW**



MIDNIGHT CHARCOAL



PEDESTRIAN ONLY



15 x 30 x 2¾"
380 x 760 x 60mm

Color selection should be chosen from actual samples.

Dusk and Safari (mixed on site) with Midnight Charcoal accent



ENDURACOLOR™

Promenade™ Plank



OPAL BLEND SMOOTH FINISH




STEEL GREY BLEND SMOOTH FINISH



BLACK GRANITE SERIES™ FINISH



LIGHT GREY IL CAMPO* FINISH



GRANITE BLEND IL CAMPO FINISH



DARK CHARCOAL IL CAMPO FINISH

DRIVE FRIENDLY




8 x 24 x 4"
200 x 600 x 100mm

Color selection should be chosen from actual samples.

Black Granite



ENDURACOLOR™

 **comfort step™**
Ultra-smooth surface texture

 **EasyClean™**
Factory sealed for integral stain resistance



Soreno™ Slab

Exclusive to **JNIBLOCK**



LIGHT GRANITE



TOSCANA BEIGE



PEDESTRIAN ONLY



16 x 32 x 2"
400 x 800 x 50mm

Color selection should be chosen from actual samples.

Light Granite



ENDURACOLOR™

EasyClean™
Factory sealed for integral stain resistance



Arcana™ Slab

Exclusive to **UNILOCK**



MODENA



CORVARA



VIVANTO

PEDESTRIAN ONLY



23⁷/₈ x 23⁷/₈ x 2"
610 x 610 x 50mm
SPECIAL ORDER



17⁷/₈ x 23⁷/₈ x 2"
450 x 600 x 50mm



Color selection should be chosen from actual samples.

Modena



ENDURACOLOR™

Beacon Hill™ Smooth Slab



GRANITE MIST




FOSSIL



OPAL BLEND

PEDESTRIAN ONLY



22 ⁷/₁₆ x 37 ³/₈ x 2 ³/₈"
570 x 950 x 60mm

Color selection should be chosen from actual samples.

Granite Mist



ENDURACOLOR™

New

Skyline™ Slab



OPAL BLEND - SMOOTH FINISH



LIGHT GREY - CLASSIC




GRENADA WHITE - UMBRIANO*

PEDESTRIAN ONLY



24 x 24 x 2"
600 x 600 x 50mm



12 x 24 x 2"
300 x 600 x 50mm

Color selection should be chosen from actual samples.

Opal Blend (Smooth Finish)




Color selection should be chosen from actual samples.

Winter Marvel



Umbriano® Slab

Exclusive to **UNILOCK**



FRENCH GREY



MIDNIGHT SKY 8 x 24" only



SUMMER WHEAT




WINTER MARVEL



GRENADA WHITE 21 x 35" only

PEDESTRIAN ONLY




21 x 35 x 2³/₈"
540 x 890 x 60mm



8 x 24 x 2³/₄"
200 x 600 x 70mm




12 x 24 x 2³/₄"
300 x 600 x 70mm



24 x 24 x 2³/₄"
600 x 600 x 70mm



18 x 36 x 4"
450 x 900 x 100mm



36 x 36 x 4"
900 x 900 x 100mm



Coming Soon

Urban Line

Out with the old, in with the Urban!

Give your outdoor space a modern makeover with our cutting-edge Urban™ Line. Strike a perfect match with a combination of large format slabs, coping, and U-Cara® panels to create a trendsetting, monochromatic design.

Speak to your Unilock Authorized Contractor to find out how to Urban-ize your outdoor space.


ENDURACOLOR™



INDIANA BUFF



STERLING





Revela™ Slab



FROST **NEW**



MICA GREY



METALLIC GREY



SAVANNAH

PEDESTRIAN ONLY



21 x 35 x 2³/₈"
540 x 890 x 60mm

Color selection should be chosen from actual samples.

Mica Grey

Porcelain Tile Slabs

Suitable for wood deck and concrete overlays.



24 x 24 PEDESTRIAN ONLY



GOTHAM GREY
 DELCONCA USA



TRAVSTONE BEIGE
 DELCONCA USA



GRAUSTEIN
 CAESAR



24 x 24 x 3/4"
 600 x 600 x 20mm

16 x 32 PEDESTRIAN ONLY



UNILOCK
 COSMIC GREY



UNILOCK
 DOVE GREY TRAVERTINE



LASCALA GREY
 DELCONCA USA



16 x 32 x 3/4"
 400 x 800 x 20mm

Please contact your contractor or a local Unilock Authorized Dealer for more information and availability.

Color selection should be chosen from actual samples.



- TOP** Indian Coast
- LEFT** Stone Cliff Grey
- RIGHT** Castle Grey


Color selection should be chosen from actual samples.

Natural Stone

Suitable for pool decks, wood decks, patios, entrances and concrete overlays.




SANDSTONE & LIMESTONE PEDESTRIAN ONLY




GREYFIELD SANDSTONE



INDIAN COAST SANDSTONE



IVORY SAND **NEW** SANDSTONE



STONE CLIFF GREY SANDSTONE




BLACK RIVER LIMESTONE



GRANITE PEDESTRIAN ONLY



BLACK OYSTER



CASTLE GREY



GALAXY FROST



Please contact your contractor or a local Unilock Authorized Dealer for more information and availability.





Retaining Walls & Vertical Features

Unlimited creative possibilities exist for retaining soil or building vertical features like grill islands and firepits. Now the durability of EnduraColor™ is available, thanks to our U-Cara® Fascia Panels.

Pavers: Treo® Smooth (Granite Mist) and Granito™ (Sabia) Hex with Copthorne® (Basalt) accent
Wall: U-Cara® Wall Mount System with U-Cara Smooth Fascia Panels (Granite Mist)



TOP Almond Grove Fusion Pitched with Almond Grove Fusion Smooth backsplash and Beacon Hill™ Flagstone pavers

LEFT Umbriano® French Grey with Natural Stone Coping

RIGHT Granite Smooth with Series™ Black Granite accent and Arcana™ slabs

Color selection should be chosen from actual samples.



reddot

2019

U-Cara received the "red dot" award for high design quality and innovation.


U-Cara® Multi-Face Wall System

This patented wall system, exclusive to Unilock, represents a revolution in wall design. With U-Cara it's now possible to design walls, pillars, planters, fire features, grill islands and more, with the refined surface and long-lasting color of exclusive Unilock EnduraColor finishes.




FASCIA PANELS

SMOOTH PANEL



ALMOND GROVE FUSION




FOSSIL




GRANITE MIST




INDIANA BUFF **NEW**



STERLING **NEW**



OPAL BLEND



MIDNIGHT CHARCOAL

UMBRIANO PANEL




FRENCH GREY



SUMMER WHEAT



WINTER MARVEL



MIDNIGHT SKY



GRENADA WHITE **NEW**

PITCHED PANEL



ALMOND GROVE FUSION



GRANITE MIST

SERIES 3" PANEL



BLACK GRANITE



- TOP** Granite Mist Pitched with Beacon Hill™ Smooth (Granite Mist) slabs
- LEFT** Granite Mist Pitched with Umbriano® Midnight Sky accent and Natural Stone coping
- RIGHT** Granite Mist Pitched with Umbriano French Grey Mattoni™ (Dark Charcoal) accents

Color selection should be chosen from actual samples.

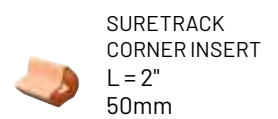
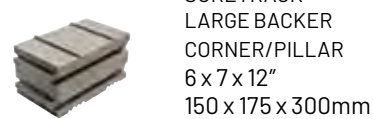
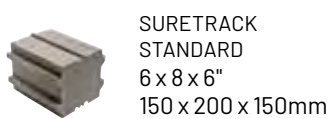
U-Cara® Multi-Face Wall System



1 BASE UNIT



2 BACKER BLOCKS




3 FASCIA PANELS

6" STANDARD FASCIA



3" SERIES PANEL



2 UNIT CORNER BUNDLE




4 FASCIA PANEL STYLES



SMOOTH



PITCHED



UMBRIANO



SERIES

5 COPING

ENDURA™ COPING



SEE PAGE 152

UMBRIANO COPING



SEE PAGE 153

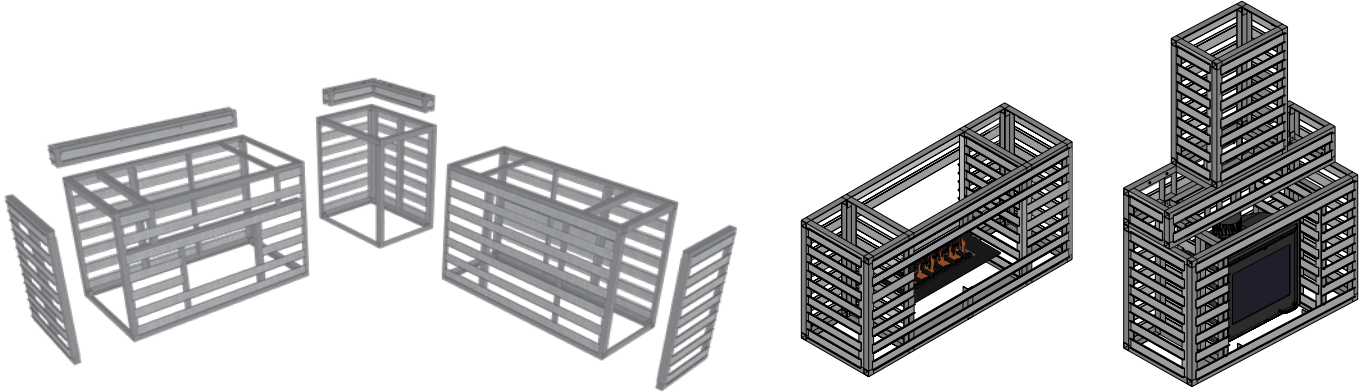
UNIVERSAL COPING



SEE PAGE 156

U-Cara® Modular System

Our U-Cara Modular System offers a variety of aluminium frames that can be mixed and matched to construct vertical features like grill islands, fire features and pillars.



Speak to your contractor to select a design and a U-Cara fascia panel finish to suit your project.

U-Cara® Wall Mount System

The U-Cara Wall Mount System allows you to put the finishing touches on your project by cladding existing structures with U-Cara fascia panels.

Create matching vertical features with the U-Cara Modular System to complete your cohesive design.



Ideal for garden sheds, wing walls, exposed foundation, existing steps or concrete and wood substrates.



PRODUCT PAIRINGS




Paver

Westport™ Smooth
See page 63



Pool & Wall Coping

Universal
See page 156



Steps

SienaStone™ Smooth
See page 157

TOP Granite Blend and Midnight Charcoal (mixed on site) with Beacon Hill™ Smooth slabs and Copthorne® (Basalt) accent

BOTTOM Granite Blend and Midnight Charcoal accent with Artline™ (Fossil) pavers and Natural Stone (Black river) coping

Color selection should be chosen from actual samples.

CLASSIC

Lineo™ Dimensional Stone



DUSK **NEW**



GRANITE BLEND




SAFARI **NEW**




MIDNIGHT CHARCOAL


4 UNIT RANDOM BUNDLE




4 x 24 x 8"
100 x 600 x 200mm




4 x 20 x 8"
100 x 500 x 200mm



4 x 16 x 8"
100 x 400 x 200mm



4 x 12 x 8"
100 x 300 x 200mm



PILLAR / CORNER
4 x 16 x 8"
100 x 400 x 200mm



U-GRIP™ BASE PAD
14 x 19 x 2"
355 x 482 x 55mm

CLASSIC

Brussels Dimensional Stone®



LIMESTONE



MAHOGANY



SANDSTONE




COFFEE CREEK



MIDNIGHT CHARCOAL



STANDARD
12 x 4 x 8"
300 x 100 x 200mm



U-GRIP™ BASE PAD
14 x 19 x 2"
355 x 482 x 55mm

SUNSET FIREPIT KITS

Available in Coffee Creek, Mahogany and Sandstone



Round



Square



PRODUCT PAIRINGS



Paver
Brussels Block®
See page 64



Pool & Wall Coping
Brussels Fullnose™
See page 64



Pool & Wall Coping
Universal
See page 156



Steps
SienaStone™ Smooth
See page 157

Sandstone with Brussels Fullnose Sandstone coping
Color selection should be chosen from actual samples.

CLASSIC

Pisa™



GRANITE



NATURAL



MAHOGANY



SIERRA



STANDARD
8 x 12 x 6"
200 x 300 x 150mm



TAPERED
8 x 12 x 6"
200 x 300 x 150mm




CORNER
8 x 12 x 6"
200 x 300 x 150mm



24" COPING
12 x 24 x 3"
300 x 600 x 75mm



U-GRIP™ BASE PAD
14 x 19 x 2"
355 x 482 x 55mm



PRODUCT PAIRINGS



Paver
Hollandstone™
See page 67



Pool & Wall Coping
Pisa™
See page 156



Steps
SienaStone™
See page 157

Natural with Pisa coping (Natural)

Color selection should be chosen from actual samples.



PRODUCT PAIRINGS



Paver

Windermere™ Smooth
See page 61



Pool & Wall Coping

Pisa™ Smooth
See page 156



Steps

SienaStone™ Smooth
See page 157

TOP Granite Blend with Universal Coping (Midnight Charcoal)

BOTTOM Granite Blend with Universal Coping (Light Grey) and Natural Stone (Black River) pillar cap


Color selection should be chosen from actual samples.

CLASSIC

Pisa Smooth™



CLIFFSIDE GREY



GRANITE BLEND



IRISH COAST



STANDARD
10⁷/₈ x 21³/₄ x 3³/₈"
275 x 550 x 85mm



COPING
13⁷/₈ x 21³/₄ x 3³/₈"
350 x 550 x 85mm



CORNER
10⁷/₈ x 21³/₄ x 3³/₈"
275 x 550 x 85mm



U-GRIP™ BASE PAD
14 x 19 x 2"
355 x 482 x 55mm



CLASSIC

SienaStone™



NATURAL




CORNER 45°
(LEFT & RIGHT)
20 x 43¹/₃ x 7¹/₄"
500 x 1100 x 185mm



CORNER 90°
(LEFT & RIGHT)
20 x 43¹/₃ x 7¹/₄"
500 x 1100 x 185mm



STANDARD 925
37¹/₂ x 47¹/₄ x 7¹/₄"
925 x 1200 x 185mm



STANDARD 500
20 x 47¹/₄ x 7¹/₄"
1500 x 200 x 185mm



STANDARD 333
13 x 47¹/₄ x 7¹/₄"
333 x 1200 x 185mm



COPING
20 x 47¹/₄ x 7¹/₄"
500 x 1200 x 185mm



CLASSIC

SienaStone™ Smooth



GRANITE BLEND



SAFARI **NEW**



STANDARD 375
14³/₄ x 47¹/₄ x 7"
375 x 1200 x 180mm



CORNER 375
14³/₄ x 38³/₈ x 7"
375 x 1200 x 180mm



COPING 383
15 x 47¹/₄ x 7"
383 x 1200 x 180mm



**CLOSED-END
COPING 383**
15 x 47¹/₄ x 7"
383 x 1200 x 180mm

Color selection should be chosen from actual samples.

Granite Blend

Firepits and Fire Features

Imagine flames crackling on a cool night, curling up under the stars with friends and family, and sipping a warm cup of hot chocolate. Soak up that sense of bliss from your backyard with a Unilock firepit!





U-Cara

HEAT DAMAGE PREVENTION

To ensure a long-lasting fire feature, direct exposure to extreme heat from an open flame should be avoided. Always construct fire features with a protective heat barrier such as a metal insert, refractory blocks or approved firebrick to prevent potential heat damage.

NOTE: Large fires and extreme heat are detrimental to concrete.

SUNSET FIREPIT KIT

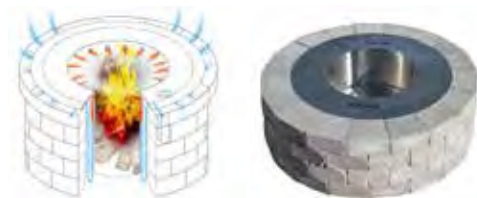


Square shape also available.

UNILOCK REDUCED SMOKE INSERT

ZENTRO TECHNOLOGY FIREPIT INSERT AVAILABLE FOR ALL FIREPIT KITS.

There's nothing like relaxing around a roaring fire to bring family and friends closer together. But with ordinary firepits, smoke always blows in someone's face - usually yours. With Unilock Reduced Smoke Inserts, stinging eyes are a thing of the past. Zentro's patent-pending technology reburns smoke before it gets anywhere near your eyes. Say hello to good times and goodbye to smoke.



FIREPIT INSERT

Firepit kit comes with a firepit insert (sold separately) that fits securely into the firepit.

Outdoor Kitchens

There's nothing more fun than cooking al fresco. An outdoor kitchen is an entire, defined space dedicated to preparing meals among family and friends, but with a much livelier backdrop!



Learn about things to consider when designing your outdoor kitchen.





Design Considerations



Think about how you'll use the space, the outdoor appliances you need, the best location for a kitchen in your yard, and how it will weather in the elements over time.



From a practical side, an outdoor kitchen is an extension of your home's living and entertaining space, allowing you to make the most of your backyard.

Water Features & Pillars

From fountains and ponds, to waterfalls and custom water features, these soothing additions are a popular way to enhance your landscape design.




Elevate your outdoor space to new heights by incorporating pillars into your design. With varying heights and functions, pillars create a sense of permanence and strength while also adding visual flair. Take it a step further by incorporating landscape lighting into your pillars to set the mood at night.

Creative Ideas

The versatility of Unilock products provides a playground for your imagination. From mixing patterns and colors to create a custom sports court, to utilizing Unilock wall systems to beautify a utilitarian window well, the possibilities are endless!



This small storage area becomes a thing of beauty, paved with Unilock Beacon Hill™ Smooth and Universal Coping treads.







Steps, Treads, Coping & Caps

From classic, fullnose shapes to pitched-face edges, our steps, treads and coping offer a wide variety of choices for the finishing touch on your project.

U-Cara® Pitched(Granite)with Universal Coping(Natural)

Endura™ Coping **New**

Coping

ENDURACOLOR™



ALMOND GROVE FUSION




GRANITE MIST



FOSSIL



OPAL BLEND



BULLNOSE
14 x 24 x 2³/₈"
360 x 600 x 60mm



CHAMFERED
14 x 24 x 2³/₈"
360 x 600 x 60mm



Umbriano®


Coping

ENDURACOLOR™

Exclusive to **JNIOCK**



FRENCH GREY




GRENADA WHITE



SUMMER WHEAT



WINTER MARVEL



MIDNIGHT SKY



BULLNOSE
14 x 24 x 2³/₈"
360 x 600 x 60mm



CHAMFERED
14 x 24 x 2³/₈"
360 x 600 x 60mm



Ledgestone™

Coping & Step

SPECIAL ORDER PRODUCT



BUFF



GREY



COPING
12 x 24 x 2³/₄"
305 x 610 x 70mm



CLOSED END COPING
12 x 24 x 2³/₄"
305 x 610 x 70mm



FULLNOSE COPING
12 x 24 x 2³/₈"
305 x 610 x 60mm



48" STEP
24 x 48 x 6"
610 x 1220 x 150mm



REALA™

Cast from natural stone

Natural Stone

Coping & Steps

AVAILABLE IN BOTH ROCK FACE AND SMOOTH



INDIAN COAST SANDSTONE



IVORY SAND SANDSTONE



GREYFIELD SANDSTONE

AVAILABLE IN ROCK FACE ONLY



STONE CLIFF GREY SANDSTONE



BLACK RIVER LIMESTONE



48" LENGTH
14 x 48 x 2"
360 x 1200 x 50mm



72" LENGTH
14 x 72 x 2"
1830 x 360 x 50mm



48" LENGTH
16 x 47 1/4 x 6"
400 x 1200 x 150mm



72" LENGTH
16 x 70 3/4 x 6"
400 x 1800 x 150mm



Universal Coping

ENDURACOLOR™




TAN



LIGHT GREY



MIDNIGHT CHARCOAL



COPING/STEP
14 x 19 x 2³/₄"
360 x 480 x 70mm



Pisa™ Smooth Coping



CLIFFSIDE GREY



GRANITE BLEND



IRISH COAST



COPING
13⁷/₈ x 21³/₄ x 3³/₈"
350 x 550 x 85mm



Pisa Coping



GRANITE



MAHOGANY



NATURAL



SIERRA



24" COPING
12 x 24 x 3"
300 x 600 x 75mm

SienaStone™ Smooth Step



GRANITE BLEND



DUSK




SAFARI



CLIFFSIDE GREY **NEW**



IRISH COAST **NEW**



MIDNIGHT CHARCOAL



48" STEP
20 x 47¼ x 7¼"
500 x 1200 x 180mm



72" STEP
20 x 70¾ x 7¼"
500 x 1800 x 180mm

Not available in Cliffside Grey or Irish Coast

NOTE: 2 Edge details available on the same unit (Chamfer and Rounded)
Contact a Unilock representative for more information.

SienaStone™ Step



GRANITE



MAHOGANY



NATURAL



48" STEP
20 x 47¼ x 7¼"
500 x 1200 x 185mm

UNILOCK PAVER REFERENCE GUIDE

UNILOCK PAVERS	Classic	EnduraColor	Elegance	Comfort Step	ClassicCoat	EasyClean	Reala	Ultima	ColorFusion	Permeable	Vehicular
Arcana™		•				•					
Artline™		•									•
Beacon Hill™ Flagstone 60mm		•									
Beacon Hill Flagstone 80mm		•									•
Beacon Hill Smooth 60mm		•									
Beacon Hill Smooth 80mm		•									•
Beacon Hill Smooth Slab		•									
Bristol Valley®		•									
Bristol Valley 80mm		•									•
Brussels Block®	•										•
Copthorne®			•			•	•	•			•
Courtstone®			•			•	•	•			•
Double Holland™	•										•
Eco-Priora™	•	•								•	•
Eco-Promenade®		•								•	•
Granito™ Random Bundle		•				•					
Granito Hex		•				•					•
Il Campo®		•									•
Hollandstone™	•										•
Il Campo®		•									•
Mattoni™		•									•
Metro Slab™	•				•						
Nordic Cobble™		•								•	•
Northshore™		•		•							•
Promenade™ Plank		•									•
Revela™		•									•
Revela Slab		•									
Richcliff®		•	•			•	•	•			•
Series™		•									•
Skyline™		•				•*					
Soreno™		•		•		•					
Treo® Smooth		•								•	•
Town Hall®			•			•	•	•		•	•
Tribeca Cobble™		•								•	•
Umbriano® 60mm		•				•					
Umbriano® 80mm		•				•			•		•
Umbriano 70mm		•				•			•		•*
Umbriano 100mm		•				•			•		
Windermere™ Flagstone	•										•
Windermere Smooth	•										•
Westport™		•			•						•

*See product page for explanation

UNILOCK WALL REFERENCE GUIDE

UNILOCK WALLS	Classic	EnduraColor	Two-Sided	Garden	Engineered
Brussels Dimensional	•		•	•	
Lineo™ Dimensional	•		•	•	
Pisa™	•			•	•
Pisa Smooth	•		•	•	•
SienaStone™	•		•		•
SienaStone™ Smooth	•		•		•
U-Cara®		•	•	•	•

UNILOCK STEPS REFERENCE GUIDE

UNILOCK STEPS	Classic	Reala	Natural
Ledgestone™		•	
SienaStone	•		
SienaStone Smooth	•		
Natural Stone Sandstone			•
Natural Stone Limestone			•

COPING PAIRINGS REFERENCE GUIDE

UNILOCK COPINGS	Ledgestone	Universal	Natural Stone	Brussels Fullnose	Pisa	Umbriano
Brussels Dimensional	•	•	•	•		•
Lineo Dimensional Stone	•	•	•			•
Pisa		•	•		•	
Pisa Smooth	•	•	•	•	•	•
U-Cara	•	•	•			•



Scan here to access our complete index of paver and wall products.



Learn & Plan

Nothing ventured, nothing gained! Transform your hardscape ideas into bold, thrilling reality with the right help, knowledge and preparation. Unilock has the experts, the plans and the tools you need to succeed!





Scan here for more information and a 3D virtual tour!



Come visit us in Georgetown, Ontario
287 Armstrong Ave, Georgetown, ON

UNILOCK Outdoor Idea Center

See

An expansive display of Unilock products in a life-size outdoor setting

Talk

To our knowledgeable staff and we'll help you create a plan to achieve the outdoor space you're dreaming about.

Take

FREE samples of Unilock paver and wall products home with you.

Consumer Rebates

Learn how you can get up to **\$1000** in rebates.



Scan here for full detailed information.

Call 1-800-UNILOCK or visit Unilock.com for more informations and to download the rebate form.





UVISION®
— 3D LANDSCAPE CREATOR —



3D Rendering Created with Uvision® 3D Design Software



Finished Project

While there are many contractors and designers who still prefer to draw by hand, more and more plans today are being created digitally and in 3D.

If you're having trouble imagining what your project will look like when it's complete, a 3D design can really help.

Speak to your contractor about how 3D design can help you visualize the possibilities for your project!

Connect with us online or by phone to find a qualified contractor who can prepare a 3D design for your project!

Your one-stop shop for a wide variety of resources to help you kick-start your hardscape project, the Unilock way!

Resources at **Unilock.com**

Throughout your project journey we know you'll have lots of questions, and our website has answers. From the hundreds of topics covered in our Knowledge Center, to design advice and inspiration, we're here to help far beyond your selection of Unilock products. We can even help you connect with a local installation contractor you can trust. Connect with us online or at 1-800-UNILOCK.



Knowledge
Center



Design
Advice



Unilock
Authorized
Contractors



Frequently
Asked Questions



Protect your Investment

Learn how to take care of your Unilock products to ensure that they stay beautiful and functional for years to come.



Spring

While the majority of Unilock products require little maintenance, there are a number of preventative steps that can be performed each spring to ensure that your project keeps its pristine appearance throughout patio season.

Examine for “creep” – this is where pavers push out as a result of winter stress, traffic or edge restraint failure – as well as dips, deformations or stains. Should you discover any of these problems, they are fixable; speak to your contractor or reach out to us for solutions. Wash your paver surface with a simple soap and water solution and top up jointing material if necessary.

Fall

While the leaves changing colors in the fall is a beautiful sight, the stains they leave behind on pavers can be an eyesore. Clean any debris, and remove any planters, barbecues or furniture that may leave behind rust marks.

Winter

Metal blades on plows or shovels may scratch the surface of your pavers. It is recommended you use plastic shovels or protective plastic blades on your plows or snow blowers. Although Unilock products are resistant to de-icing salt, it is strongly advised to use calcium-based products or rock salt (sodium chloride) to melt ice.

Note: Avoid magnesium-based de-icing products as they are very aggressive and may cause damage to the surface of pavers.

STOP WEEDS BEFORE THEY TAKE ROOT

Weeds cannot grow in the soil directly beneath your pavers when a good base is placed. However, it is possible for dirt and weed seeds to blow in from the surrounding area and germinate if the joints are not kept full with jointing material.

IN THE PAST - Basic sand was the only jointing material available. Rain would erode the sand if it wasn't replaced frequently, leaving parts open to vegetation growth.

TODAY - There are new types of sand-stabilizing compounds and polymeric jointing materials that relieve homeowners of this maintenance worry.

Finding the *Right* Fit

Even the best materials can be spoiled by subpar installation and craftsmanship, which is why choosing the right contractor for the job is the most crucial decision for your project. Remember that the cheapest quote is rarely the best option, so make sure to ask the right questions.



NEED HELP FINDING A QUALIFIED CONTRACTOR?

Unilock Authorized Contractors have met our exacting standards for installation methods and business practices. Connect with us online, by phone or at one of our locations and we'll be happy to connect you with a contractor in your area who is guaranteed to do the job right.



Register online at [Unilock.com](https://www.unilock.com) and we'll match you with a Unilock Authorized Contractor in your area.

8 Tips for Choosing a Contractor



1 WORKMANSHIP

Ask to see completed projects from more than two years ago to see how their work holds up.

Are the curves of the project cut in a way that minimizes large gaps? Are small or awkward cuts minimized?

Have edge restraints been used and are they still in place?

How long does the contractor guarantee their work?

Has there been a warranty claim filed against the company in the past two years?

2 SUB-CONTRACTING

Some contractors will hire other companies to perform parts of the work, like lighting and irrigation. Be sure to ask how these sub-contractors will be managed or vetted.



Scan here for a Project Planning Guide and helpful Contractor Checklist.

3 EXPERIENCE

How long has the contractor been installing pavers and walls?

Has the contractor installed projects in the past with the features you're considering?

4 PREPARATION

What are the contractor's base preparation methods?

What materials are used and why?

Is there a standard procedure for base preparation or will the contractor assess your site's unique needs?

5 SCHEDULE

How far in advance are projects being booked and how long might your project take?

What are the contractor's payment terms?

Do they require a deposit upfront to secure the timing of the project?

6 DOCUMENTATION

Does the contractor have the proper licensing for their work?

Does the contractor have liability insurance and are employees covered by Workers Compensation?

Will permits be required for the job and if so, who is responsible to secure them?

7 COMPATIBILITY

Do you like this contractor? Can you trust them? Can you easily communicate and understand each other?

Will the person you're meeting be on site throughout the project or will someone else be your day-to-day point of contact?

Contact references to help understand how your contractor will operate throughout a project.

8 DESIGN

Do they offer a design service? What is the cost for this?

Do they offer hand-drawn or 3D-rendered concept designs?

Are the contractor's designs something you would like for your project?

Time to Break Ground



1 EXCAVATION

All outdoor projects should begin with the removal of grass and topsoil. The depth will be determined by two things:

1. **Soil Type** - Sandier soil requires less excavation than clay-based soil.
2. **Use** - Patios and walkways, which take lighter loads should require less excavation than driveways and retaining walls, which require deeper excavation.

Depth of excavation can be reduced significantly if a layer of DriveGrid is placed at the bottom of the excavation before gravel gets placed. Loose subsoil should always be compacted prior to installing DriveGrid and gravel.



Learn about frequently used terms in the hardscape industry.

2 GRAVEL BASE

A gravel base will be poured into the excavated area. Ideally, this gravel base will need to be:

- > **Strong enough** to support the weight of anything placed on the surface.
- > **Free draining** to allow water to escape the base and enter the subsoil. A perforated drain pipe in the gravel base may be necessary for retaining walls in order to direct water away from the wall's base.
- > **Extended** at least six inches beyond the finished paver surface's edges.
- > **Compacted** in several layers, using the proper equipment.

3 BEDDING LAYER

On top of the firm gravel base, a 1" (25mm) layer of sand or tiny stone chips is spread out and smoothed. This layer enables the levelling or sloping of paver or wall units for drainage and smoothness.

Some contractors may recommend a poured concrete surface over a standard bedding layer, which is acceptable if the concrete is carefully poured and rests on a solid, well-drained base.

Note: Once concrete is poured, the height of paver or wall units can no longer be adjusted.



4 RESTRAINT SYSTEM

To prevent pavers from shifting, a concrete edge will be constructed or an edge restraint fixed with long metal spikes. For walls, adhesive can be used to secure rows of blocks together. Larger retaining walls may require geogrid every few layers to secure the wall into the soil that is being retained.

5 JOINT MATERIAL

There are three types of joint material to choose from:

Basic Jointing Sand – Years ago, this was the only joint material available. As it wears away, issues with weeds could arise. If you decide to choose basic sand, we advise using a joint stabilizing sealant and be ready to top up the sand as necessary.

Polymeric Sand – This special sand is blended with a binding ingredient to help it stay in place longer. However, it's not right for every project and needs to be installed with care to prevent hazing.

Resin Sand – Resin sands are the strongest jointing sand available, and have been proven to have the longest lifespan of any jointing sand. Different resin sands are available for various uses.

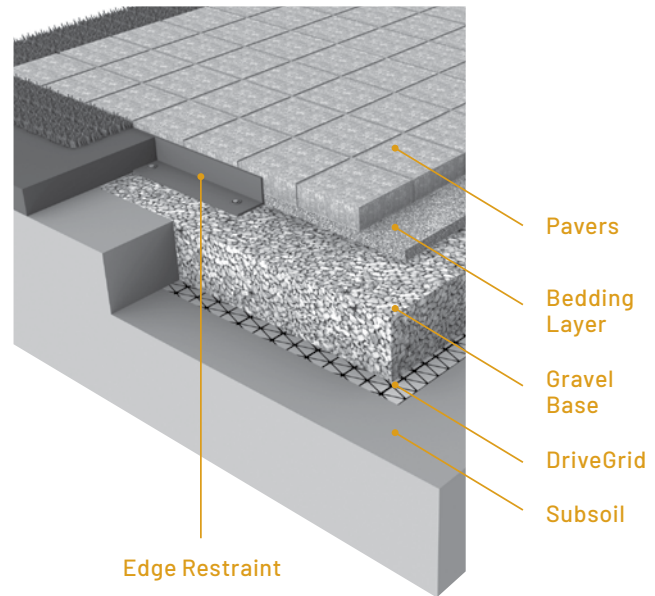
6 SEALING

Unilock pavers will be durable with or without a sealer. Some homeowners may choose to apply a sealer to enhance paver color, while others choose to appreciate the color of the pavers as they are. If you decide to seal, be prepared to re-seal your pavers every 3-5 years.

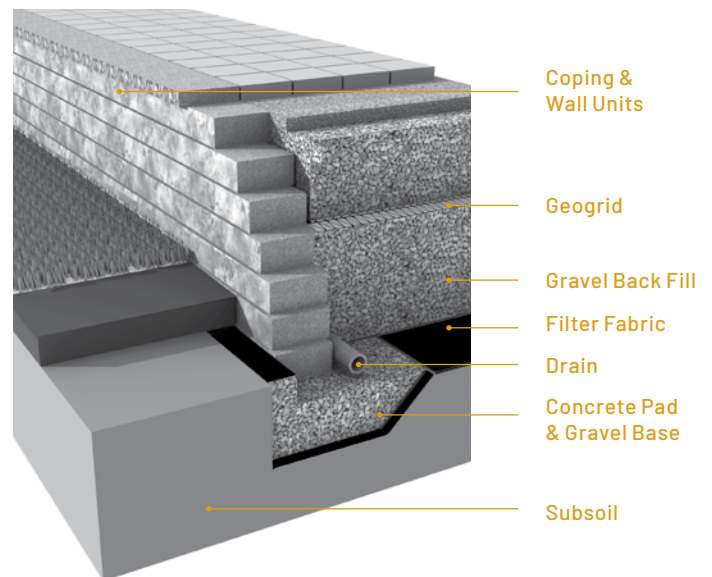
Factory-Sealed Products

Elegance® pavers and Unilock® pavers manufactured with EasyClean™ have been pre-sealed at the factory. To clean and brighten the surface at any time, a gentle power washing of the surface is recommended. If you wish to re-seal, wait a minimum of three years before applying sealant. Use only solvent-based sealants.

PAVER CONSTRUCTION



WALL CONSTRUCTION



A proper base ensures that your pavers and walls won't shift during freeze/thaw cycles.

The Choice of Design Professionals

For decades, architects, landscape architects, and engineers have used the same Unilock products that are available to homeowners to design world-class commercial spaces across North America.





Indianapolis Motor Speedway, Indianapolis, IN Designer: Browning Day Mullins Dierdorf

Pier 4, Boston, MA
Designer: Mikyoung Kim Design



White Plains Public Library, White Plains, NY
Designer: IQ Landscape Architects

Our Quality Commitment



Unilock was the first concrete paver manufacturer in North America to offer a Lifetime Guarantee, and since then we have continued to stand behind it to ensure customers are completely satisfied with our products. With almost 2 billion stones in the ground, that's quite the commitment!

Our products are better and stronger than other brands. In fact, our internal standards of manufacturing in the USA and Canada far exceed industry standards set by ASTM (American Society for Testing and Materials) and CSA (Canadian Standards Association) and other European organizations.

LIFETIME GUARANTEE - RESIDENTIAL

Our Transferable Lifetime Guarantee warranties the structural integrity of Unilock concrete paving stones and retaining wall units when used in residential applications. It covers any structural failure or deterioration of the concrete unit resulting from normal use or from the reasonable application of sodium chloride (common rock salt used for de-icing). StoneMark™ products have the same warranties as Unilock paving stones and retaining walls, but cannot be warranted against damage resulting from de-icing products.

Any materials installed and maintained to our guidelines, and subject to normal wear, that prove defective, will be replaced without cost. Proof of purchase is required. Customers are encouraged to submit receipts to us as soon as their project is complete, using the Unilock

Warranty Registration Form on our website (Unilock.com).

Purchasers need to ensure that the product they purchase is appropriate for their intended application; for example, only certain thicknesses of products are appropriate for driveways. Color matching of the replacement product and/or lost time cannot be guaranteed and labor costs related to installing replacement product is not included. Unilock reserves the right to seek a professional diagnosis and opinion to determine the exact cause of the product failure. If the failure falls within our warranty parameters, Unilock will replace the defective product.

EXCLUSIONS – Unfortunately, some things are beyond the control of Unilock, and are therefore not covered by this warranty. These include: naturally occurring efflorescence, hazing from polymeric jointing sand, scratching and chipping resulting from snow removal or construction equipment, damage caused by natural or un-natural disasters, or negligence by anyone other than Unilock. While EasyClean helps to increase a paver's resistance to staining from various substances, it does not make our products stain-proof nor does it resist every kind of stain. The Unilock warranty also does not cover deterioration or damage as a result of poor design or poor installation practices that are contrary to specifications as laid out by ICPI (Interlocking Concrete Pavement Institute) and the NCMA (National Concrete Masonry Association). For more information please visit www.icpi.org and www.ncma.org. Additionally, please refer to the Maintenance, Color and Installation Advisories.

MAINTENANCE ADVISORY

1. Cleaning and Sealing

As with anything that is outdoors, Unilock products are subject to harsh weather, dust, acid rain, leaf stains, water stains and general wear from foot or vehicular traffic. Therefore, periodic cleaning using environmentally safe detergents designed for cleaning concrete is recommended to maintain a bright, fresh appearance.

To make subsequent cleaning easier and more effective, a concrete sealer can be applied to new or cleaned products to help prevent the penetration of substances that can cause stains.

There are many types of concrete cleaners and sealers on the market. Always read the instructions carefully before using the product to make sure that it will function as expected. Testing first, in a small unobtrusive area, is always a good idea to ensure the results are acceptable. Consult your local hardscape dealer to find the products best suited for your paver or wall installation.

2. Winter Maintenance

Snow removal by way of metal blades on plows or shovels will scratch and chip the surface of pavers, causing permanent damage. To mitigate this risk, metal snow clearing blades must always have a polyurethane or rubber cutting edge attached when plowing pavers.

De-icing Salts - The use of de-icing products on paver surfaces is important for safety and to help mitigate snow accumulation. Most de-icing products will have some effect on concrete, even if the product label indicates that it



Visit [Unilock.com](https://www.unilock.com) to register for your Transferable Lifetime Guarantee.

is safe on concrete. If you must use a de-icing product, we recommend that you use Sodium Chloride (ordinary rock salt) or Calcium Chloride (for colder climates). Always apply sparingly. The use of de-icing products on StoneMark, wet-cast pavers, slabs or coping may damage the product and therefore is not recommended. Whenever possible use a coarse sand as an anti-slip measure instead of de-icing chemicals.

COLOR ADVISORY

1. Selection

Due to the inherently variable nature of printed materials and digital monitors, Unilock cannot guarantee that products will match the color of printed or online images. Therefore, when making final product selections, decisions should be made based on actual stones which are readily available from Unilock, Authorized Contractors or Authorized Dealers. Most Unilock products are not comprised of a single color, but rather contain blended colors for a more natural appearance. This means that there will be significant color variance from stone to stone, so purchasers should view multiple units together to get a more accurate impression of the overall color.

Note: Unilock Natural Stone variations are outside the control of Unilock. Purchasers of natural stone must be willing to accept this inherent variability.

2. Pre-installation checking

Always check the label to ensure that the Unilock product delivered to your project is the product and color ordered. If there is a discrepancy, or if the product

inside the packaging doesn't appear to be correct, contact your hardscape dealer before installing any pavers or wall units. If the product is installed, it indicates your acceptance of the products as delivered.

3. Blending

If the project requires more than one bundle of product it's always a good idea to draw product from several bundles when installing, as this ensures that any variation between bundles will be seamlessly integrated in the project. When bundles are from different production runs, random selection from multiple bundles is even more important.

4. Efflorescence

Efflorescence is a naturally occurring process that may appear as a white or light grey powder on the surface of concrete, clay or natural stone. It is temporary, and will disappear over time. However, if it is bothersome, an efflorescence cleaner can be used to remove it. There is no way to predict or prevent efflorescence. Because it does not compromise the structural integrity of the product, it is not covered by Unilock product warranties.

INSTALLATION ADVISORY

1. Construction Residue

While a certain amount of dirt on pavers and walls is inevitable during the construction phase, installers are strongly encouraged to clean as they go as construction residue can embed in the surface and become difficult to remove. The slurry produced during wet-saw cutting is particularly stubborn to clean if allowed to dry on the surface of

pavers. Unilock warranties do not cover stains caused by a failure to remove construction residue.

2. Polymeric Haze

Surface hazing caused by polymeric jointing sand is not the responsibility of Unilock. Polymeric jointing sand should only be installed by an experienced and knowledgeable contractor. Any sand that is left on the surface prior to activation will result in a haze that is very difficult and time-consuming to remove. Only the highest quality, brand name polymeric sand that is guaranteed by the manufacturer should be used.

3. Compaction Damage

Both smooth and textured paver surfaces can be scratched by compaction equipment used to 'flatten' a new paver installation. Therefore, metal plate compactors must be fitted with a polyethylene mat to protect the paver surface from becoming scratched, or a superior option is to use a rubber-roller compactor instead. Damage to product surfaces caused by failure to follow these instructions is not covered by Unilock product warranties.

FIRE PIT WARNING

Wood-burning fire pits must be lined with a proper metal insert or refractory (fire-rated) brick to protect the concrete components from extreme exposure to heat. Extreme heat on a concrete surface may affect the structural integrity of the concrete and can be dangerous. The floor of the fire pit should always be constructed using refractory brick or a sand bed. For your safety, always use a spark screen over the fire.

Index

PAVERS

Artline™	77
Beacon Hill™ Flagstone	73
Beacon Hill Smooth	75
Bristol Valley®	76
Brussels Block®	64
Copthorne®	109
Courtstone®	101
Double Holland™	66
Eco-Priora™	68
Eco-Promenade®	69
Granito™	81
Granito Mix	83
Hollandstone™	67
Il Campo®	84
Mattoni™	79
Nordic Cobble™	91
Northshore™	71
Promenade Plank Paver	87
Revela™	89
Richcliff®	97
Series™	85
Soreno™	103
Town Hall®	105
Treo® Smooth	65
Tribeca Cobble™	90
Umbriano®	93-95
Westport™ Smooth	63
Windermere Flagstone™	59
Windermere Smooth	61

SLABS

Arcana™ Slab	117
Beacon Hill Smooth Slab	118
Metro Slab™	114
Natural Stone Slabs	127
Porcelain Tile Slabs	125
Promenade Plank	115
Revela Slab	124
Skyline™ Slab	119
Soreno™ Slab	116
Umbriano Slab	121
Urban™ Line - Coming Soon	123

RETAINING WALLS AND VERTICALS

Brussels Dimensional Stone®	138
Lineo™ Dimensional Stone	137
Pisa™	139
Pisa™ Smooth	141
SienaStone™	142
SienaStone™ Smooth	143
U-Cara®	130-133
U-Cara Modular System	134
U-Cara Wall Mount System	135

STEPS, TREADS, COPING & CAPS

Brussels Fullnose™	64
Endura Coping	152
Ledgestone™	154
Natural Stone	155
SienaStone™	157
SienaStone Smooth	157
Pisa	156
Pisa Smooth	156
Universal Coping	156
Umbriano Coping	153

TOPICS OF INTEREST

Borders & Accents	13
Coatings & Finishes	8
Classic	48
ColorFusion™	9, 55
Construction Process	168
Contractor Tips	167
Coping	150-157
Coping Pairings Guide	159
EnduraColor™	48
Elegance™	48
EasyClean™	8, 54
Fire Features	145
Joint Material	13
Laying Patterns	12
Maintenance	165
Outdoor Idea Center	162
Outdoor Kitchens	147
Pavers	56-111
Paver Reference Guide	158
Permeable Pavers	51
Pillars	148
Reala™	53
Retaining Walls	128-143
Slabs	112-127
Steps	150-157
Ultima™	52
Unilock Resources	164
Wall Reference Guide	159
Water Features	148

COVER

Pavers: Arcana™ with Mattoni™ accent rug
Walls: U-Cara® Smooth with Endura™ Coping

Unilock Ltd. and Hengestone Holdings, Inc. are the owners or authorized users of all trademarks used in this publication unless otherwise specified. Umbriano® are trademarks of Metten Stein + Design GmbH & Co KG used under license by Unilock®. Measurements throughout this portfolio are nominal. Not all products shown are available at all Unilock locations. Log on to Unilock.com for availability. Colors shown in this catalog should be used only as a guide. Colors should always be chosen from actual samples. Contact your local Unilock representative for color availability in your area.



FOLLOW US

     @Unilock   @UnilockLife





BOSTON
(508) 278-4536

CHICAGO
(630) 892-9191

MILWAUKEE
(262) 742-3890

KANSAS
(913) 417-7985

MICHIGAN
(248) 437-7037

NEW YORK
(845) 278-6700

MID-ATLANTIC
(202) 798-2060

ONTARIO
(416) 646-9000

CINCINNATI / KY / TN
(513) 202-0219

**OHIO/WESTERN PA
/WNY&CNY**
(330) 927-4000

UNILOCK.COM
1-800-UNILOCK

