

# ***Who do you think you are? -PORTRAITURE WITH A PUNCH***

## ***Aim of Unit of Learning:***

To create a painted **self portrait** through a visual art sketchpad and a final piece exploring the thematic of:

## ***Who do you think you are?*** **-Portraiture with a Punch**

...through the process of visual research, studies of identity, and experimenting with a range of drawing and multimedia techniques.

**LESSON 1:**

**SONIC & KINETIC**

# Portraiture studies with a visit to IMMA to Derek Jarman 'Protest!' exhibition...

*Ataxia - Aids is Fun*  
Derek Jarman  
(1942–1994)  
Tate



Sometimes the statements Jarman made were loosely autobiographical, drawing attention to Jarman's own illness following his HIV diagnosis.

In *Ataxia – AIDS is Fun* the artist references his reduced eyesight and the fact that, at the time of painting, he was suffering from the neurological condition ataxia.

Date 1993, Medium: Oil on canvas, Measurements: H 251.5 x W 179 cm, Work type: Painting

Presented by the Weltkunst Foundation in memory of Adrian Ward-Jackson 1993.

Created with the help of a small team of assistants, these densely textured works were often painted on a **ground comprised of pages** reproduced from tabloid newspapers.

The defamatory headlines were **obscured** by layers of thickly worked paint, before being **etched or finger painted** with words and slogans.







Jarman's late paintings convey a palpable sense of anger but are also laced with humour and defiance. These works likewise signal a return to his earlier interests in excavating and recuperating the past. Queer features a word that Jarman played a key role in reclaiming, a pejorative term that nonetheless offers a possible alternative to rigid labels and categories of sexual and gender identity. As Jarman put it in his 1992 memoir *At Your Own Risk*, 'For me to use the word 'queer' is a liberation; it was a word that frightened me, but no longer'.

In the same book, Jarman also reflected on how 'painting was my secret garden... an escape out of Heterosoc.' This aptly expresses Jarman's investment in painting's generative and liberatory potential, a site of release from restrictive social norms. It is high time that Jarman's painted works found a wider audience: they are a crucial missing piece in perceptions of this truly multifaceted artist.

# NOT JUST **SIGHT** ... **ALL** OF OUR **SENSES** ...

BEGINNING WITH **SOUND** - HEARING ...

HOW SOUND INFLUENCES OUR MINDS AFFECTS THE WAY WE WORK  
CREATIVELY!








**JUAN TOBARU**



# HANDOUT - ACTIVITY

## Musical Parameters



# ART ACTIVITY: Responding visually to a piece of music.

At the end of this lesson learners should be able to...

1. Listen to a piece of music and ***respond visually*** with a **self portrait**.
2. Analyse and describe their work and that of others.
3. **Observe and respond** to the work of portrait artist Juan Tobaru.
4. *Interpret and explore* the style and context of Derek Jarman's painting work(refer to his life and how it influenced his work).

**LESSON 2:**

**TABLOID CANVASES**

# 5th Year GALLERY TRIP IMMA

EXHIBITION

## Derek Jarman PROTEST!

PROTEST! is a major retrospective of the work of acclaimed British artist and filmmaker Derek Jarman (1942-1994), marking 25 years since his death.

This is the first time that the diverse strands of his practice will be brought together in over 20 years.

Now until 23 Feb 2020  
Main Galleries, West Wing







Created with the help of a small team of assistants, these densely textured works were often painted on a **ground comprised of pages** reproduced from tabloid newspapers.

The defamatory headlines were **obscured** by layers of thickly worked paint, before being **etched or finger painted** with words and slogans.




# PREVIOUS ART ELEMENTS WE TOUCHED ON THROUGH EXPERIMENTAL SELF-PORTRAITURE...




**LINE    SHAPE    SPACE    PROPORTION**

**\* CONTINUOUS LINE \***

**MEDIA USED: INK AND ROPE, STICKS...  
UTENSILS(EXTENSIONS) AND MARKER,  
CHALK, CHARCOAL, PASTEL...**







'From the Watford Advertiser 1960, with my self portrait painted 1959' © Keith Collins Will Trust/Amanda Wilkinson Gallery



You can see the art of Arnaud Bauville in different Galleries in  
Paris, London, Megève....or contact his studio at  
[a.bauville@orange.fr](mailto:a.bauville@orange.fr)  
[www.arnaudbauville.blogspot.fr](http://www.arnaudbauville.blogspot.fr)






**LESSON 3:**

**CANVAS FINISHING AND  
RESEARCH**







## TO DO :

- FINISH YOUR TABLOID CANVAS  
(Glue your newspaper pieces onto your A2 sheet)
- START YOUR TONAL SELF PORTRAIT (PENCIL DRAWING)  
(Use mirrors and easels - tape your sheet)
- SELECT CUTTINGS AND TEARINGS FROM  
MAGAZINES FOR COLLAGE (Fill in areas of shadow)

**LESSON 4:**

**TONAL SELF PORTRAIT**




# tone

PHOTO




PEN



PENCIL







# SELF PORTRAIT IN PENCIL - TONAL DEMO

- **START YOUR TONAL SELF PORTRAIT** (PENCIL DRAWING)  
(Use **mirrors** & masking tape - tape your sheet for stability as you work)

**LESSON 6:**

**TONAL SELF PORTRAIT CONT.**

**AND**

**+/- PLANNING & COLLAGE STARTED**

## TO DO :

- FINISH YOUR TABLOID CANVAS  
(Glue your newspaper pieces onto your A2 sheet)
- START YOUR TONAL SELF PORTRAIT (PENCIL DRAWING)  
(Use mirrors and easels - tape your sheet)
- HW: SELECT CUTTINGS FROM MAGAZINES FOR  
COLLAGE (Fill in areas of shadow. +/-)

5th Year GALLERY TRIP IMMA

EXHIBITION

# Derek Jarman PROTEST!

PROTEST! is a major retrospective of the work of acclaimed British artist and filmmaker Derek Jarman (1942-1994), marking 25 years since his death.



This is the first time that the diverse strands of his practice will be brought together in over 20 years.

Now until 23 Feb 2020  
Main Galleries, West Wing






# LEARNER EXAMPLES:







# +/- CONTRAST...PLANNING & COLLAGE





# Ines Kouidis



**LESSON 7:**




**TONAL SELF PORTRAIT CONT.**

**AND**

**+/- PLANNING & COLLAGE CONT.**



# Danielle Vaughan & others





**LESSON 7:**

**GALLERY VISIT - IMMA**

# LESSON 8:

## TEXT COLLAGE SELF PORTRAIT CONTINUED & FINISHED

*Introduction to spray drips and paint splashes*



5th Year GALLERY TRIP IMMA

EXHIBITION

# Derek Jarman PROTEST!

PROTEST! is a major retrospective of the work of acclaimed British artist and filmmaker Derek Jarman (1942-1994), marking 25 years since his death.




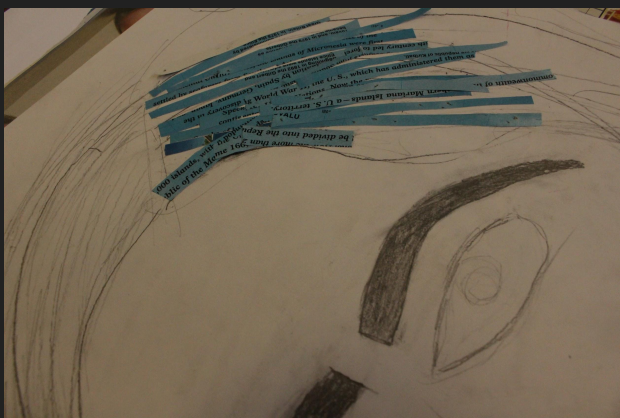
This is the first time that the diverse strands of his practice will be brought together in over 20 years.

Now until 23 Feb 2020  
Main Galleries, West Wing











# LESSON 9:

## TEXT COLLAGE SELF PORTRAIT CONTINUED & FINISHED

*Introduction to objects/mixed media  
(for those who can)*





