

ONTARIO BLACK NURSES' NETWORK (OBNN)


Skin and Wound

RESOURCE TOOLBOX

**ASSESSMENT OF DERMATOLOGIC
AND WOUND CONDITIONS
IN BLACK SKIN**

PROMOTING AWARENESS, REPRESENTATION,
AND CLINICAL COMPETENCE

DEVELOPED IN COLLABORATION WITH
TRENT UNIVERSITY NURSING STUDENTS



TRENT/FLEMING SCHOOL OF
NURSING

**UPDATED
2026**



POSITION STATEMENT

Throughout history, our health care system, literature, and practice has been focused on diagnosing and treating patients under the same umbrella. However, it is important to our healthcare system to understand that society is multicultural, and to recognize that there are unique healthcare characteristics that manifest in varying ethnic backgrounds. Specifically, there is a lack of representation in our nursing textbooks and resources that provide us with evidence of skin care or wound care assessment using Black skin. Anatomy textbooks rarely include Black skin care/assessment in learning, thereby creating a greater need for representation for future textbooks and resources to come.

For decades, the inherent underrepresentation of Black individuals in medical resources and educational materials have identified significant gaps in the resources available to patients, educators, clinicians, and practitioners (Lester et al., 2019). This led to the development of a resource tool that offers education on the various presentations of skin conditions, disorders, and wound processes that are representative of Black skin tones. In further educating society, we become more knowledgeable while growing competencies in practice and care.

The Ontario Black Nurses' Network (OBNN) acknowledges that histories and experiences, both of the past and the present, ultimately contribute to the existence of challenges and barriers faced by members of the Black community. We continue to devote and dedicate our ambitions towards the empowerment, support, education, and improvement of resources to strengthen the awareness and knowledge of our society.

We are grateful for the opportunity to have collaborated with several cohorts of Trent University Nursing students to develop and update this resource.

Additions to this repository are always welcomed. We do not endorse any of these resources; this repository is intended for informational purposes only. We recommend that users validate the accuracy and should you notice any discrepancies, we kindly request that you notify us.

Lester, J. C., Taylor, S. C., & Chren, M. -M. (2019). Under-representation of skin of colour in dermatology images: not just an educational issue. *British Journal of Dermatology*, 180(6), 1521–1522. <https://doi.org/10.1111/bjd.17608>



ABOUT THIS RESOURCE

The Skin and Wound Resource Toolbox was developed to support healthcare professionals, students, educators, and community members in improving awareness and understanding of dermatologic and wound assessment in individuals with darker skin tones. This resource provides curated educational materials that highlight how skin conditions, disorders, and wound presentations may appear differently in Black skin.

The toolbox includes a variety of resources such as clinical articles, educational videos, image atlases, and organizational materials that can be used for learning, teaching, and clinical practice. By bringing together these resources in one place, the toolbox aims to promote greater awareness, representation, and competency in assessing skin and wound conditions across diverse populations.

DEVELOPMENT AND REVISION HISTORY



Developed by Trent University Nursing students in collaboration with the **Ontario Black Nurses' Network (OBNN)**.

Original Version (2022)

Childs, J., Dewey, S., Fabro, J., Latuszynski, T., Mangila, C., Rubi, E., Philip LaForest, S., & Zozzolto, L.

Revised Version (2024)

Bagaoisan, F., Green, S., Novakowski, A., Philip LaForest, S., & Zozzolto, L.

Revised Version (2026)

Holden, C., Omisore, O., Philip LaForest, S., & Ruiz Guedez, P.

CONTACT INFORMATION

Please note that this site is not monitored daily; however, it is updated periodically. If you have updates or would like to contribute additional resources, please contact:

obnn2021@gmail.com

For the most up-to-date information, please check back regularly.

Download the PDF to access links

<https://ontarioblacknursesnetwork.ca/>



TABLE OF CONTENTS

SKIN AND WOUND CONDITION RESOURCES	6
1. American Academy of Dermatology – Skin Conditions in Skin of Color	6
2. American Journal of Nursing – Skin Assessment in Patients with Dark Skin Tone	6
3. Black & Brown Skin, and Their Conditions (Mind the Gap)	6
4. Common Skin Concerns of People of Color	6
5. DermNet NZ – Skin of Colour Resource Library.....	7
6. Johns Hopkins University – Pruritus in Black Skin: Unique Molecular Characteristics and Clinical Features	7
7. Journal of the American Academy of Dermatology – Skin of Color Image Collection.....	7
8. The Full Spectrum of Dermatology Atlas.....	7
9. University of New Mexico – Inclusive Dermatology Image Gallery	7
ACNE KELOIDALIS NUCHAE	8
10. Acne Keloidalis Nuchae – SkinSight	8
11. American Academy of Dermatology – Acne Keloidalis Nuchae Overview.....	8
12. National Library of Medicine – Acne Keloidalis Nuchae (StatPearls)	8
13. DermNet NZ – Acne Keloidalis Nuchae.....	8
ECZEMA	9
14. DermNet NZ – Atopic Dermatitis	9
15. Doctor Explains What Eczema Looks Like in Darker Skin	9
16. Eczema. In: Atlas of Dermatological Conditions in Populations of African Ancestry	9
17. Eczema in Skin of Colour – Dr. Saimi Adedeji.....	9
18. Eczema Society of Canada – Eczema and Skin of Colour	9
19. National Eczema Association – Eczema in Skin of Color	10
20. Sangha – Dermatological Conditions in Skin of Color: Managing Atopic Dermatitis	10
LUPUS	11
21. American Academy of Dermatology – Lupus and Black Skin.....	11
22. Diagnosing Lupus.....	11
23. Discoid Lupus Erythematosus (DLE) in Black Individuals.....	11
24. Intervention to Improve Quality of Life for African-American Lupus Patients (IQAN).....	11
25. Lupus Foundation of America – Lupus and Skin of Color	12
PSORIASIS	13
26. DermNet NZ – Psoriasis in Skin of Colour	13
27. Healthline – Psoriasis on Black Skin.....	13
28. National Psoriasis Foundation – Skin of Color Resource Center	13
29. Psoriasis in Patients of Color	13



ALOPECIA & HAIR LOSS	14
30. American Academy of Dermatology – Hair Loss in Skin of Color.....	14
31. DermNet NZ – Traction Alopecia.....	14
32. Hair and Scalp Disorders in Patients of Color – Skin of Color Society.....	14
33. Skin of Color Society – Traction Alopecia.....	14
JAUNDICE	15
34. BMC Pediatrics – Reliability of Kramer Assessment Method in Neonates of Black Descent.....	15
35. Healthline – What Does Jaundice Look Like in Black People?.....	15
36. NHS Race and Health Observatory – 10 Steps to Spot Jaundice in Black & Brown Babies.....	15
SKIN CANCER	16
37. American Academy of Dermatology – Skin Cancer in Skin of Color.....	16
38. DermNet NZ – Skin Cancer in Skin of Colour.....	16
39. Demystifying Medicine McMaster – Melanoma in Skin of Colour.....	16
40. Melanoma Research Alliance – Melanoma in People of Color.....	16
41. Skin Cancer Foundation – Skin Cancer in People of Color.....	17
PRESSURE ULCERS & WOUNDS	18
42. Advances in Skin and Wound Care Journal.....	18
43. American Journal of Nursing – Skin Assessment in Patients with Dark Skin Tone.....	18
44. National Pressure Injury Advisory Panel – Pressure Injury Staging.....	18
45. NSWOCC – Diversity and Inclusion Resources.....	18
46. NSWOCC – Diversity in Skin and Wound Care Webinar.....	19
47. On-Demand Webinars: Patient Diversity and Pressure Injury Prevention – WoundSource.....	19
48. OSKA – Assessing Pressure Ulcers in Patients with Darker Skin Tone.....	19
49. Pan Pacific Pressure Injury Alliance – Pressure Ulcers in People with Dark Skin Tones.....	19
50. Wounds UK – Addressing Skin Tone Bias in Wound Care.....	19
SOCIAL MEDIA & PUBLIC EDUCATION RESOURCES	20
51. Black Derm Directory (Instagram).....	20
52. Brown Skin Matters (Instagram).....	20
53. Canadian Nurses Association – First National Summit on Racism in Nursing & Health Care.....	20
54. Canadian Nurses Association – Racism in Nursing & Health Care Summit (Part 2).....	20
55. Skin of Color Society (Instagram).....	20
56. Why Skin Disease is Often Misdiagnosed in Darker Skin Tones.....	21
ADDITIONAL RESOURCES & INFORMATION	22
57. Black Health Alliance – Community Services.....	22
58. Black Nurses and RNAO.....	22
59. Hutano.....	22
60. McGill University: Action Plan to Address Anti-Black Racism.....	22



61. RNAO Leading Change Toolkit.....	22
62. Shining a Light on Mental Health in Black Communities – Mental Health Commission of Canada	23
63. TAIBU Community Health Centre	23
LOGIN/ SUBSCRIPTION /MEMBERSHIP	24
64. Canadian Dermatology Association – Skin Diversity Learning Series	24
65. Fitzpatrick’s Dermatology Online Atlas (McGraw-Hill AccessDermatology)	24
66. Journal of the American Academy of Dermatology – Skin of Color Image Collection.....	24
67. MEDSCAPE – Ethnic Skin: A Spectrum of Issues	24
68. Skin of Color Society (SOCS).....	24
69. VisualDx Clinical Decision Support System.....	25
IN THE NEWS.....	26
70. Dangerous Myth That Black People Don’t Get Skin Cancer	26
71. Decolonizing Dermatology – Why Black and Brown Skin Need Better Treatment.....	26
72. Dermatology Has a Race Problem	26
73. Illustration of Black Fetus Has Canadian Parents and Educators Calling for Diversity in Medical Resources	26
74. Images of Darker Skin Are Absent from Medical Texts. Dermatologists Are Changing That.....	26
75. Jordan Crowley Would Be in Line for a Kidney – If He Were Deemed White Enough.....	27
76. Lack of Racial Diversity in Medical Textbooks Could Mean Inequity in Care, Study Suggests.....	27
77. Medical Imaging Struggles to Read Dark Skin. Researchers Say They’ve Found a Way to Make It Easier	27
78. Medical Textbooks Lack Diversity in Skin Images	27
79. Medicine Is Blind to Body Diversity — and It’s Limiting Doctors’ Examination Skills.....	27
80. New Skin of Colour Dermatology Clinic Opens at The Ottawa Hospital	28
81. Racially Biased Oxygen Readings Could Be Putting Patients at Risk	28
82. University of Ottawa Inaugurates Canada’s First Interdisciplinary Centre Dedicated to Study of Black Health	28
83. University of Toronto Creating Primer for Black Health	28
84. Why Are So Many Black Patients Dying of Skin Cancer?.....	28
HISTORY OF REPRESENTATION OF SKIN OF COLOR IN TEXTBOOKS & MEDIA.....	29
85. Skin of Color Images in Pediatric Dermatology Textbooks	29
86. Skin of Color Lacks Representation in Medical Student Resources: A Cross-Sectional Study	29
87. Visual Racism in Internet Searches and Dermatology Textbooks.....	29
88. Addressing Skin Tone Bias in Wound Care: Assessing Signs and Symptoms in People with Dark Skin Tones	29



SKIN AND WOUND CONDITION RESOURCES

This section includes foundational resources that support assessment of dermatologic and wound conditions in individuals with darker skin tones.

#	Name	Year	Read/View Time	Description
1	<u>American Academy of Dermatology – Skin Conditions in Skin of Color</u>	2026	10–15 minutes	An educational resource developed by the American Academy of Dermatology that highlights dermatologic conditions affecting individuals with darker skin tones. The site includes clinical images and patient education materials to support accurate diagnosis and culturally responsive dermatologic care.
2	<u>American Journal of Nursing – Skin Assessment in Patients with Dark Skin Tone</u>	2023	30+ minutes	A peer-reviewed article that explores differences in skin assessment between lighter and darker skin tones. The article discusses challenges in identifying pressure injuries, bruising, and dermatologic conditions in darker skin, and highlights strategies that may improve assessment accuracy in clinical practice.
3	<u>Black & Brown Skin, and Their Conditions (Mind the Gap)</u>	2020	30+ minutes	A widely recognized clinical handbook developed to address gaps in medical education regarding dermatologic signs in darker skin tones. The guide provides visual examples across body systems including the head and neck, chest, abdomen, and extremities. This resource promotes improved clinical recognition and earlier diagnosis of conditions affecting patients with Black and Brown skin.
4	<u>Common Skin Concerns of People of Color</u>	2022	5 minutes	Dermatologist Dr. Corey L. Hartman discusses common dermatologic concerns affecting people with skin of colour, including hyperpigmentation, rosacea, and acne. The video addresses myths and misconceptions and provides guidance on recognizing and managing these conditions.



#	Name	Year	Read/View Time	Description
5	<u>DermNet NZ – Skin of Colour Resource Library</u>	2026	15–20 minutes	A dermatology education platform widely used by healthcare professionals and educators. The site provides clinical images and explanations of skin conditions in people with darker skin tones, supporting improved recognition of dermatologic presentations across diverse populations.
6	<u>Johns Hopkins University – Pruritus in Black Skin: Unique Molecular Characteristics and Clinical Features</u>	2021	20–30 minutes	A peer-reviewed research article examining chronic pruritus in Black patients and the structural and molecular characteristics of Black skin that may contribute to differences in dermatologic presentation. The article discusses disparities in the prevalence of pruritic disorders such as atopic dermatitis and prurigo nodularis, and highlights clinical considerations for diagnosis and management in patients with skin of colour
7	<u>Journal of the American Academy of Dermatology – Skin of Color Image Collection</u>	2026	10–15 minutes	A curated collection of dermatologic images focused on conditions affecting individuals with darker skin tones. The image library supports healthcare professionals in recognizing dermatologic presentations across diverse skin tones and improving diagnostic accuracy.
8	<u>The Full Spectrum of Dermatology Atlas</u>	2023	15–20 minutes	An online dermatology atlas designed to promote diversity in dermatologic education by presenting clinical images of skin conditions across a broad spectrum of skin tones. The atlas helps healthcare professionals compare how dermatologic conditions appear in different populations and supports more accurate diagnosis.
9	<u>University of New Mexico – Inclusive Dermatology Image Gallery</u>	2024	10–15 minutes	A dermatology image gallery featuring a wide range of skin conditions presented across diverse skin tones. Conditions include acne, arteriovenous malformations, alopecia areata, folliculitis, keloids, herpes infections, and squamous cell carcinoma. This resource supports clinicians in improving recognition of dermatologic conditions that may present differently in patients with darker skin tones.



ACNE KELOIDALIS NUCHAE

#	Name	Year	Read/View Time	Description
10	<u>Acne Keloidalis Nuchae – SkinSight</u>	2023	5 minutes	A dermatology education website that provides information about acne keloidalis nuchae, including risk factors, symptoms, diagnosis, and treatment options. The page includes multiple clinical images showing how the condition can present in different skin tones, which may support visual recognition and diagnosis.
11	<u>American Academy of Dermatology – Acne Keloidalis Nuchae Overview</u>	2022	15 minutes	Provides an overview of acne keloidalis nuchae including the history of the condition, symptoms, causes, and treatment approaches. The resource provides dermatologic information and guidance for recognizing and managing the condition across a range of skin tones.
12	<u>National Library of Medicine – Acne Keloidalis Nuchae (StatPearls)</u>	2023	5 minutes	A medical reference article that discusses the pathophysiology, causes, diagnosis, and treatment of acne keloidalis nuchae. The resource highlights the importance of multidisciplinary management and includes clinical descriptions and references for further research.
13	<u>DermNet NZ – Acne Keloidalis Nuchae</u>	2026	10 minutes	DermNet NZ provides a clinical overview of acne keloidalis nuchae including causes, clinical presentation, risk factors, and treatment options. The site includes dermatologic images and educational material that can help clinicians recognize the condition in patients with darker skin tones.

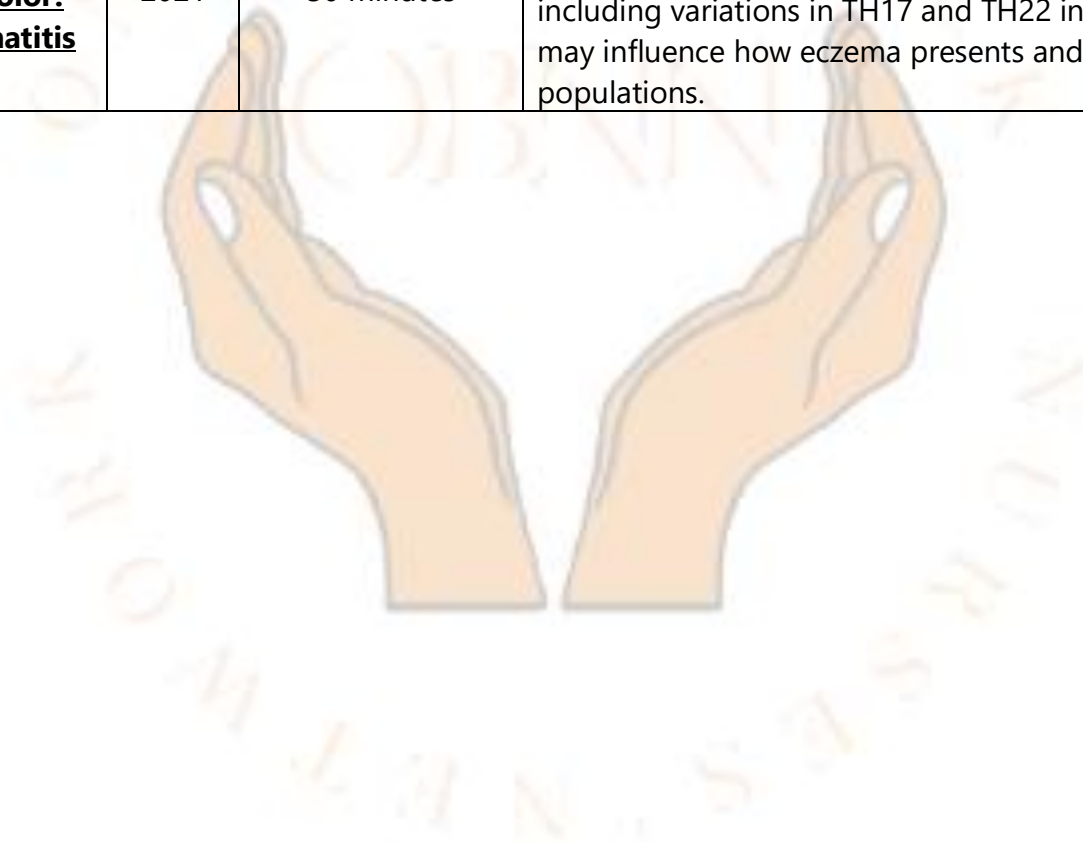


ECZEMA

#	Name	Year	Read/View Time	Description
14	<u>DermNet NZ – Atopic Dermatitis</u>	2026	10 minutes	DermNet NZ provides a clinical overview of atopic dermatitis including causes, symptoms, diagnosis, and treatment. The resource includes dermatologic images and clinical information that help clinicians recognize eczema presentations across diverse skin tones, including patients with skin of colour.
15	<u>Doctor Explains What Eczema Looks Like in Darker Skin</u>	2023	5 minutes	In this educational video, a physician explains how eczema (atopic dermatitis) may appear differently on darker skin tones. The video includes real clinical photographs and demonstrations that help viewers recognize eczema in patients with skin of colour.
16	<u>Eczema. In: Atlas of Dermatological Conditions in Populations of African Ancestry</u>	2021	30 minutes	This chapter provides a detailed overview of eczema within populations of African ancestry. The authors describe eczema as an inflammatory papulovesicular skin condition influenced by both internal and external factors. The chapter discusses how disease severity, chronicity, and skin involvement influence clinical presentation and highlights features that may differ in patients with darker skin tones.
17	<u>Eczema in Skin of Colour – Dr. Saimi Adedeji</u>	2021	15 minutes	Dermatologist Dr. Saimi Adedeji explains how eczema presents differently in darker skin tones and discusses common treatment challenges. The video provides practical advice for identifying symptoms and selecting appropriate treatment approaches.
18	<u>Eczema Society of Canada – Eczema and Skin of Colour</u>	2024	2 minutes	The Eczema Society of Canada provides educational information on how eczema can present differently on skin of colour. In this resource, a Canadian dermatologist and paediatrician discuss common symptoms, diagnosis considerations, and treatment approaches for eczema in individuals with darker skin tones.



#	Name	Year	Read/View Time	Description
19	<u>National Eczema Association – Eczema in Skin of Color</u>	2026	10 minutes	The National Eczema Association discusses how eczema symptoms may appear differently in individuals with darker skin tones. The page includes educational information on symptoms, diagnosis, and treatment considerations relevant to people with skin of colour.
20	<u>Sangha – Dermatological Conditions in Skin of Color: Managing Atopic Dermatitis</u>	2021	30 minutes	This research article examines the epidemiology and management of atopic dermatitis in people with skin of colour. The study highlights disparities in prevalence and discusses immunologic differences, including variations in TH17 and TH22 inflammatory pathways, which may influence how eczema presents and responds to treatment across populations.



LUPUS

#	Name	Year	Read/View Time	Description
21	<u>American Academy of Dermatology – Lupus and Black Skin</u>	2022	20 minutes	This educational resource from the American Academy of Dermatology explains how lupus can affect the skin and how symptoms may present differently in people with darker skin tones. The site outlines common signs, symptoms, and treatment considerations for cutaneous lupus while highlighting diagnostic challenges in patients with skin of colour.
22	<u>Diagnosing Lupus</u>	2021	13 minutes	In this educational video, Dr. Shioban Violain discusses disparities in lupus diagnosis among people of colour. The discussion highlights how clinicians may be less confident identifying rashes and dermatologic symptoms on darker skin tones, which can contribute to delays in diagnosis and treatment. The video includes patient experiences describing challenges in obtaining an accurate diagnosis.
23	<u>Discoid Lupus Erythematosus (DLE) in Black Individuals</u>	2022	5 minutes	In this video, Dr. Adrienne Joseph explains clinical findings from her research on discoid lupus erythematosus (DLE) in Black patients. The presentation discusses how DLE lesions may appear differently in darker skin tones and reviews considerations for diagnosis and treatment.
24	<u>Intervention to Improve Quality of Life for African-American Lupus Patients (IQAN)</u>	2016	30 minutes +	Williams et al. (2016) describe a randomized controlled trial evaluating interventions designed to improve quality of life and disease self-management among African American lupus patients. The study highlights the disproportionate burden of lupus in this population and examines approaches that support patient education and disease management.



#	Name	Year	Read/View Time	Description
25	<u>Lupus Foundation of America – Lupus and Skin of Color</u>	2026	10 minutes	The Lupus Foundation of America provides information about how lupus affects individuals with skin of colour. The resource explains differences in rash appearance, common dermatologic symptoms, and health disparities affecting diagnosis and treatment in minority populations.



PSORIASIS

#	Name	Year	Read/View Time	Description
26	<u>DermNet NZ – Psoriasis in Skin of Colour</u>	2026	10 minutes	DermNet NZ provides a clinical overview of psoriasis in people with darker skin tones. The resource explains how psoriasis plaques may appear purple, grey, or dark brown rather than red and includes clinical photographs to assist with recognition in skin of colour.
27	<u>Healthline – Psoriasis on Black Skin</u>	2020	5 minutes	This educational article discusses psoriasis in people with darker skin tones, highlighting how symptoms may appear differently and how misdiagnosis can occur when clinicians rely on descriptions based on lighter skin. The resource emphasizes improved recognition and treatment considerations for psoriasis in patients of colour.
28	<u>National Psoriasis Foundation – Skin of Color Resource Center</u>	2026	10 minutes	The National Psoriasis Foundation provides educational resources focused on psoriasis in people with skin of colour. The resource center explains differences in disease presentation, diagnosis challenges, treatment considerations, and disparities in care affecting racial and ethnic minority populations.
29	<u>Psoriasis in Patients of Color</u>	2020	24 minutes	In this educational video, dermatology experts discuss psoriasis in skin of colour. The discussion addresses common misconceptions that psoriasis is rare in patients of colour and highlights differences in presentation, diagnosis, and treatment considerations.



ALOPECIA & HAIR LOSS

#	Name	Year	Read/View Time	Description
30	<u>American Academy of Dermatology – Hair Loss in Skin of Color</u>	2026	5 minutes	The American Academy of Dermatology provides educational resources discussing different types of hair loss, including traction alopecia. The material includes clinical information about risk factors, diagnosis, and treatment considerations relevant to individuals with skin of colour.
31	<u>DermNet NZ – Traction Alopecia</u>	2026	5 minutes	DermNet NZ provides clinical information on traction alopecia, a form of hair loss caused by repeated tension on hair follicles. The condition disproportionately affects individuals with tightly curled hair and certain protective hairstyles. The resource includes clinical images and treatment considerations.
32	<u>Hair and Scalp Disorders in Patients of Color – Skin of Color Society</u>	2019	31 minutes	In this educational discussion, dermatology experts from the Skin of Color Society review common hair and scalp disorders affecting patients of colour, including alopecia areata and frontal fibrosing alopecia. The video also discusses hair care practices and treatment considerations.
33	<u>Skin of Color Society – Traction Alopecia</u>	2022	5 minutes	The Skin of Color Society provides patient education on traction alopecia, describing causes, risk factors, and treatment options. The resource highlights the relationship between hair care practices, cultural styling practices, and hair follicle damage.



JAUNDICE

#	Name	Year	Read/View Time	Description
34	<u>BMC Pediatrics – Reliability of Kramer Assessment Method in Neonates of Black Descent</u>	2021	30 minutes	This research article evaluates the reliability of the Kramer method for assessing neonatal jaundice in infants of African descent. The study highlights challenges associated with visual assessment of jaundice in darker skin tones and identifies gaps in diagnostic reliability.
35	<u>Healthline – What Does Jaundice Look Like in Black People?</u>	2023	10 minutes	This article explains how jaundice may appear differently in darker skin tones and provides visual examples. The resource discusses symptoms, causes, and when to seek medical care while emphasizing the importance of recognizing jaundice in skin of colour.
36	<u>NHS Race and Health Observatory – 10 Steps to Spot Jaundice in Black & Brown Babies</u>	2025	5 minutes	This NHS infographic provides clinical guidance for identifying neonatal jaundice in babies with darker skin tones. The poster outlines practical steps for assessment, including examining the sclera, gums, mucous membranes, palms, and soles, and performing blanch tests to detect subtle yellow discoloration that may be harder to see in darker skin.



SKIN CANCER

#	Name	Year	Read/View Time	Description
37	<u>American Academy of Dermatology – Skin Cancer in Skin of Color</u>	2018	5 minutes	The American Academy of Dermatology provides information about melanoma and other skin cancers in people with darker skin tones. The resource discusses prevention, early detection, and treatment while highlighting how skin cancer may appear differently on darker skin. Clinical images and educational materials support recognition of skin cancer in skin of colour.
38	<u>DermNet NZ – Skin Cancer in Skin of Colour</u>	2026	10 minutes	DermNet NZ provides a clinical overview of skin cancer in skin of colour. The resource explains how melanoma and other skin cancers may present differently in darker skin tones and includes dermatologic images to support clinical recognition and diagnosis.
39	<u>Demystifying Medicine McMaster – Melanoma in Skin of Colour</u>	2022	12 minutes	This educational lecture discusses melanoma risk in people of colour and highlights systemic gaps in dermatology education related to darker skin tones. The presentation explains the ABCDE approach to melanoma detection and discusses how the criteria may present differently in patients with skin of colour. Preventive strategies and patient advocacy are also addressed.
40	<u>Melanoma Research Alliance – Melanoma in People of Color</u>	2026	5 minutes	The Melanoma Research Alliance provides educational information about melanoma risk in people of colour. The resource addresses common myths, discusses diagnosis and treatment, and highlights disparities in melanoma outcomes among Black and other minority populations.



#	Name	Year	Read/View Time	Description
41	<u>Skin Cancer Foundation – Skin Cancer in People of Color</u>	2023	15 minutes	This resource provides educational information about skin cancer in people of colour, including risk factors, early detection strategies, and prevention. The website includes a downloadable guide titled <i>Skin Cancer in People of Color</i> as well as visual materials designed to raise awareness and support public education.



PRESSURE ULCERS & WOUNDS

#	Name	Year	Read/View Time	Description
42	<u>Advances in Skin and Wound Care Journal</u>	2023	5 minutes	Journal article: <i>Current Perspectives on Pressure Injuries in Persons with Dark Skin Tones from the National Pressure Injury Advisory Panel</i> . The article discusses challenges related to identifying pressure injuries in darker skin tones and highlights gaps in education, research, and clinical recognition of pressure injuries in patients with darker skin
43	<u>American Journal of Nursing – Skin Assessment in Patients with Dark Skin Tone</u>	2023	15 minutes	This peer-reviewed article examines best practices for assessing skin conditions in patients with darker skin tones. The authors discuss limitations in traditional nursing education and highlight the importance of improving clinical training so clinicians can accurately recognize pressure injuries, skin breakdown, and dermatologic changes in patients with skin of colour.
44	<u>National Pressure Injury Advisory Panel – Pressure Injury Staging</u>	2026	10 minutes	The National Pressure Injury Advisory Panel provides internationally recognized guidelines for staging pressure injuries. The resource includes guidance on identifying early pressure injuries in darker skin tones where redness may not be visible. Clinicians are encouraged to assess for warmth, induration, tenderness, or purple and darker discoloration when evaluating potential pressure injuries in skin of colour.
45	<u>NSWOCC – Diversity and Inclusion Resources</u>	2023	Various resources	Nurses Specialized in Wound, Ostomy, and Continence Canada provides educational materials addressing diversity and inclusion in wound care. The initiative highlights disparities affecting Indigenous populations and other marginalized groups and promotes culturally safe wound, ostomy, and continence care practices.



#	Name	Year	Read/View Time	Description
46	<u>NSWOCC – Diversity in Skin and Wound Care Webinar</u>	2022	90 minutes	This NSWOCC webinar focuses on diversity in skin and wound care. The presentation discusses assessment of darker skin tones using tools such as the Fitzpatrick scale and explores culturally sensitive prevention and treatment strategies for wounds and pressure injuries.
47	<u>On-Demand Webinars: Patient Diversity and Pressure Injury Prevention – WoundSource</u>	2026	Various resources	WoundSource provides on-demand educational webinars focused on wound care topics, including pressure injury prevention and patient diversity. The platform hosts expert discussions and training materials designed for healthcare professionals working in wound care settings.
48	<u>OSKA – Assessing Pressure Ulcers in Patients with Darker Skin Tone</u>	2023	3 minutes	This resource explains how pressure ulcers may present differently in patients with darker skin tones and provides visual examples to support clinical recognition. The article outlines assessment considerations and tools used in healthcare settings to improve early detection and prevention.
49	<u>Pan Pacific Pressure Injury Alliance – Pressure Ulcers in People with Dark Skin Tones</u>	2014	5 minutes	This printable clinical reference chart illustrates pressure injuries across stages in darker skin tones. The poster provides visual examples of stage 1 through unstageable pressure injuries and highlights how colour changes may appear differently in patients with darker skin.
50	<u>Wounds UK – Addressing Skin Tone Bias in Wound Care</u>	2021	10 minutes	This best practice statement addresses the impact of skin tone bias in wound care assessment. The publication provides guidance for healthcare professionals on recognizing wound symptoms across diverse skin tones and emphasizes the need for inclusive education and evidence-based practice to improve patient outcomes.



SOCIAL MEDIA & PUBLIC EDUCATION RESOURCES

#	Name	Year	Read/View Time	Description
51	<u>Black Derm Directory (Instagram)</u>	2026	5 minutes	Black Derm Directory is a social media initiative that highlights dermatologists experienced in treating skin of colour. The platform promotes access to culturally competent dermatologic care while sharing educational information about skin conditions affecting diverse populations.
52	<u>Brown Skin Matters (Instagram)</u>	2026	5 minutes	Brown Skin Matters is an Instagram page dedicated to improving representation of dermatologic conditions on darker skin tones. The page shares educational posts, clinical images, and awareness content to address the lack of dermatology reference images in medical education and public resources.
53	<u>Canadian Nurses Association – First National Summit on Racism in Nursing & Health Care</u>	2022	50 minutes	This Canadian Nurses Association summit session features nurses sharing their experiences with racism and discrimination within healthcare settings. The discussion highlights systemic barriers in nursing practice and emphasizes the need for equity and culturally safe care in healthcare systems.
54	<u>Canadian Nurses Association – Racism in Nursing & Health Care Summit (Part 2)</u>	2022	85 minutes	In this discussion, the Honourable Murray Sinclair speaks about experiences of racism across healthcare organizations and professional environments. The presentation explores systemic inequities and the importance of cultural safety and reconciliation in healthcare practice.
55	<u>Skin of Color Society (Instagram)</u>	2026	5 minutes	The Skin of Color Society Instagram page shares dermatology education, research updates, and awareness campaigns related to skin conditions affecting people of colour. Posts often highlight clinical images, conferences, and initiatives aimed at improving dermatologic care for diverse populations.



#	Name	Year	Read/View Time	Description
56	<u>Why Skin Disease is Often Misdiagnosed in Darker Skin Tones</u>	2022	6 minutes	In this TED-style talk, dermatologist Dr. Jenna Lester explains how limited dermatology training on darker skin tones contributes to misdiagnosis and delayed treatment. The presentation advocates for expanded medical education and improved representation in dermatology training materials.

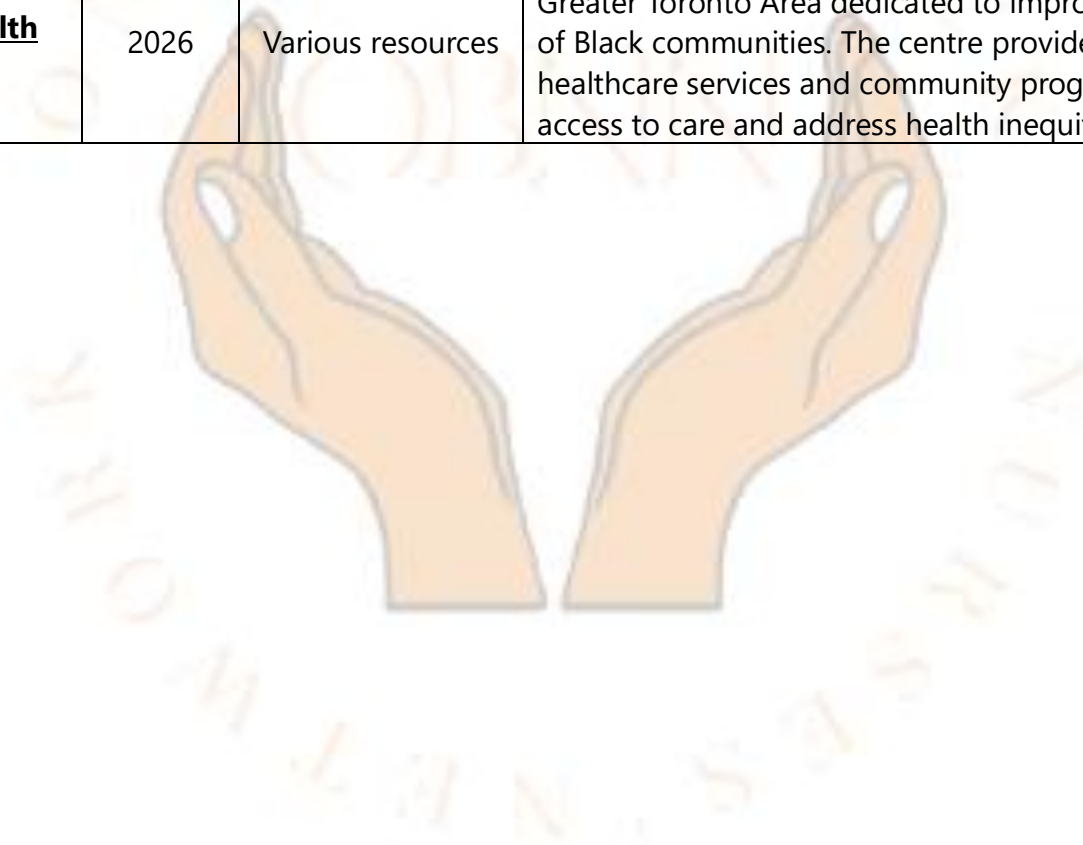


ADDITIONAL RESOURCES & INFORMATION

#	Name	Year	Read/View Time	Description
57	<u>Black Health Alliance – Community Services</u>	2026	Various resources	Black Health Alliance is a Canadian organization that works to improve health outcomes for Black communities. The website connects individuals with resources related to health, housing, food security, and social determinants of health while advocating to address systemic anti-Black racism in healthcare.
58	<u>Black Nurses and RNAO</u>	2026	Various resources	This section of the Registered Nurses' Association of Ontario (RNAO) website highlights initiatives supporting Black nurses in Ontario. It includes information about policy development, professional engagement, partnerships, and efforts aimed at addressing anti-Black racism within nursing and healthcare systems.
59	<u>Hutano</u>	2026	Various resources	Hutano is a digital health platform designed to support Black and Brown communities by connecting individuals with healthcare providers and educational health resources. The platform promotes discussions related to health equity, culturally competent care, and dermatologic concerns across diverse skin tones.
60	<u>McGill University: Action Plan to Address Anti-Black Racism</u>	2020	30+minutes	McGill University document outlining institutional strategies to address anti-Black racism across education, research, and policy. The plan includes proposed actions, timelines, and commitments to improving equity within academic and healthcare environments.
61	<u>RNAO Leading Change Toolkit</u>	2026	Various resources	The RNAO Leading Change Toolkit provides frameworks and practical guidance for initiating and supporting change within healthcare organizations. The resource includes strategies for engaging individuals with lived experience and promoting equity and inclusion in healthcare practice.



#	Name	Year	Read/View Time	Description
62	<u>Shining a Light on Mental Health in Black Communities – Mental Health Commission of Canada</u>	2021	8 minutes	Report highlighting mental health disparities affecting Black communities and barriers to accessing mental health services. The resource discusses stigma, health inequities, and strategies to improve culturally appropriate care.
63	<u>TAIBU Community Health Centre</u>	2026	Various resources	TAIBU Community Health Centre is a community organization in the Greater Toronto Area dedicated to improving the health and wellbeing of Black communities. The centre provides culturally responsive healthcare services and community programs designed to improve access to care and address health inequities.



LOGIN/ SUBSCRIPTION /MEMBERSHIP

#	Name	Year	Read/View Time	Description
64	<u>Canadian Dermatology Association – Skin Diversity Learning Series</u>	2026	Various resources	Educational resources created by the Canadian Dermatology Association to address knowledge gaps related to diagnosing and treating dermatologic conditions across diverse skin tones. The series includes educational videos and learning materials for healthcare professionals.
65	<u>Fitzpatrick’s Dermatology Online Atlas (McGraw-Hill AccessDermatology)</u>	2026	Various resources	AccessDermatology is a professional dermatology education platform that includes the Fitzpatrick Dermatology Atlas. The atlas provides clinical images and educational material used by medical students and clinicians to recognize dermatologic conditions across a range of skin tones. Many resources require institutional login or subscription access.
66	<u>Journal of the American Academy of Dermatology – Skin of Color Image Collection</u>	2023	Various resources	A dermatology image atlas developed by physicians featuring more than 40 skin, hair, and nail conditions as they appear in people with skin of colour. The resource includes clinical images, quizzes, and educational articles. Some materials require membership or login access.
67	<u>MEDSCAPE – Ethnic Skin: A Spectrum of Issues</u>	2006-2026	Various resources	Educational journal article discussing terminology and clinical considerations related to dermatologic conditions across diverse skin populations. The article explores diagnostic challenges, disparities in dermatologic care, and the need for improved representation of diverse skin tones in medical education.
68	<u>Skin of Color Society (SOCS)</u>	2026	Various resources	The Skin of Color Society is an international professional organization founded by dermatologists to promote education, research, and awareness of dermatologic conditions affecting people with darker skin tones. The organization provides educational resources, clinical images, and professional development opportunities



#	Name	Year	Read/View Time	Description
69	<u>VisualDx Clinical Decision Support System</u>	2026	Various resources	VisualDx is a clinical decision-support platform used by healthcare professionals to assist with diagnosing skin conditions across diverse populations. The database includes extensive dermatologic image libraries, including images of skin conditions on darker skin tones. Access typically requires institutional subscription or login.



IN THE NEWS...

#	Name	Year	Read/View Time	Description
70	<u>Dangerous Myth That Black People Don't Get Skin Cancer</u>	2024	4 minutes	Educational article discussing misconceptions surrounding melanoma risk in people with darker skin tones. The resource highlights the importance of early detection and awareness because melanoma in people of colour is often diagnosed later and has poorer outcomes.
71	<u>Decolonizing Dermatology – Why Black and Brown Skin Need Better Treatment</u>	2020	30+ minutes	The Guardian article discussing the historical lack of representation of darker skin tones in dermatology education and clinical training. The article highlights ongoing efforts to expand dermatology resources and improve healthcare outcomes for patients with skin of colour.
72	<u>Dermatology Has a Race Problem</u>	2020	6 minutes	New York Times article exploring how dermatology education historically focused on lighter skin tones, resulting in diagnostic gaps and health disparities. The article discusses efforts to improve diversity in dermatologic training and clinical resources.
73	<u>Illustration of Black Fetus Has Canadian Parents and Educators Calling for Diversity in Medical Resources</u>	2021	5 minutes	CBC news article describing reactions to a new medical illustration of a Black fetus created by medical student Chidiebere Ibe. The article highlights ongoing calls for improved representation in medical textbooks and educational materials.
74	<u>Images of Darker Skin Are Absent from Medical Texts. Dermatologists Are Changing That</u>	2022	5 minutes	USA Today article highlighting dermatologists working to expand educational resources and clinical image databases that include darker skin tones. These efforts aim to improve diagnosis and treatment of dermatologic conditions in diverse populations.



#	Name	Year	Read/View Time	Description
75	<u>Jordan Crowley Would Be in Line for a Kidney – If He Were Deemed White Enough</u>	2021	12 minutes	Slate article exploring racial adjustments used in kidney function testing and transplant eligibility. The story illustrates how race-based algorithms in medicine can affect access to treatment and health outcomes.
76	<u>Lack of Racial Diversity in Medical Textbooks Could Mean Inequity in Care, Study Suggests</u>	2018	2 minutes	CBC news article discussing research showing that many medical textbooks lack images representing diverse skin tones. This lack of representation may contribute to diagnostic disparities and inequities in patient care.
77	<u>Medical Imaging Struggles to Read Dark Skin. Researchers Say They've Found a Way to Make It Easier</u>	2023	4 minutes	CNN news report discussing new research addressing limitations in medical imaging technologies that struggle to accurately detect physiological signals in darker skin tones.
78	<u>Medical Textbooks Lack Diversity in Skin Images</u>	2021	6 minutes	STAT News article examining how medical textbooks frequently lack images of dermatologic conditions on darker skin tones. The article discusses how this gap can affect training and diagnostic accuracy for healthcare providers.
79	<u>Medicine Is Blind to Body Diversity — and It's Limiting Doctors' Examination Skills</u>	2023	3 minutes	BMJ commentary discussing the lack of diversity in medical education resources, including diagnostic training materials. The article argues that limited exposure to diverse bodies and skin tones may affect clinicians' ability to accurately assess patients from different populations.



#	Name	Year	Read/View Time	Description
80	<u>New Skin of Colour Dermatology Clinic Opens at The Ottawa Hospital</u>	2023	4 minutes	Ottawa Citizen news article announcing the first Skin of Colour dermatology clinic in Canada, founded by Dr. Reetesh Bose. The clinic aims to reduce health disparities by improving dermatology care and training related to diagnosing and treating conditions in people of colour.
81	<u>Racially Biased Oxygen Readings Could Be Putting Patients at Risk</u>	2020	3 minutes	Article discussing research showing pulse oximeters may provide less accurate oxygen saturation readings in patients with darker skin tones, potentially leading to delayed recognition of hypoxia.
82	<u>University of Ottawa Inaugurates Canada's First Interdisciplinary Centre Dedicated to Study of Black Health</u>	2021	6 minutes	Announcement describing the establishment of the Interdisciplinary Centre for Black Health at the University of Ottawa. The centre focuses on research, education, and policy initiatives aimed at improving health outcomes in Black communities.
83	<u>University of Toronto Creating Primer for Black Health</u>	2021	8 minutes	University of Toronto initiative aimed at developing educational resources to address gaps in Black health content within medical and public health curricula.
84	<u>Why Are So Many Black Patients Dying of Skin Cancer?</u>	2022	5 minutes	Article raising awareness about melanoma in people with darker skin tones. It highlights misconceptions surrounding skin cancer risk among Black populations and emphasizes the importance of early detection and education.



HISTORY OF REPRESENTATION OF SKIN OF COLOR IN TEXTBOOKS & MEDIA

#	Name	Year	Read/View Time	Description
85	<u>Skin of Color Images in Pediatric Dermatology Textbooks</u>	2021	3 minutes	Study examining representation of skin of colour images in pediatric dermatology textbooks. The analysis found that of 2,871 illustrations, 61.5% represented white skin, 30% brown skin, and only 8.5% Black skin, highlighting gaps in educational materials used to train clinicians.
86	<u>Skin of Color Lacks Representation in Medical Student Resources: A Cross-Sectional Study</u>	2021	5 minutes	Cross-sectional study examining representation of skin of colour within medical student learning resources. The study found limited training materials addressing dermatologic presentations in darker skin tones, which may contribute to diagnostic gaps among healthcare providers.
87	<u>Visual Racism in Internet Searches and Dermatology Textbooks</u>	2020	5 minutes	Research examining racial representation in dermatology textbooks and internet search results. Findings showed that approximately 80% of dermatologic images represented light skin tones, demonstrating significant underrepresentation of darker skin tones in clinical education materials.
88	<u>Addressing Skin Tone Bias in Wound Care: Assessing Signs and Symptoms in People with Dark Skin Tones</u>	2021	20 minutes	Educational document discussing how clinical assessment tools and teaching materials often overlook how symptoms appear on darker skin tones. The resource provides guidance for clinicians to improve assessment of wounds and skin conditions in patients with diverse skin tones.

