

CHANT DOG by Right Order Radio





Purpose-Built for Continuous Sacred Audio

Chant Dog™ is a dedicated playback device designed to provide **uninterrupted Gregorian chant**. Once configured, it plays continuously without user interaction.

QUICK START

(Recommended Setup for Continuous Playback)

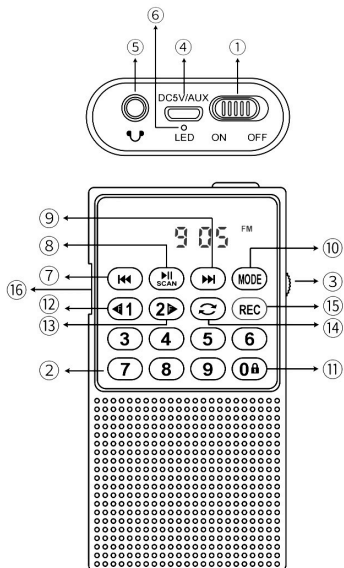
1. Slide the **POWER** switch to **ON**
2. Press **MODE** until the display shows **LOAD** then **TF**
3. Press **REPEAT**  until set to **ALL**
4. Press and hold **LOCK**  (or **0**) until the screen flashes
This prevents accidental button presses
5. Adjust volume using the **right-side volume knob**
6. Plug the device into a power source
7. Enjoy uninterrupted sacred chant playback 24/7



WHY USE LOCK MODE?

Lock Mode prevents the device from stopping, skipping, or changing settings if buttons are pressed accidentally.

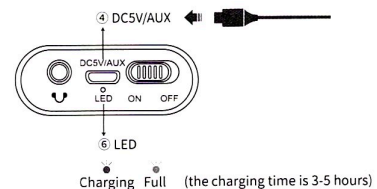
Highly recommended for continuous operation.



- ① ON/OFF: Power switch
- ② Number buttons
- ③ Volume knob
- ④ DC5V/AUX : DC 5V charging/AUX in jack
- ⑤ Earphone output
- ⑥ LED: Charging indicator
- ⑦ Previous/Rewind
- ⑧ Play/Pause/Scan and memory radio channel
- ⑨ Next/Fast-forward
- ⑩ MODE: Mode switch among TF/FM/AUX
- ⑪ Lock button/Number 0 button
- ⑫ Previous folder/Number 1 button
- ⑬ Next folder/Number 2 button
- ⑭ Repeat
- ⑮ REC: Record button
- ⑯ TF card slot

POWER SUPPLY

Plug the big end of the charging cable into the USB jack of computer or power bank, and plug the small end into the <④ DC 5V/AUX> of this unit.



2. Headphones



Plug headphones or another speaker into Earphone Output and the Chant Dog will automatically switch to that speaker and the Chant Dog speaker will be muted.

CHANT DOG™

Sacred Sound, Continuous Protection