


ARMORDILLO GUARDS






GQT-SVL-97-3

Quick-Tach Guard Installation Guide

- Leave all hardware hand-tight until bolts are installed.
- Install as shown.



Bolts & Sizes

	Size/Description/Pic	Qty
M12 Bolt 91180A714	Medium-Strength Class 8.8 Steel Hex Head Screw <ul style="list-style-type: none">• M12 x 1.25mm Thread x 25mm 	2
Lock Washer 91202A246	Zinc-Plated Steel Split Lock Washer <ul style="list-style-type: none">• 21.1 mm OD• 12.7mm ID 	2
Flat Washer 90126A032	Flat Washer 	4
Button/Pan Head 91306A432	Button Head Hex Drive Screws & Flat Washer <ul style="list-style-type: none">• ½"-13NC Thread x 1" 	2
Locknut 90566A033	Zinc-Plated Steel Locknut <ul style="list-style-type: none">• ½" – 13NC 	2



936.894.2060 ARMORDILLOGUARDS.COM