



## STOP SALE NOTICE

**Fulton Brake Winches  
K1550 0101; K1550 0301; K1550 1365; K1550 1546; and  
KX1550 0101; KX1550 0301; KX1550 1364; KX1550 1367; KX1550 1492**

**Effective Immediately**

April 22, 2010

Dear Customers:

Cequent Performance Products, Inc. is issuing an immediate "STOP SALE" notification for **Fulton "K" 1500 pound capacity Series Brake Winches** designated as follows:

K1550 0101	KX1550 0101
K1550 0301	KX1550 0301
K1550 1365	KX1550 1364
K1550 1546	KX1550 1367
	KX1550 1492

A photograph of the K1550/KX1550 brake winch is included below for your reference. This notification covers only those brake winches with date codes from November 2009 through April 19, 2010. The date code can be found on the pallet master label.

**Please check your inventory to determine whether you have any of the affected brake winches. You should immediately stop sale of any of the affected brake winches that are in your inventory and inspect the ratchet pawl assembly to determine if there is a problem as explained below. Alternatively, you can return the affected products to us and we will inspect and replace them if necessary. To the extent that you have previously tested the winches and found that the winches functioned properly, there is no need to conduct further inspection.**

---

### CEQUENT PERFORMANCE PRODUCTS, INC.

**Towing Division**  
47774 Anchor Ct W Ph: (800) 521-0510  
Plymouth MI 48170 Fx: (734) 656-3009

**Electrical Division**  
101 Spires Parkway Ph: (800) 325-5860  
Tekonsha MI 49092 Fx: (517) 767-4707

**Trailer Division**  
1050 Indianhead Dr Ph: (877) 208-2548  
Mosinee WI 54455 Fx: (800) 793-9569



We are conducting this stop sale inspection and/or replacement process in order to ensure that our customers receive products that meet our strict quality standards for performance and safety. We have encountered a potential quality issue with this particular model that may cause the locking mechanism to not engage properly. It has come to our attention that the ratchet pawl for some of our K1550/KX1550 winches MAY NOT be in the correct position. The result of this condition is that the winch will not have the obvious “clicking” sound when raising a load and will therefore be unable to lock and hold a load.

We are taking this action to ensure that any potentially defective units do not reach any end users and potentially create a safety hazard. We have received one (1) report of a locking mechanism failure.

**Using the inspection procedures illustrated below, please immediately inspect the ratchet pawl assembly of this model to determine if it is improperly assembled and provide us with an inspection report as outlined below. If found to be improperly assembled, please return the unit to us for a replacement. If previously tested and inspected, we request that you complete the inspection report to confirm this.**

**For units that have been already sold or provided to your end-user customers (perhaps as a component of assembled equipment), we would like to ask that you use the enclosed letter to notify your end-user customers as to the inspection and documentation process.**

This stop sale does not affect inventory currently in Cequent’s possession, as those products have been inspected and are not defective. In addition, Cequent has instituted procedures to prevent this problem from recurring.

We apologize for the inconvenience this may cause you and we appreciate your support and participation in this stop sale and replacement process as safety is our number one priority.


If you have any questions, please call Tabby Volz at 715-693-9260

Thank you for your understanding.


### K1550 and KX1550 Winch Inspection Process

1. Locate all K1550 and KX1550 models in your facility
2. Identify each skid/master carton with "Inspection Required" tags
3. Remove one winch from skid/master carton
4. Visually inspect for ratchet pawl orientation (see photos)
5. If ratchet is in either "incorrect" orientation as displayed on photos, remove from stock, tag as Non-Conforming and quarantine
6. Any winches with the ratchet pawl in "incorrect" orientation will be returned to Cequent for credit
7. If the ratchet is in the "correct" orientation, identify as "Inspection Complete" and return to stock
8. Repeat inspection process for each winch
9. Upon completion of inspection process, fill out the attached form and return to Tabetha Volz.
10. Cequent will initiate the RMA process for the return and credit of the non-conforming winches



**K1550 with handle installed**




**K1550 without handle installed**



**Ratchet Pawl "Incorrect" Orientation (two photos) Pawl not engaged with gear**



**Ratchet Pawl "Correct" Orientation  
Pawl engaged with gear**





RETURN THIS K1550/KX1550 VERIFICATION FORM TO:

Tabetha Volz  
Cequent Performance Products  
1050 Indianhead Drive  
Mosinee, WI 54455  
715.693.9260  
tvolz@cequentgroup.com

Upon completion of the inspection process as defined in our April 22, 2010, Stop Sale Notice, please provide the following and return to Cequent.

Customer Name: \_\_\_\_\_

Contact Person: \_\_\_\_\_

Phone No.: \_\_\_\_\_

Fax No.: \_\_\_\_\_

Email Address: \_\_\_\_\_

Model Number of Winch: \_\_\_\_\_

Quantity in inventory: \_\_\_\_\_

Quantity inspected: \_\_\_\_\_

Quantity being returned: \_\_\_\_\_

Signed: \_\_\_\_\_

Name: \_\_\_\_\_

Title: \_\_\_\_\_

Date: \_\_\_\_\_

CEQUENT PERFORMANCE PRODUCTS, INC.

**Towing Division**  
47774 Anchor Ct W Ph: (800) 521-0510  
Plymouth MI 48170 Fx: (734) 656-3009

**Electrical Division**  
101 Spires Parkway Ph: (800) 325-5860  
Tekonsha MI 49092 Fx: (517) 767-4707

**Trailer Division**  
1050 Indianhead Dr Ph: (877) 208-2548  
Mosinee WI 54455 Fx: (800) 793-9569





## STOP SALE NOTICE

**Fulton Brake Winches**

**Effective Immediately**

April 22, 2010

TO: \_\_\_\_\_  
\_\_\_\_\_  
\_\_\_\_\_

Dear Customers:

Cequent Performance Products, Inc. is issuing an immediate "STOP SALE" notification for **Fulton "K" 1500 pound capacity Series Brake Winches**. This winch has been installed on your product as designated below:

Model: \_\_\_\_\_

A photograph of the K1550/KX1550 brake winch is included below for your reference. This notification covers only those brake winches with date codes from November 2009 through April 19, 2010. The date code can be found on the pallet master label.

**Please check your inventory to determine whether you have any of the affected brake winches. You should immediately stop sale of any of the affected brake winches that are in your inventory and inspect the ratchet pawl assembly to determine if there is a problem as explained below. Alternatively, you can return the affected products to us and we will inspect and replace them if necessary. To the extent that you have previously tested the winches and found that the winches functioned properly, there is no need to conduct further inspection.**

---

### CEQUENT PERFORMANCE PRODUCTS, INC.

**Towing Division**  
47774 Anchor Ct W Ph: (800) 521-0510  
Plymouth MI 48170 Fx: (734) 656-3009

**Electrical Division**  
101 Spires Parkway Ph: (800) 325-5860  
Tekonsha MI 49092 Fx: (517) 767-4707

**Trailer Division**  
1050 Indianhead Dr Ph: (877) 208-2548  
Mosinee WI 54455 Fx: (800) 793-9569



We are conducting this stop sale inspection and/or replacement process in order to ensure that our customers receive products that meet our strict quality standards for performance and safety. We have encountered a potential quality issue with this particular model that may cause the locking mechanism to not engage properly. It has come to our attention that the ratchet pawl for some of our K1550/KX1550 winches MAY NOT be in the correct position. The result of this condition is that the winch will not have the obvious “clicking” sound when raising a load and will therefore be unable to lock and hold a load.

We are taking this action to ensure that any potentially defective units do not reach any end users and potentially create a safety hazard. We have received one (1) report of a locking mechanism failure.

**Using the inspection procedures illustrated below, please immediately inspect the ratchet pawl assembly of this model to determine if it is improperly assembled and provide us with an inspection report as outlined below. If found to be improperly assembled, please return the unit to us for a replacement. If previously tested and inspected, we request that you complete the inspection report to confirm this.**

**For units that have been already sold or provided to your end-user customers (perhaps as a component of assembled equipment), we would like to ask that you use the enclosed letter to notify your end-user customers as to the inspection and documentation process.**

This stop sale does not affect inventory currently in Cequent’s possession, as those products have been inspected and are not defective. In addition, Cequent has instituted procedures to prevent this problem from recurring.

We apologize for the inconvenience this may cause you and we appreciate your support and participation in this stop sale and replacement process as safety is our number one priority.


If you have any questions, please call Tabby Volz at 715-693-9260

Thank you for your understanding.


### K1550 and KX1550 Winch Inspection Process

1. Locate all K1550 and KX1550 models in your facility
2. Identify each skid/master carton with "Inspection Required" tags
3. Remove one winch from skid/master carton
4. Visually inspect for ratchet pawl orientation (see photos)
5. If ratchet is in either "incorrect" orientation as displayed on photos, remove from stock, tag as Non-Conforming and quarantine
6. Any winches with the ratchet pawl in "incorrect" orientation will be returned to Cequent for credit
7. If the ratchet is in the "correct" orientation, identify as "Inspection Complete" and return to stock
8. Repeat inspection process for each winch
9. Upon completion of inspection process, fill out the attached form and return to Tabetta Volz.
10. Cequent will initiate the RMA process for the return and credit of the non-conforming winches

**K1550 with handle installed**





**K1550 without handle installed**






**Ratchet Pawl "Incorrect" Orientation (two photos) Pawl not engaged with gear**



**Ratchet Pawl "Correct" Orientation  
Pawl engaged with gear**





CEQUENT™  
A THOMAS COMPANY

CEQUENT PERFORMANCE PRODUCTS, INC.

1050 Indianhead Drive PO Box 8

Mosinee WI 54455-0008

FORWARDING AND ADDRESS CORRECTION REQUESTED  
RETURN POSTAGE GUARANTEED

Tabetha Volz

Cequent Performance Products

1050 Indianhead Drive

Mosinee, WI 54455