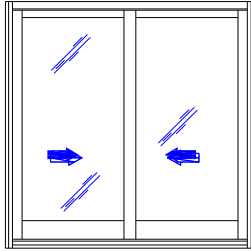




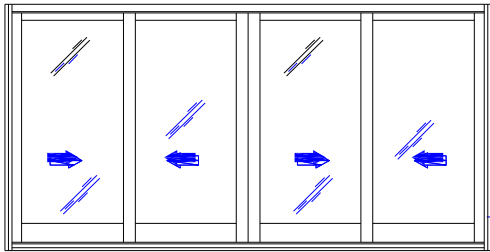
VENTANA-PUERTA CORREDERA P-92

DISEÑOS Y FORMULA DE CORTE



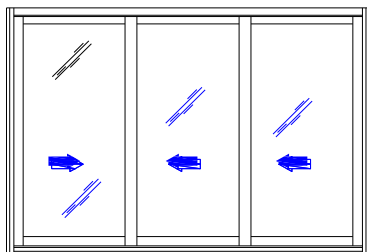
FORMULA DE CORTE PARA DOS HOJAS

PIEZA	REFERENCIA	ELEMENTO	UNDS	PULGADAS
1	ALD-902	CABEZAL MARCO	1	A-1 1/2"
2	ALD-900	RIEL EXTERIOR 2 VIAS	1	A-1 1/2"
3	ALD-903	JAMBA MARCO	2	H
4	ALD-904	CABEZAL HOJA	2	A/2-1/2"
5	ALD-904	ALFEIZAR HOJA	2	A/2-1/2"
6	ALD-907	JAMBA LLAVIN	2	H- 2 3/8"
7	ALD-906	JAMBA ENGANCHE	2	H- 2 3/8"
8	ALD-912	RECIBIDOR		H- 2 3/8"



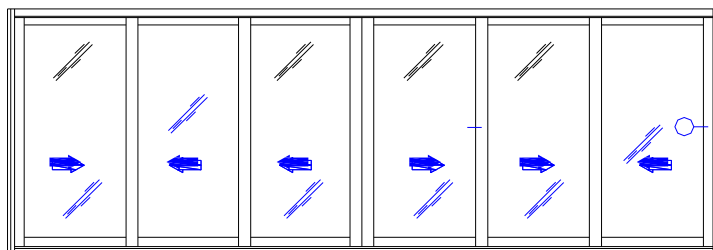
FORMULA DE CORTE PARA CUATRO HOJAS

PIEZA	REFERENCIA	ELEMENTO	UNDS	PULGADAS
1	ALD-902	CABEZAL MARCO	1	A-1 1/2"
2	ALD-900	RIEL EXTERIOR 2 VIAS	1	A-1 1/2"
3	ALD-903	JAMBA MARCO	2	H
4	ALD-904	CABEZAL HOJA	4	A/4-1/16"
5	ALD-904	ALFEIZAR HOJA	4	A/4-1/16"
6	ALD-907	JAMBA LLAVIN	4	H- 2 3/8"
7	ALD-906	JAMBA ENGANCHE	4	H- 2 3/8"
8	ALD-912	RECIBIDOR	1	H- 2 3/8"



FORMULA DE CORTE PARA TRES HOJAS

PIEZA	REFERENCIA	ELEMENTO	UNDS	PULGADAS
1	ALD-914	CABEZAL MARCO 3 VIAS	1	A-1 1/2"
2	ALD-913	RIEL EXTERIOR 3 VIAS	1	A-1 1/2"
3	ALD-915	JAMBA MARCO 3 VIAS	2	H
4	ALD-904	CABEZAL HOJA	3	A/3+3/8"
5	ALD-904	ALFEIZAR HOJA	3	A/+ 3/8"
6	ALD-907	JAMBA LLAVIN	2	H- 2 3/8"
7	ALD-906	JAMBA ENGANCHE	4	H- 2 3/8"



FORMULA DE CORTE PARA SEIS HOJAS

PIEZA	REFERENCIA	ELEMENTO	UNDS	PULGADAS
1	ALD-914	CABEZAL MARCO 3 VIAS	1	A-1 1/2"
2	ALD-913	RIEL EXTERIOR 3 VIAS	1	A-1 1/2"
3	ALD-915	JAMBA MARCO 3 VIAS	2	H
4	ALD-904	CABEZAL HOJA	6	A/6+11/16"
5	ALD-904	ALFEIZAR HOJA	6	A/6+11/16"
6	ALD-907	JAMBA LLAVIN	4	H- 2 3/8"
7	ALD-906	JAMBA ENGANCHE	8	H- 2 3/8"
8	ALD-912	RECIBIDOR	1	H- 2 3/8"