




STORI





## *Our STORI*

Why STORI?	02
What to expect from your STORI retailer	04
Range options	07
Door selector	09
Be inspired	60
Real stories	61
Door care & maintenance	62

## *Ranges*

Aldana <i>Narrow shaker</i>	12
Dawson <i>Narrow shaker</i>	22
Kensington <i>Shaker</i>	28
Pembridge <i>Narrow Shaker</i>	34
Zola Soft-Matte <i>Slab</i>	38

## *Finishing touches*

Handles	47
---------	----

## *Beyond the bedroom*

Kitchens	56
Living spaces	58

## Why STORI?

At STORI, we want to help you create aspirational living spaces, effortlessly. That is why we partner with the best independent retailers across the UK and Ireland to provide you with a local buying experience that is seamless from the very first interaction.

Our beautifully crafted furniture collection can be tailored to your lifestyle, taste and budget to achieve a stunning yet functional design that will add value to your home and everyday living.

With a 5 year warranty as standard, along with a world class supply chain, you can be confident that when STORI is at the heart of your home, your living spaces will be worth sharing.



### *30+ years of industry expertise*

Providing you with a seamless experience.



### *Nationwide STORI approved retailers*

Find one local to you.



### *Endless possibilities for any space*

With an extensive collection for every style & budget.



### *Exceptional quality*

You can trust with industry accreditations & warranties.



### *Sustainably responsible*

From our material selection to our in-house processes.

## What to expect from your STORI retailer

### *Natural problem solvers*

Our STORI retailers have a wealth of design experience and are skilled in crafting beautiful, yet practical spaces that will enhance both your daily life and your home's overall value. Simply share your vision and they will expertly bring it to life.

### *Dedicated expertise*

Your STORI retailer can also advise on various other aspects of your new space. They offer a bespoke service from the outset, matching your ideas with their knowledge to collectively transform any room in your home.

### *Community connections*

Supporting independent retailers benefits your local community. Your patronage keeps money circulating locally, fostering job creation and economic growth. Personalised experiences and genuine connections are prioritised, preserving your community's uniqueness and prosperity.

### *A one-stop shop*

Many of our STORI retailers can provide you with a 'one-stop shop' for your entire project. Our retailers can manage your project from start to finish, to ensure a smoother process.



Scan here to find your nearest showroom





## Range options



### *Express colours*

Popular colours within selected ranges that are pre-finished and therefore available in a shorter time frame.



### *Paint to order*

A large number of our ranges are suitable for painting, simply select any colour from our standard colour palette.

See page 21 for standard colour palette



### *Colour match*

All our paintable ranges can be matched to a specified colour using BS (British Standard) or RAL (European Standard) colour references.



### *Made to order*

Alternative sizes or designer features are available to create a bespoke space.

## Your STORI... your choice

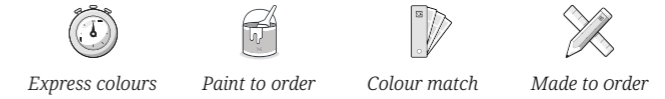
Your bedroom is your sanctuary, a place to seek peace, relaxation and somewhere to unwind from daily life.

The bedroom collection from STORI combines comfort, style and practicality to create beautiful, well-balanced furniture for your own unique bedroom haven.

From modern to classic, we offer a stunning range of styles and finishes in a selection of on-trend colours, allowing you to customise your space with fitted and freestanding furniture options. From fitted wardrobes and freestanding chests of drawers to bedside tables and dressing tables, our collection offers you the versatility to devise a design bespoke to both your space and your everyday needs.



## Door selector



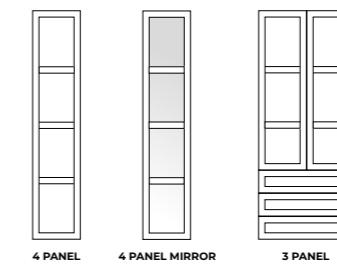
### Aldana



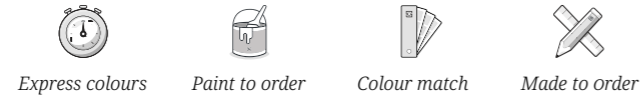
**Style:** Narrow shaker  
**Finish:** Ash painted  
**Colour options:** 32+, see page 21



#### Wardrobe door designs



# Door selector



## Dawson



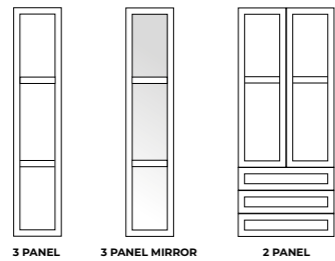
**Style:** Narrow shaker with bevelled edge & v-groove

**Finish:** Smooth matte foil

**Colour options:** 6



**Wardrobe door designs**



## Kensington



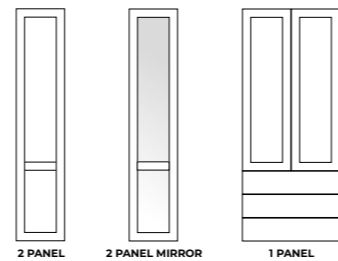
**Style:** Shaker with bevelled edge & v-groove

**Finish:** Ash effect foil / \*Oak effect foil

**Colour options:** 11



**Wardrobe door designs**



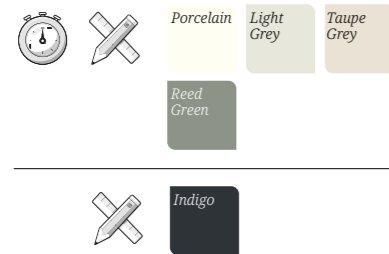
## Pembridge



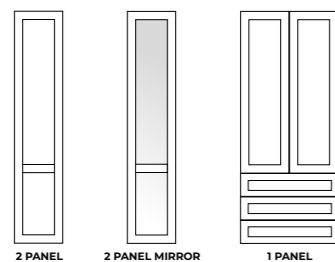
**Style:** Narrow shaker with internal bead

**Finish:** Oak effect foil

**Colour options:** 5



**Wardrobe door designs**



## Zola Soft-Matte



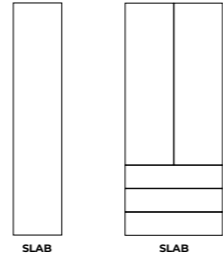
**Style:** Slab

**Finish:** Smooth matte foil

**Colour options:** 7



**Wardrobe door designs**





*Aldana* Marine



The stunning simplicity of the Aldana shaker door is accentuated by its narrow frame. Its authentic painted woodgrain finish and wealth of accessories makes Aldana an ideal choice for both contemporary and traditional settings.



Paint to order



Colour match



Made to order

See page 9 for full range and colour options







Paint to order

## Colour palette

Applicable for our Aldana range only.

Brilliant White	Porcelain	Ivory	Shell
Taupe Grey	Mussel	Stone	Stone Grey
Lava	Pantry Blue	Light Teal	Airforce
Parisian Blue	Marine	Slate Blue	Indigo
Sage Green	Cardamom	Reed Green	Willow
Viridian	Heritage Green	Deep Forest	Cashmere
Vintage Pink	Antique Red	Light Grey	Dust Grey
Monument Grey	Gunmetal Grey	Graphite	Cannon Black

Looking for a specific shade?  
 Speak to your retailer about our Colour Match Service,  
 available for our Aldana range only.



*Dawson* Cashmere



Handles: K1-359 & K1-360

Dawson's slim frame with sloped internal profile and v-groove detailing offers a unique design that can adapt to suit both contemporary and traditional styling. Its smooth foil finish, available in six stunning colours, makes Dawson a durable yet stylish choice that will easily bring any space to life.



Express colours



Made to order

See page 10 for full range options.





*Kensington* Porcelain



With its v-groove shaker design, woodgrain effect foil finish and a selection of eleven on-trend colours, Kensington is ideal for those seeking a stylish, yet durable bedroom that can withstand the busy demands of everyday living.



*Express colours*



*Made to order*

See page 10 for full range options.





*Kensington* Light Grey



Handles: K1-323 & K1-324



*Pembridge* Taupe Grey



Handles: K1-411 & K1-413

Transform your bedroom into a serene space with Pembridge, a refined narrow-frame shaker with elegant bead detailing. In a palette of five premium foil colours, its oak effect woodgrain finish adds timeless charm.



Express colours



Made to order

See page 10 for full range options.



*Zola Soft-Matte* Graphite



The adaptability of Zola's slab design allows for a wealth of possibilities to create the ultimate modern space. The smooth matte foil finish, available in seven popular colours, makes Zola Soft-Matte the ideal choice for those wanting to achieve a stylish yet practical space.



Handles: K1-337 & K1-338



Express colours



Made to order

See page 10 for full range options.



Zola Soft-Matte Cashmere








# Handles


Consider a variety of finishes, from polished chrome to the neutral warmth of nickel or stark contrast of black. Embrace the diverse design options, opt for square knobs, shapely cup handles or textured bar handles to name a few.




1 CHROME CUP HANDLE: K1-175  
2 CHROME CUP HANDLE: K1-172  
3 CHROME KNOB: K1-180



4 BRUSHED NICKEL CUP HANDLE: K1-174  
5 BRUSHED NICKEL CUP HANDLE: K1-171  
6 BRUSHED NICKEL KNOB: K1-179



7 BRASS CUP HANDLE: K1-320  
8 BRASS CUP HANDLE: K1-319



9 PEWTER CUP HANDLE: K1-176  
10 PEWTER CUP HANDLE: K1-173



11 CHROME CUP HANDLE: K1-315  
12 CHROME KNOB: K1-169




13 BRUSHED NICKEL CUP HANDLE: K1-272  
14 BRUSHED NICKEL KNOB: K1-269




15 SATIN BRASS CUP HANDLE: K1-270  
16 SATIN BRASS KNOB: K1-267




17 ANTIQUE COPPER CUP HANDLE: K1-271  
18 ANTIQUE COPPER KNOB: K1-268




19 CHROME D-HANDLE: K1-316  
20 CHROME KNOB: K1-314



21 BRUSHED NICKEL D-HANDLE: K1-266  
22 BRUSHED NICKEL KNOB: K1-263



23 SATIN BRASS D-HANDLE: K1-264  
24 SATIN BRASS KNOB: K1-261




25 ANTIQUE COPPER D-HANDLE: K1-265  
26 ANTIQUE COPPER KNOB: K1-262



27 POLISHED NICKEL CUP HANDLE: K1-156  
28 POLISHED NICKEL BOW HANDLE: K1-153  
29 POLISHED NICKEL KNOB: K1-159




30 PEWTER CUP HANDLE: K1-157  
31 PEWTER BOW HANDLE: K1-154  
32 PEWTER KNOB: K1-160




33 BRUSHED SATIN BRASS CUP HANDLE: K1-302  
34 BRUSHED SATIN BRASS BOW HANDLE: K1-303  
35 BRUSHED SATIN BRASS KNOB: K1-301



36 AMERICAN COPPER CUP HANDLE: K1-155  
37 AMERICAN COPPER BOW HANDLE: K1-152  
38 AMERICAN COPPER KNOB: K1-158



39 POLISHED NICKEL CUP HANDLE: K1-195  
40 POLISHED NICKEL KNOB: K1-198




41 BRUSHED SATIN NICKEL CUP HANDLE: K1-197  
42 BRUSHED SATIN NICKEL KNOB: K1-200




43 BRUSHED SATIN BRASS CUP HANDLE: K1-304  
44 BRUSHED SATIN BRASS KNOB: K1-305




45 AMERICAN COPPER CUP HANDLE: K1-196  
46 AMERICAN COPPER KNOB: K1-199



75 BRUSHED NICKEL BAR HANDLE: K1-370/371  
(Available in various lengths)  
76 BRUSHED NICKEL T-BAR: K1-369



77 ANTIQUE BRASS BAR HANDLE: K1-364/365  
(Available in various lengths)  
78 ANTIQUE BRASS T-BAR: K1-363



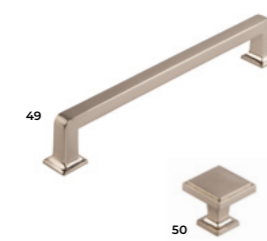
79 MATTE BLACK BAR HANDLE: K1-367/368  
(Available in various lengths)  
80 MATTE BLACK T-BAR: K1-366



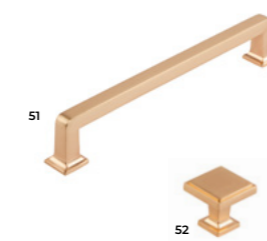
81 PEWTER BOW HANDLE: K1-99  
82 PEWTER KNOB: K1-104




47 BRUSHED IRON CUP HANDLE: K1-443  
48 BRUSHED IRON KNOB: K1-444



49 BRUSHED NICKEL D-HANDLE: K1-409/410  
(Available in various lengths)  
50 BRUSHED NICKEL KNOB K1-408



51 CHAMPAGNE GOLD D-HANDLE: K1-412/413  
(Available in various lengths)  
52 CHAMPAGNE GOLD KNOB K1-411




53 MATTE BLACK D-HANDLE: K1-415/416  
(Available in various lengths)  
54 MATTE BLACK KNOB K1-414



83 ANTIQUE BRASS BAR HANDLE: K1-328/329  
(Available in various lengths)  
84 ANTIQUE BRASS T-BAR: K1-327



85 MATTE BLACK BAR HANDLE: K1-331/332  
(Available in various lengths)  
86 MATTE BLACK T-BAR: K1-330



87 SATIN BRASS BAR HANDLE: K1-397/398  
(Available in various lengths)  
88 SATIN BRASS KNOB K1-396




89 MATTE BLACK BAR HANDLE: K1-400/401  
(Available in various lengths)  
90 MATTE BLACK KNOB K1-399




55 CHROME CUP HANDLE: K1-311  
56 CHROME D-HANDLE: K1-310  
57 CHROME KNOB: K1-309




58 BRUSHED SATIN NICKEL CUP HANDLE: K1-308  
59 BRUSHED SATIN NICKEL D-HANDLE: K1-307  
60 BRUSHED SATIN NICKEL KNOB: K1-306




61 SATIN NICKEL CUP HANDLE: K1-255  
62 SATIN NICKEL D-HANDLE: K1-259  
63 SATIN NICKEL KNOB: K1-257




64 BLACK NICKEL CUP HANDLE: K1-256  
65 BLACK NICKEL D-HANDLE: K1-260  
66 BLACK NICKEL KNOB: K1-258



91 BRUSHED NICKEL BAR HANDLE: K1-377  
92 BRUSHED NICKEL T-BAR: K1-376



93 ANTIQUE BRASS BAR HANDLE: K1-373  
94 ANTIQUE BRASS T-BAR: K1-372




95 MATTE BLACK BAR HANDLE: K1-375  
96 MATTE BLACK T-BAR: K1-374



97 POLISHED NICKEL CUP HANDLE: K1-191  
98 POLISHED NICKEL D-HANDLE: K1-193



67 BRIGHT NICKEL CUP HANDLE: K1-357  
68 BRIGHT NICKEL D-HANDLE: K1-358



69 ANTIQUE BRASS CUP HANDLE: K1-359  
70 ANTIQUE BRASS D-HANDLE: K1-360



71 MATTE BLACK CUP HANDLE: K1-361  
72 MATTE BLACK D-HANDLE: K1-362



73 BRUSHED NICKEL CUP HANDLE: K1-323  
74 BRUSHED NICKEL D-HANDLE: K1-324



99 POLISHED BRASS CUP HANDLE: K1-192  
100 POLISHED BRASS D-HANDLE: K1-194




101 INOX LOOK BAR HANDLE: K1-442  
102 INOX LOOK T-BAR: K1-441




103 BRUSHED GOLD BAR HANDLE: K1-440  
104 BRUSHED GOLD T-BAR: K1-439




105 ANTIQUE BROWN BAR HANDLE: K1-438  
106 ANTIQUE BROWN T-BAR: K1-437




107 CHROME BAR HANDLE: K1-379  
108 CHROME T-BAR: K1-378



109 BRUSHED NICKEL BAR HANDLE: K1-385  
110 BRUSHED NICKEL T-BAR: K1-384



111 BRUSHED BRASS BAR HANDLE: K1-381  
112 BRUSHED BRASS T-BAR: K1-380



113 MATTE BLACK BAR HANDLE: K1-383  
114 MATTE BLACK T-BAR: K1-382



143 CHROME D-HANDLE: K1-423/424  
144 BRUSHED NICKEL D-HANDLE: K1-419/420  
145 CHAMPAGNE GOLD D-HANDLE: K1-421/422  
146 MATTE BLACK D-HANDLE: K1-417/418  
*(Available in various lengths)*




147 BRUSHED NICKEL D-HANDLE: K1-388  
148 BRUSHED BRASS D-HANDLE: K1-386  
149 MATTE BLACK D-HANDLE: K1-387




150 POLISHED NICKEL D-HANDLE: K1-445  
151 BRUSHED NICKEL D-HANDLE: K1-446  
152 AMERICAN COPPER D-HANDLE: K1-447  
153 BRUSHED IRON D-HANDLE: K1-448



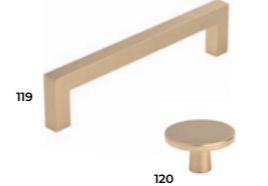
154 BRUSHED NICKEL D-HANDLE: K1-402/403  
155 BRUSHED BRASS D-HANDLE: K1-404/405  
156 MATTE BLACK D-HANDLE: K1-406/407  
*(Available in various lengths)*



115 BRUSHED ANTHRACITE D-HANDLE: K1-279  
116 BRUSHED ANTHRACITE KNOB: K1-275




117 BRUSHED INOX LOOK D-HANDLE: K1-278  
118 BRUSHED INOX LOOK KNOB: K1-274




119 BRUSHED BRASS D-HANDLE: K1-277  
120 BRUSHED BRASS KNOB: K1-273



121 BRUSHED BLACK D-HANDLE: K1-280  
122 BRUSHED BLACK KNOB: K1-276



157 CHROME D-HANDLE: K1-187  
158 BRUSHED COPPER D-HANDLE: K1-201  
159 BRUSHED NICKEL D-HANDLE: K1-317  
160 SATIN BRASS D-HANDLE: K1-318



161 MIRROR POLISHED D-HANDLE: K1-202  
162 SILK POLISHED D-HANDLE: K1-204  
163 POLISHED BRASS D-HANDLE: K1-205  
164 BRUSHED BRASS D-HANDLE: K1-203  
165 MATTE BLACK D-HANDLE: K1-206



166 BRUSHED NICKEL D-HANDLE: K1-393/394  
167 BRUSHED BRASS D-HANDLE: K1-389/390  
168 MATTE BLACK D-HANDLE: K1-391/392  
*(Available in various lengths)*



169 CHROME BOW HANDLE: K1-177  
170 BRUSHED NICKEL BOW HANDLE: K1-178



123 ANTIQUE BROWN D-HANDLE: K1-214  
124 ANTIQUE BROWN KNOB: K1-218



125 INOX LOOK D-HANDLE: K1-215  
126 INOX LOOK KNOB: K1-219



127 MATTE BLACK D-HANDLE: K1-216  
128 MATTE BLACK KNOB: K1-220




129 CHROME KNOB: K1-312  
130 BRUSHED SATIN BRASS KNOB: K1-313




171 CHROME D-HANDLE: K1-165  
172 INOX LOOK D-HANDLE: K1-166



173 CHROME D-HANDLE: K1-325  
174 BRUSHED NICKEL D-HANDLE: K1-326



175 BRUSHED NICKEL BAR HANDLE: K1-184/426  
*(Available in various lengths)*



176 BRUSHED NICKEL BAR HANDLE: K1-321/322/425  
*(Available in various lengths)*




131 BRIGHT CHROME KNOB: K1-207  
132 INOX LOOK KNOB: K1-209  
133 ANTIQUE BROWN KNOB: K1-208  
134 MATTE BLACK KNOB: K1-210



135 POLISHED NICKEL KNOB: K1-451  
136 BRUSHED SATIN NICKEL KNOB: K1-450  
137 BRUSHED SATIN BRASS KNOB: K1-449



138 BRUSHED BRASS D-HANDLE: K1-433/434  
139 GUNMETAL D-HANDLE: K1-435/436  
*(Available in various lengths)*



140 INOX D-HANDLE: K1-350  
141 ANTIQUE BRASS D-HANDLE: K1-349  
142 ANTIQUE GREY D-HANDLE: K1-348



177 BRUSHED INOX LOOK D-HANDLE: K1-86




178 BRUSHED NICKEL D-HANDLE: K1-52




179 MATTE BRASS BAR HANDLE: K1-427/428  
180 MATTE BRONZE BAR HANDLE: K1-429/430  
181 MATTE BLACK BAR HANDLE: K1-431/432  
*(Available in various lengths)*




182 BRUSHED BLACK TRIM HANDLE: K1-345/346/347  
183 BRUSHED BRASS TRIM HANDLE: K1-339/340/341  
184 BRUSHED INOX TRIM HANDLE: K1-342/343/344  
*(Available in various colours & lengths)*



185 INOX LOOK BAR HANDLE: K1-354  
186 INOX LOOK T-BAR: K1-353




187 BRUSHED BRASS BAR HANDLE: K1-352  
188 BRUSHED BRASS T-BAR: K1-351



189 BRUSHED BLACK BAR HANDLE: K1-356  
190 BRUSHED BLACK T-BAR: K1-355




191 BRUSHED INOX TRIM HANDLE: K1-336  
192 BRUSHED INOX TRIM KNOB: K1-335



193 BRUSHED BRASS TRIM HANDLE: K1-334  
194 BRUSHED BRASS TRIM KNOB: K1-333



195 BRUSHED BLACK TRIM HANDLE: K1-338  
196 BRUSHED BLACK TRIM KNOB: K1-337



197 ALUMINIUM HANDLELESS RAIL  
198 BRASS HANDLELESS RAIL  
199 GRAPHITE HANDLELESS RAIL

*(Also available in 32 standard Paint to Order colours and Colour Match)*



Scan here to discover STORI handles





*Beyond the bedroom*



## Kitchens

Whatever your style, taste or budget, STORI offers you a diverse selection of furniture options to create your own, customised kitchen space. From the classic painted shaker to a contemporary, linear, handleless range, a world of choice awaits you when it comes to design, finish and colour.

The inside of your cabinetry can look just as beautiful as the outside with our comprehensive collection of Vauth-Sagel internal storage and bin solutions for an organised, practical space which meets the busy demands of everyday living.



Scan here to discover STORI kitchens





## *Living spaces*

From pantries, bootrooms and laundry rooms, to drinks dressers and home offices, our offering continually evolves to match the ever-changing needs of homeowners and their lifestyles.

Available in a wealth of designs, finishes and colours, the STORI collection allows you to customise your space to your exact requirements.



Scan here to discover STORI living spaces

## Be inspired

We are here to help guide you on your journey in creating a new bedroom, kitchen or living space. To gather further ideas for your project, you can browse our online image gallery which showcases our full collection. Simply filter by room type, style, finish and even colour to feed your imagination and create your ultimate wish list!



Have you featured STORI ranges in your home?  
Share your STORI with us. Use the hashtag #StoriSpaces  
for a chance to be showcased.



## Real stories

We are proud to have our ranges featured in homes throughout UK & Ireland, spaces which have been expertly designed and installed by our approved network of STORI retailers.

Ranging from small spaces with limited storage to larger, more spacious room settings, our collection caters for all types of homes and lifestyles, regardless of style, taste or budget.

Check out the Real Stories on our website and take inspiration from design elements other homeowners have opted for from the STORI collection.



Scan here for more inspiration

# Door care & maintenance

With appropriate care and maintenance, our bedroom doors and accessories are designed to provide years of reliable service. To keep it in the best possible condition, please follow the simple guidelines below.

Bedroom frontals are designed for domestic use, we recommend that each area / cabinet in the bedroom is maintained within domestic temperature and humidity levels. We recommend a temperature range of 16°C - 24°C and a relative humidity range of 40% to 60%.

Please note your guarantee may be adversely affected if used for non-general domestic environments.

## INSTALLATION ADVICE

### Pre-installation:

Ensure that all new-builds or newly plastered rooms have been left to environmentally stabilise prior to the installation of new bedroom doors & accessories. They must not be installed in a damp, or moisture-rich environment as it will cause undesirable movement in the joints and panels of the door. A hygrometer should be used to assess conditions.

To help minimise any potential damage to the bedroom whilst you are installing it, please read and adhere to the following instructions and recommendations:

- We would advise that you make an initial check to confirm that you have the correct quantity and size of fascias; you can do this by referring to the labels attached to the outer packaging.
- Ensure that you fully inspect each individual fascia prior to attaching the hinges. Claims for damage to the fascia will not be accepted after the hinges have been attached.
- Do not stack the doors on their ends on any hard surface; this can cause chipping and scratching along the edge of the fascia, especially on the handle edge of ranges with an integral handle. Prior to fitting, the fascias should be stored flat, ensuring that they are not resting on any dirt or debris that may damage or mark the finish.
- Take extreme care when stacking the fascias with hinges attached to ensure that the hinges do not mark other fascias. Do not lean the fascias against one another, or against any surface without proper protection in-between.

- You should take extreme care not to put the door down with excessive force on any edge, especially the handle edge, as this will cause crushing/ impact damage on these edges.
- If the fascias are attached to the carcass, then you should carefully remove the fascias by unclipping the hinges and storing these flat in a clean safe environment away from your working area, utilising the packing materials from the units.
- Take extreme care when unpacking the fascias and do not use sharp blades to cut away the packaging.
- Where cutting/scribing décor panels and trim, you must use a sharp quality saw blade of the appropriate grade for fine-cutting, or a suitable router. Small chips can appear along the cut-edge, and so extra care must be taken to minimise the risk of chipping. Using a blunt or inappropriate saw blade will produce a poor finish, and this will not be covered by the guarantee.
- All cut edges should be sealed against moisture ingress using a suitable water-resistant sealant/ adhesive prior to installation.
- When attaching the hinges, place the fascia face down on a soft, clean surface, ensuring that there is no grit, sawdust or other matter underneath that can damage the surface of the fascia whilst the hinges are attached. It is good practice to place a sheet of clean cardboard between the fascia and the flat surface prior to attaching the hinges.
- If the hinges are 'knock-in' type, use a rubber mallet to knock the hinges into the fascia without using excessive force.
- Once the hinges have been attached to a door, hang the door on the unit straight away to avoid damage. Do not stack the doors with the hinges touching other doors, as this can cause scratches or marks to the other fascias.
- On Painted Products - Any fine chips along the cut edge should be smoothed with a fine grade sandpaper prior to fitting.
- All trims are supplied in long lengths and need to be cut down on site, using the appropriate tools.

## GENERAL CARE

### Heat & moisture:

As with all bedroom furniture the most common problems found occur due to excessive or prolonged exposure to heat and/ or moisture.

- Spills and condensation on all surfaces should be cleaned and dried immediately; as damage caused as a result is not covered by warranty.
- Heated electrical appliances should not be placed directly or against the bedroom furniture surfaces.
- Care must be taken to prevent liquid accumulating on or adjacent to plinth and panels. These areas should be dried thoroughly after cleaning.
- Excessive heat and condensation should be correctly ventilated where bedroom units are fitted.

### Light & colour:

The colour of doors and drawer fronts may appear mismatched in colour. This apparent mismatch is sometimes the effect of differing light conditions within your bedroom, (known as metamerism). To check your doors and fascia you should place them side by side in natural daylight for comparison.

Please note that after a period of time, it is normal for the colouring of doors and accessories to mellow in colour. Timber & light lacquered surfaces have a certain tendency to "yellow with age." This is not a manufacturing fault and is due to exposure to light. The product material, finish and the intensity of exposure will affect the rate of change. Due to this, we advise that colour change is taken into consideration when replacing or fitting new doors sometime after the original bedroom has been installed, as replacements may not be an exact colour match. This also should be taken into consideration when choosing colours from your retailer's samples and swatches.

### Cleaning advice for all door types including Timber, Painted & Foil:

- Periodically clean the interior and exterior surfaces of the door using a soft, damp cloth. Wipe dry all surfaces after cleaning.
- Do not use wax-furniture polish, abrasive or aggressive cleaners, bleach, or other hypochlorite (chlorine) based cleaners, multipurpose cleaners, dilutes, acetone, alcohol, solvent, or similar products on the door, as this will damage the surface; additionally wax and polishes leave a residue build up that is difficult to remove.

- Only use a 5% soap, 95% water (liquid soap) solution, wiping with a damp (not wet) cloth, finally drying with a soft, clean cloth only.
- Do not expose the doors or panels to temperature in excess of 60°C (140°F) (Approximately the temperature of washing up water).
- Dust with a soft cloth only.
- Never use any abrasive pads or abrasive cleaners on the furniture.
- If using glass cleaner to clean your glass doors be careful not to damage the finish of the door and cabinet parts while cleaning. Do not spray glass cleaner directly on to the glass or cabinet parts as this may discolour the finish of your bedroom cabinets. Instead, spray a small amount of cleaner on to a lint free cloth or paper towel then wipe the glass.
- Ensure all splashes, spills and condensation on the fascias/panels are wiped immediately with a damp cloth; and dried immediately.
- If the surface of the product is exposed to any oil-based substance, the spillage must be wiped away immediately to help prevent staining.

### Foil finished doors – additional care advice:

Foil/Lacquer coated products are manufactured from the highest quality materials. Your doors may come with a protective film over the front. You should remove this only after they are installed as the curing process continues for around 72 hours after the film is removed. This means the doors will be liable to scratching and other marks. You should avoid cleaning the doors for at least a few days to prevent any marks appearing on the surface.

**Moisture:** Please be careful not to puncture the foil/ melamine lacquered surface. These should be kept dry to prevent moisture ingress.

**Light:** If the doors are supplied with a protective film on the face they must not be directly exposed to sunlight. Once installation is complete, carefully remove the protective film from the front of the fascia.



*Spaces Worth Sharing*



