

# **CDL-OCALA**

**Scan to follow  
along with the  
video on our  
Youtube  
channel**



**FULL PRETRIP**

**Pre- Trip begins with  
the in-cab inspection.  
Remember to always  
use 3 POINTS OF  
CONTACT**



**CLIMB IN THE  
TRUCK USING 3  
POINTS OF  
CONTACT AND  
PUT ON YOUR  
SEAT BELT**



# SAFE START THE TRUCK

TRUCK IS IN NEUTRAL

BRAKES ARE APPLIED  
VALVES PUSHED OUT



TURN THE KEY TO CYCLE THE TRUCK



shutterstock.com · 83329870

TURN TRUCK ON AND CHECK ABS  
LIGHTS (TRUCK AND TRAILER).  
DEF INDICATORS ON AND OFF



# 1. LIGHTING INDICATORS

TURN ON LIGHTS, LOW, HIGH, BOTH TURN SIGNALS, AND 4 WAY FLASHERS

# 2. SAFETY EQUIPMENT

6 FUSES INCAB, 3 REFLECTIVE TRIANGLES, FIRE EXTINGUISHER FULLY CHARGED AND SECURED

# 3. WINDSHIELD AND TRAFFIC MONITORING DEVICES

BOTH SECURELY MOUNTED, NOT CRACKED NOT BROKEN, CLEAN AND CLEAR, **WINDSHIELD** NO OBSTRUCTIONS, **MIRRORS** ADJUSTED TO THE DRIVER.



## **4. WIPERS AND WASHERS**

SECURELY MOUNTED, NOT CRACKED NOT BROKEN, THEY WORK AND SQUIRT

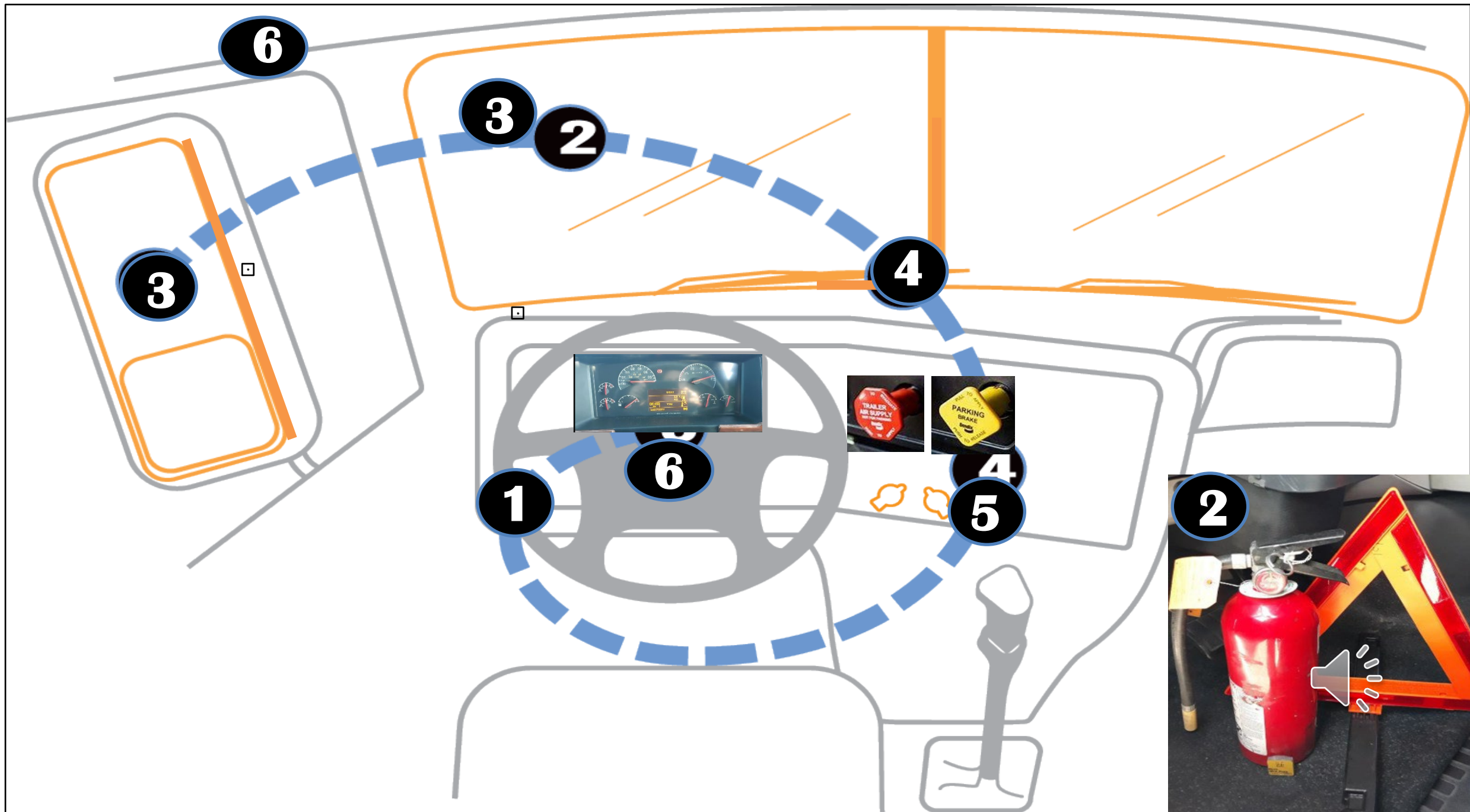
## **5. HEATER AND DEFROST**

TURN ON FOR BOTH FUNCTIONS, WAVE HAND ABOVE AND BELOW, WORKING PROPERLY

## **6. CITY HORN, AND AIR HORN**

ACTIVATE BOTH HORNS, SAY WORKING PROPERLY









Ultra Low Sulfur Diesel Fuel Only

P

S








**SAFE START YOUR VEHICLE "Governor Cut off" between 120 and 140 psi or governor cut off. Let vehicle build up air pressure and when governor kicks in, if its within range its working properly.**

# Air Leak Test



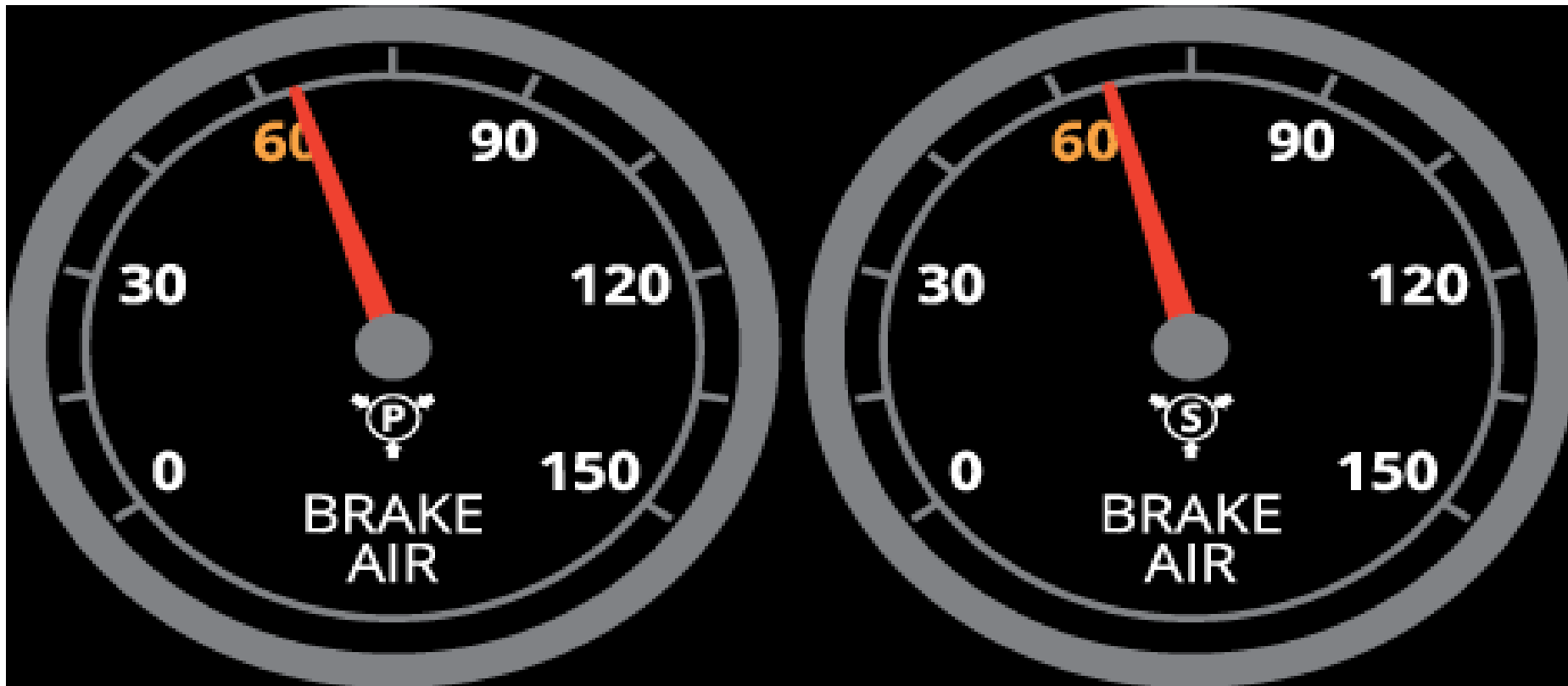
After the governor cuts off. Put truck in gear or neutral, press and hold down your foot brake, push in both valves, wait for air to stabilize. After initial loss of air, you should not lose more than 4 psi in one minute.



**MAKE SURE YOU LET THE AIR STABALIZE BEFORE YOU START THE 1 MINUTE**

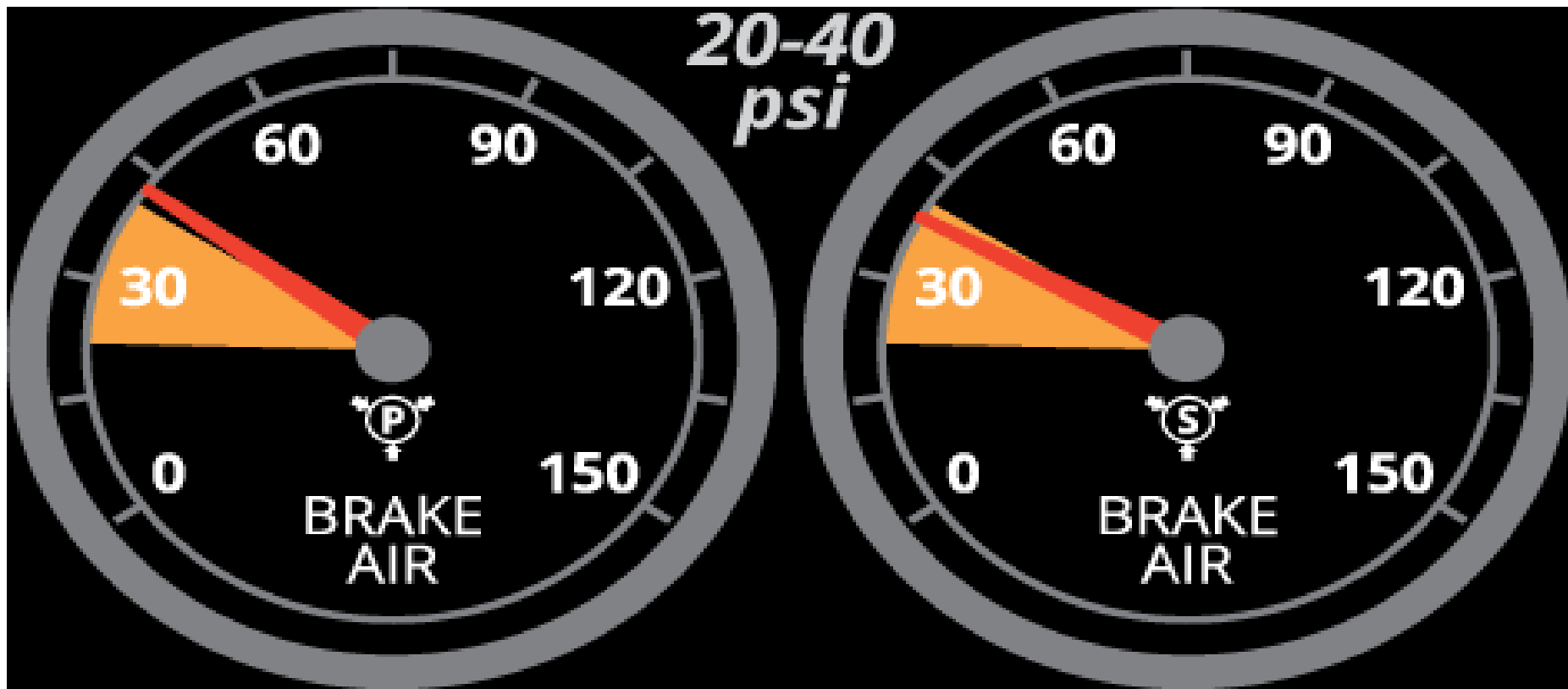
# Air Warning Device

**Without restarting the engine. I will fan my brakes until the Alarm comes on at 55 psi or above**



# Emergency Brake Test


I will continue to fan my brakes. Between 20 to 45 psi both my valves should pop out.



# Parking and Trailer Brake Check

**Safe start the vehicle and build up air pressure to at least (90psi).**

**During the buildup you can finish the in-cab items**





# Parking and Trailer Brake Check

## Tugging on Tractor Brake

Release the trailer brakes “push in the red button.”

Apply tractor brakes “pull out the yellow button.”

Put the tuck in 1st gear.

Lift your foot off the clutch slowly until it engages.

The tractor did not move the tractor brakes are working properly.



# Parking and Trailer Brake Check

## Tugging on Trailer Brake

Apply the trailer brake “pull out the red button.”  
Release tractor brakes “push in the yellow button.”

Put the truck in 1st gear.  
Lift your foot off the clutch slowly until it engages.

The trailer did not move the trailer brakes are working properly.

I have no play in my fifth wheel connection.



# Parking and Trailer Brake Check

## Service brakes Check

Make sure that both Valves are pushed in  
“push in the red and yellow button.”

Put the truck in gear and you must drive  
forward and reach 5mph and apply service  
brakes coming to a smooth stop

.

The wheel did not pull left or right.

My brakes are working properly





**Lenses**

**Lentes**



**TRUCK IS SITTING LEVEL  
FRONT, BACK, SIDE TO SIDE**



# ALL MY LENSES ARE?

- SECURELY MOUNTED
- NOT CRACKED NOT BROKEN
- PROPER COLOR
- NOT MISSING
- CLEAN AND CLEAR





# Coolant and Power steering reservoirs



**Depósitos de refrigerante y de dirección asistida**



# FLUID LEVELS

## COOLANT AND POWER STEERING RESERVOIR

- SECURELY MOUNTED
- NOT CRACKED NOT BROKEN
- CAPS TIGHT, HOSES NOT LEAKING
- PROPER LEVEL BETWEEN ADD AND FULL



# Dip Stick



**Varilla graduada**



# FLUID LEVELS

## OIL DIP STICK

- SECURELY MOUNTED
- PULL OUT
- CLEAN
- PUT IN AGAIN
- PULL OUT AND CHECK FOR PROPER LEVEL (BETWEEN ADD AND FULL)



# Engine and Transmission

**Detroit Diesel DD13 DD15 DD16  
EPA07 / 10 / GHG14 Platform  
Engine Service Manual PDF CD !!**



## Motor y transmisión





# Hose, Air and Fluids



**Fluid**

**Mangueras de aire y Liquido**



**Air**

# FLUID AND AIR LEAKS

## MY ENGINE AND TRANSMISSING ARE?


- SECURELY MOUNTED
- NOT CRACKED NOT BROKEN
- I DON'T SEE LEAKS OF FLUIDS
- I DON'T HEAR ANY AIR LEAKS





**Steering gear box**

**Caja de dirección**



**Hoses and fittings**

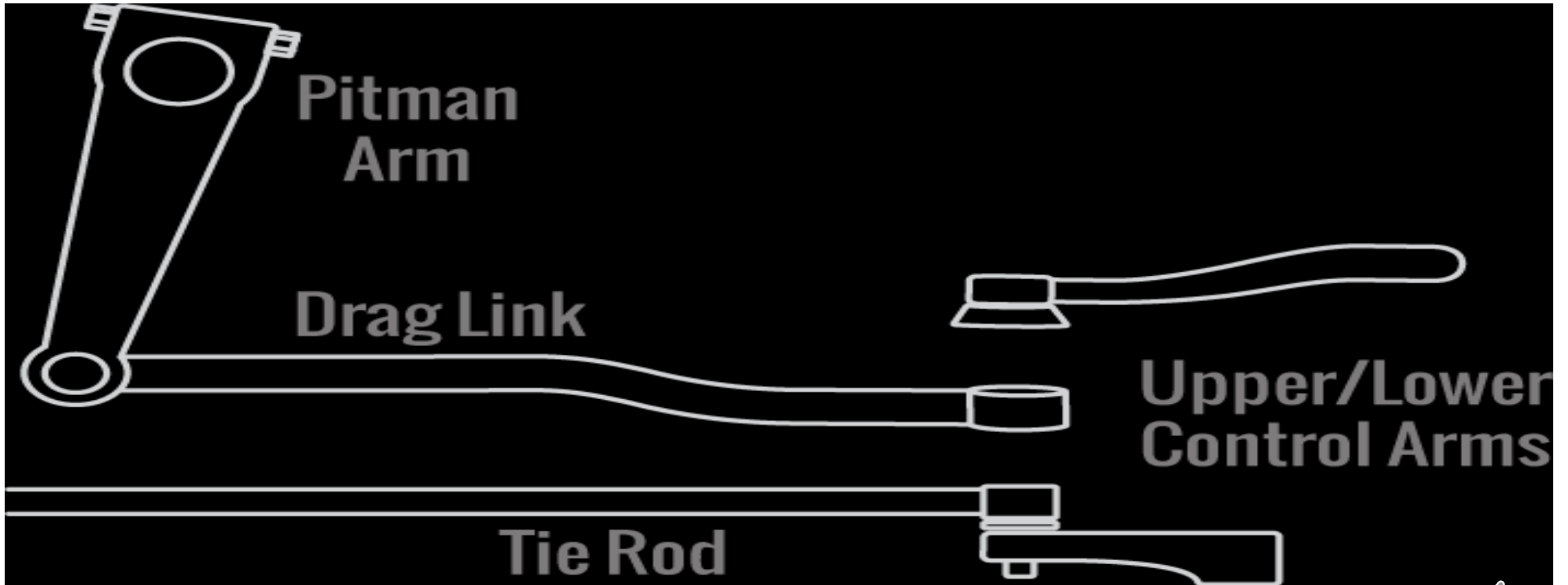
# STEERING SYSTEM (2 PC)

## MY STEERING GEAR BOX PART 1

- SECURELY MOUNTED
- NOT CRACKED NOT BROKEN
- NO LEAKS
- HOSES FROM GEAR BOX TO RESERVOIR SECURELY MOUNTED NO CUTS NO TARES NO LEAKS.



## 5 pc Steering linkage



5 piezas de varillaje de dirección



# STEERING SYSTEM (2 PC)

## MY STEERING GEAR LINKAGE PART 2

- ARMS AND RODS
- SECURELY MOUNTED
- NOT CRACKED NOT BROKEN
- JOINTS NOT LOOSE OR WORN
- CASTLE NUTS AND PINS IN PLACE (NO MISSING HARDWARE)





# TIRE

# GOMA

INSIDE, OUTSIDE, AND TOP OF TIRE

SECURELY MOUNTED

NO CUTS, NO TARES, NO LEAKS, NO EXPOSED WIRE

TREAD DEPTH 4/32 OR MORE, CHECK WITH TREAD DEPTH  
GUAGE

PROPER INFLATION, CHECK WITH PRESSURE GUAGE



# TIRE

- **INSIDE, OUTSIDE, AND TOP OF TIRE**
- **SECURELY MOUNTED**
- **NO CUTS, NO TARES, NO LEAKS, NO EXPOSED WIRE**
- **TREAD DEPTH 4/32 OR MORE, CHECK WITH TREAD DEPTH GUAGE**
- **PROPER INFLATION, CHECK WITH AIR PRESSURE GUAGE**



**Rim**



**Llanta**



# Distortion of Bolt Holes

**Distorsión de los  
agujeros de los pernos**




# RIM

- **INSIDE AND OUTSIDE**
- **SECURELY MOUNTED**
- **NOT CRACKED NOT BROKEN**
- **NO ILLEGAL WELDS**
- **NO DISTORTED BOLT HOLES**



**Valve Stem**



**Vástago de válvula**






# VALVE STEM

- SECURELY MOUNTED
- NOT CRACKED NOT BROKEN
- NO LEAKS
- CAP TIGHT AND PRESENT



**Lug nuts and Studs**

**Tuercas y pernos de rueda**



# LUG NUTS AND STUDS

- SECURELY MOUNTED
- NOT CRACKED NOT BROKEN
- NO MISSING HARDWARE
- NO SHINNY THREADS
- NO RUST TRAILS



Spring Mount

Montaje de resorte

Shock Absorber

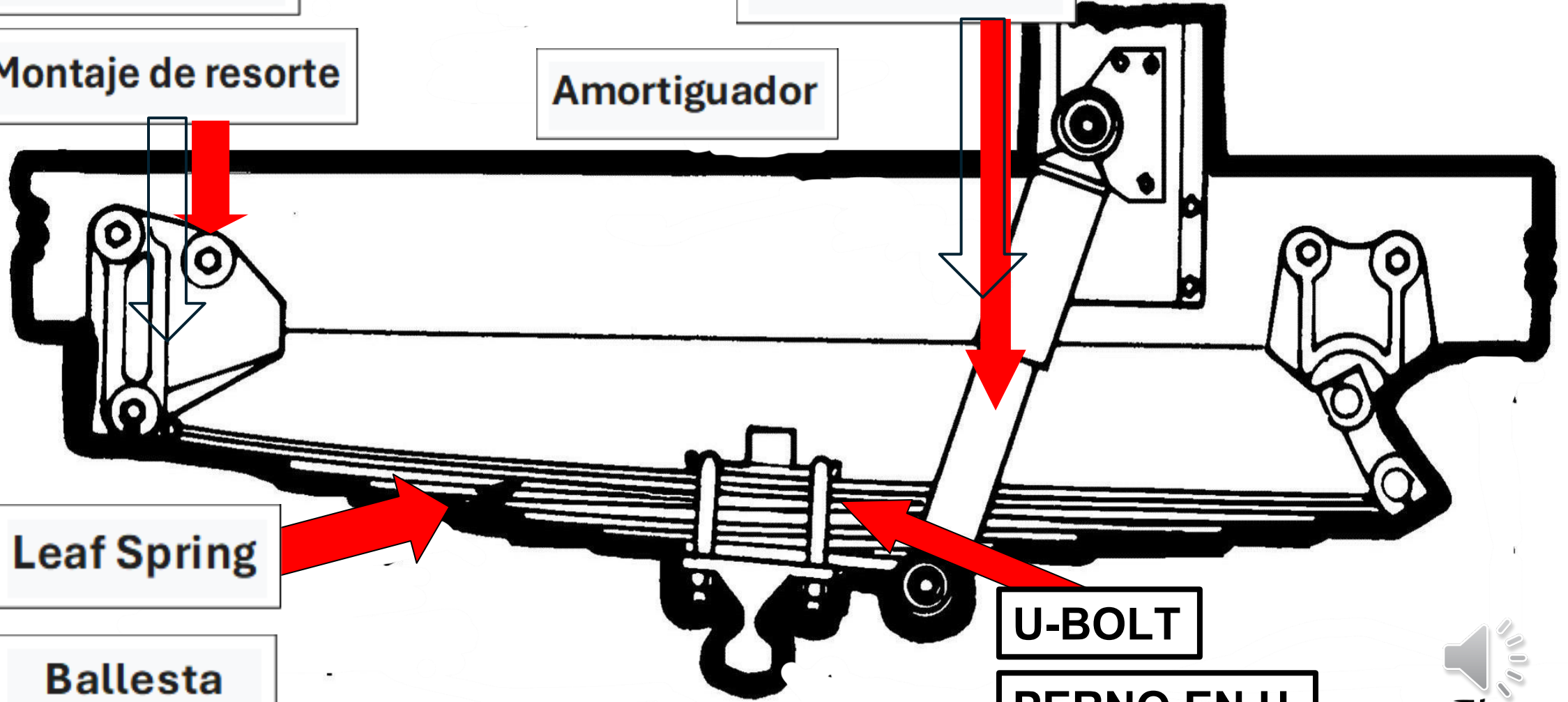
Amortiguador

Leaf Spring

Ballesta

U-BOLT

PERNO EN U



# SUSPENSION SYSTEM

SPRING MOUNTS F/B, LEAF SPRING, U BOLT, AND SHOCK ABSORBER


- ALL SECURELY MOUNTED
- ALL NOT CRACKED NOT BROKEN
- ALL NO MISSING HARDWARE

**LEAF SPRING AND U BOLT** NOT SHIFTED OR MISSING HARDWARE

**SHOCK ABSORBER** NOT LEAKING



**Front air bags**



**Bolsa de aire delantera**






# **AIR BAGS (IF EQUIPPED)**

- **SECURELY MOUNTED**
- **NO CUTS, NO TARES, NO LEAKS**
- **NO MISSING HARDWARE**



# Brake Lines and Hoses

Línea de freno y mangueras



# **BRAKE LINES AND HOSES**

- **SECURELY MOUNTED**
- **NO CUTS, NO TARES, NO LEAKS**
- **FITTINGS TIGHT AND PRESENT**
- **SUPPLY AIR TO MY BRAKE SYSTEM**



**Brake Drum**



**Tambor del freno**



# Brake Linnings (pads) (shoes)



**Pastillas de freno**



# **BRAKE DRUM AND SHOES**

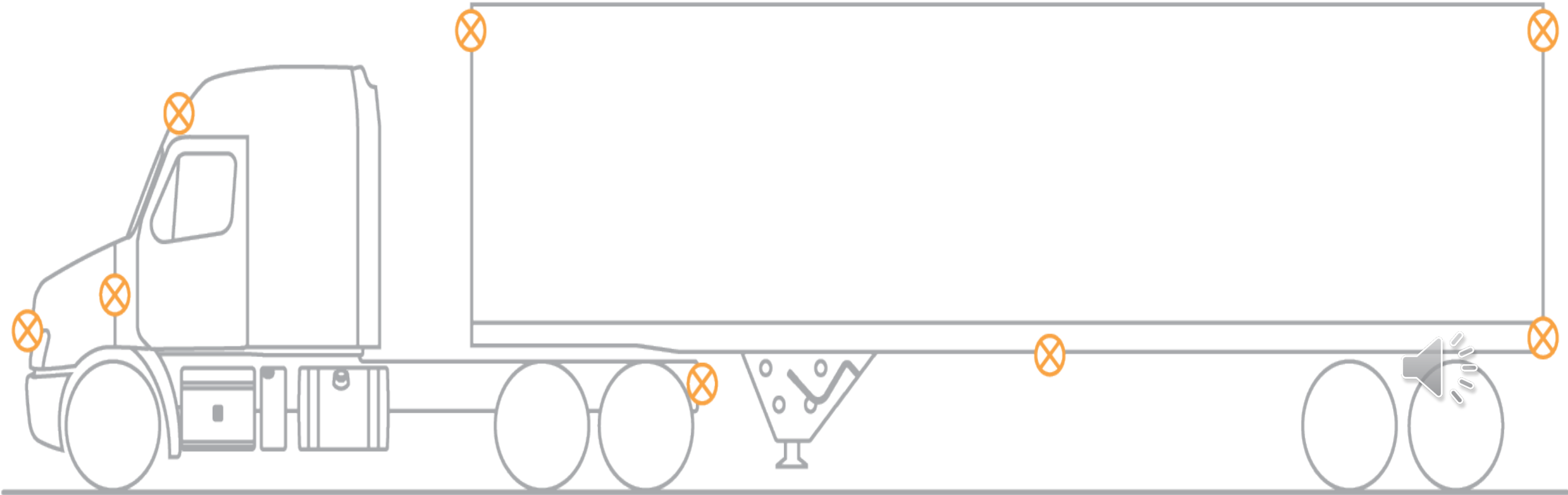
- **SECURELY MOUNTED**
- **NOT CRACKED NOT BROKEN**
- **NO CONTAMINATION**
- **FLUID, OIL, AND GREASE**





**Lenses and reflectors**

**Lentes y reflectores**



# **ALL MY LENSES AND REFLECTORS**

## **SIDE OF VEHICLE**

- **SECURELY MOUNTED**
- **NOT CRACKED NOT BROKEN**
- **PROPER COLOR**
- **NOT MISSING**
- **CLEAN AND CLEAR**



# Traffic Devices (Mirrors)

**Espejos**




# MY MIRROR AND BRACKET

- SECURELY MOUNTED
- NOT CRACKED NOT BROKEN
- NO MISSING HARDWARE
- CLEAN AND CLEAR



# Fuel and DEF Tank



Combustible y DEF



# FUEL AND DEF TANK


- BOTH SECURELY MOUNTED
- NOT CRACKED NOT BROKEN
- NO LEAKING FROM HOSES AND TANKS
- CAPS TIGHT, CHAIN PRESENT






**Battery Box**

**Caja de bateria**



- **CABLES AND CONNECTIONS, PRESENT AND TIGHT, NO CORROSION**
- **BATTERIES NOT LEAKING**



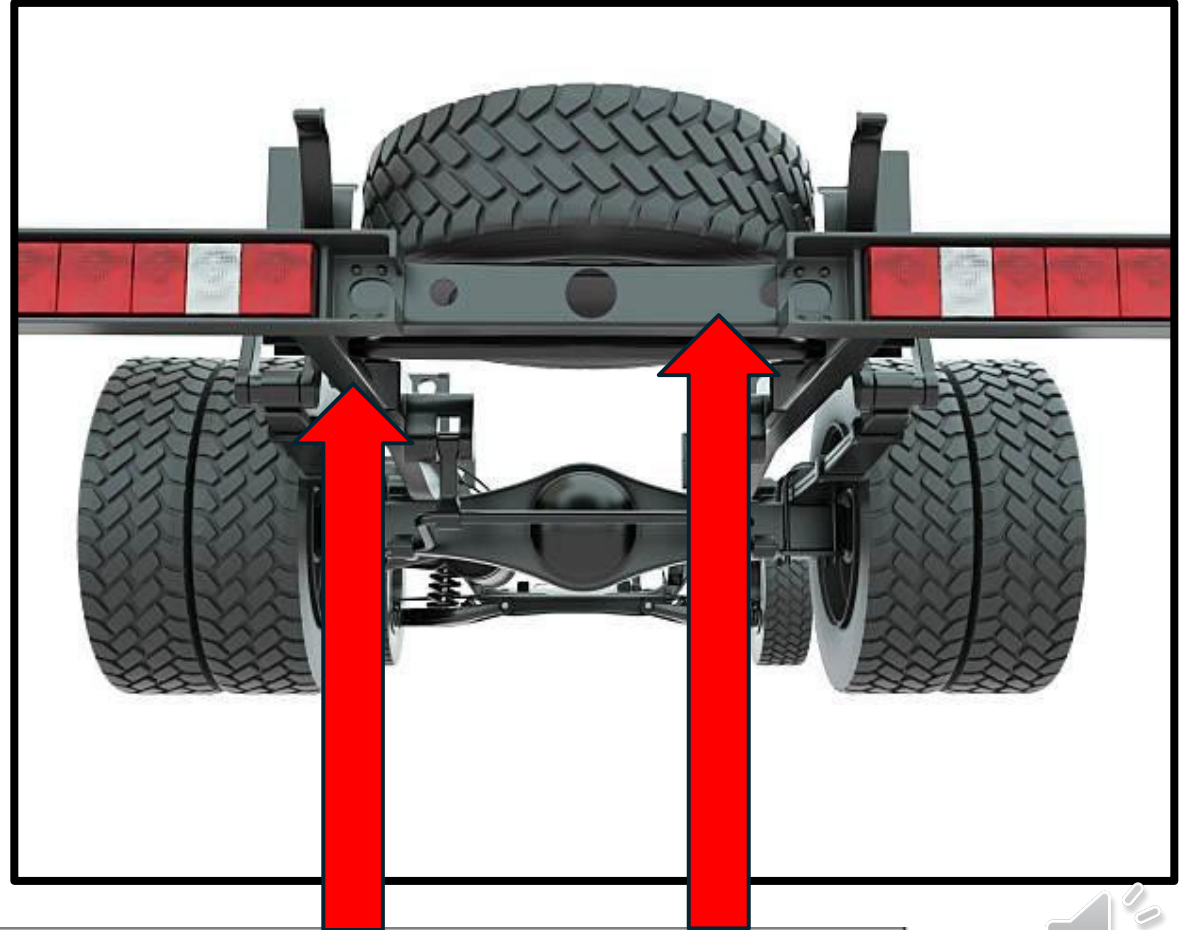

# BATTERY BOX

- SECURELY MOUNTED
- NOT CRACKED NOT BROKEN
- OPEN AND CLOSES
- CABLES AND CONNECTIONS, PRESENT AND TIGHT, NO CORROSION
- BATTERIES NOT LEAKING





# Frame and crossmembers



**Chasis y travesaño**



# Frame and crossmembers



**Chasis y travesaño**



# FRAME(S) TRUCK & TRAILER

## FRAMES AND CROSSMEMBERS


- SECURELY MOUNTED
- NOT CRACKED NOT BROKEN
- NO MISSING HARDWARE
- NO MISSING CROSSMEMBERS
- NO HOLES IN TRAILER FLOOR AND NO BOKEN WELDS





# Hoses and Connections

## Mangueras y conexiones




# AIR AND ELECTRIC LINES

## TRUCK AND TRAILER

- SECURELY MOUNTED
- NO CUTS, NO TARES, NO LEAKS
- NO ILLEGAL TAPE
- NOT TANGLED
- PROPER CLEARANCE FROM FRAME AND GROUND



# Fifth Wheel Skid Plate



Placa protectora de quinta rueda



# **FIFTH WHEEL SKID PLATE**

- **SECURELY MOUNTED TO PLATFORM**
- **NOT CRACKED NOT BROKEN**
- **NO MISSING HARDWARE**
- **PROPERLY GREASED AND NOT WORN**
- **RELEASE ARM AND SAFETY LATCH IN LOCKED POSITION**



# Kingpin and Apron



**Pivote central y delantal**



# **KINGPIN AND APRON**

- **SECURELY MOUNTED**
- **NOT CRACKED NOT BROKEN**
- **PROPERLY GREASED AND NOT WORN**
- **NO SPACE BETWEEN THE APRON AND THE SKID PLATE**





# LOCKING JAW




# LOCKING AND SAFETY DEVICES

- SECURELY MOUNTED
- NOT CRACKED NOT BROKEN
- LOCKING JAW IS AROUND THE KING PIN (CHECKED WITH THE TUG TEST)
- RELEASE ARM IN THE LOCKED POSITION



# Landing Gear



Tren de aterrizaje



# Landing Gear



**Tren de aterrizaje**



# LANDING GEAR AND CLEARANCE

## LANDING GEAR SUPPORT FRAME, CRANK HANDLE, AND FEET


- ALL SECURELY MOUNTED
- ALL NOT CRACKED NOT BROKEN
- NO MISSING HARDWARE
- CRANK HANDLE LOCKED POSITION AND FEET ALL THE WAY UP
- PROPER CLEARANCE FROM TRUCK AND LANDING GEAR





**Reflective Tape**

**Cinta reflectiva**



**Lenses and reflectors**



# LENSES AND REFLECTORS REAR

- SECURELY MOUNTED
- NOT CRACKED NOT BROKEN
- PROPER COLOR
- NOT MISSING
- CLEAN AND CLEAR

## DOT REFLECTIVE TAPE

- PRESENT AND AFFIXED TO TRAILER

