



Village of New Minas
Commission Meeting
July 8, 2024 @ 7:00 PM
Commission Room, LMCC
New Minas, Nova Scotia
AGENDA

1. Call to Order
2. Oaths of Office for 2024 Election
3. Election of Village Commission Chair and Vice-Chair
4. Approval of the Agenda
5. Disclosure of Conflict of Interest
6. Approval of Minutes:
 - a. June 10, 2024 Village Commission Meeting
7. Business Arising from Minutes:
 - a. June 10, 2024 Village Commission Meeting
8. Comments from the Chair
9. Public Input Specific to Agenda Topics
10. Committee Reports:
 - a. Beautification Committee — No meeting since last report
 - b. Finance & Audit Committee — No meeting since last report
 - c. Joint Accessibility Advisory Committee — Draft minutes included in package
 - d. New Minas Water Commission — No meeting since last report
 - e. Regional Sewer Committee — No meeting since last report
11. Staff Reports:
 - a. Clerk Treasurer/CAO — Report included in package
 - b. Manager of Municipal Operations — Report included in package
 - c. Manager of Finance — Report included in package
12. New Business:
 - a. Accessibility Presentation — Katie MacArthur
 - b. Proposed Change to New Minas Growth Centre Boundary
 - c. Water Commission Appointments
 - d. Finance & Audit Committee Appointments
 - e. JAAC Appointment
 - f. Village Tax Collection
13. Correspondence — none
14. Other Business
15. General Public Input
16. Adjournment



Oath of Office

I, Dave Chaulk, swear and solemnly affirm that I will be faithful and bear true allegiance to His Majesty King Charles III, his heirs and successors, according to law;

That I am duly qualified as required by law for the office of Commissioner of the Village of New Minas;

That I will truly, faithfully, and impartially execute the duties of the office to which I have been elected to the best of my knowledge and ability;

And that I have not received and will not receive any payment or reward or promise thereof for the exercise of any partiality or other undue execution of the duties of my office.

Signature

Sworn (or affirmed) at New Minas
in the County of Kings
this 8th day of July, 2024, before me

Tim Bouter
Commissioner of Oaths



Oath of Office

I, Quentin Hill, swear and solemnly affirm that I will be faithful and bear true allegiance to His Majesty King Charles III, his heirs and successors, according to law;

That I am duly qualified as required by law for the office of Commissioner of the Village of New Minas;

That I will truly, faithfully, and impartially execute the duties of the office to which I have been elected to the best of my knowledge and ability;

And that I have not received and will not receive any payment or reward or promise thereof for the exercise of any partiality or other undue execution of the duties of my office.

Signature

Sworn (or affirmed) at New Minas
in the County of Kings
this 8th day of July, 2024, before me

Tim Bouter
Commissioner of Oaths



Village of New Minas
Commission Meeting
July 8, 2024 @ 7:00 PM
Commission Room, LMCC
New Minas, Nova Scotia
AGENDA

6. Approval of Minutes



Village of New Minas
Commission Meeting
June 10, 2024 @ 7:00 PM
Commission Room, LMCC
New Minas, Nova Scotia
DRAFT MINUTES

Commissioners Present:

- Dave Chaulk, Chair
- James Redmond, Vice Chair
- Mary Munroe
- Quentin Hill
- Debra Windle-Smith

Commissioners Absent:

- None

Staff Present:

- Tim Bouter, Clerk Treasurer/CAO

Others Present:

- Rick Jacques, Annapolis Valley Trail Coalition
- Noreen Miller, Annapolis Valley Trail Coalition
- Christina Sappington
- Tim Warmington
- Maynard Stevens
- Ashley Brooker, County of Kings
- Donna Randell (via Zoom)

1. Call to Order:

Dave Chaulk called the meeting to order at 7:02pm, welcoming those in attendance.

2. Approval of the Agenda:

Motion:

THAT the Agenda for the June 10, 2024 Commission Meeting be approved as circulated.

M/James Redmond
S/Quentin Hill
Motion Carried

3. Disclosure of Conflict of Interest:

No conflicts of interest were declared.

4. Approval of Minutes:

- a. May 13, 2024 Village Commission Meeting

Motion:

THAT the Minutes for the May 13, 2024 Village Commission Meeting be approved as circulated.

**M/James Redmond
S/Debra Windle-Smith
Motion Carried**

5. Business Arising from Minutes:

- a. May 13, 2024 Village Commission Meeting

There was no business arising from the May 13, 2024 minutes.

6. Comments from the Chair:

There were no comments from the Chair.

7. Public Input Specific to Agenda Topics:

There was no public input.

8. Committee Reports:

- a. Beautification Committee

Mary Munroe provided a verbal summary of the written report and draft minutes included in the June 10, 2024 Commission agenda package.

Motion:

THAT the written report and draft minutes for the Beautification Committee be received as included in the June 10, 2024 Commission agenda package and as verbally summarized by Mary Munroe.

**M/Mary Munroe
S/James Redmond
Motion Carried**

- b. Finance & Audit Committee

Dave Chaulk provided a verbal summary of the draft minutes included in the June 10, 2024 Commission agenda package.

Motion:

THAT the draft minutes for the Finance & Audit Committee be received as included in the June 10, 2024 Commission agenda package and as verbally summarized by Dave Chaulk.

M/Quentin Hill
S/Debra Windle-Smith
Motion Carried

d. New Minas Water Commission

James Redmond provided a verbal summary of the draft minutes included in the June 10, 2024 Commission agenda package.

Motion:

THAT the draft minutes for the New Minas Water Commission be received as included in the June 10, 2024 Commission agenda package and as verbally summarized by James Redmond.

M/James Redmond
S/Quentin Hill
Motion Carried

9. Staff Reports:

The Clerk Treasurer/CAO provided a verbal summary of the following written reports included in the June 10, 2024 Commission agenda package:

- a. Clerk Treasurer/CAO — Report included in package
- b. Manager of Municipal Operations — Report included in package
- c. Manager of Finance — Report included in package
- d. Director of Recreation & Community Development — Report included in package
- e. Active Living Coordinator — Report included in package

Motion:

THAT the Staff Reports be received as included in the June 10, 2024 Commission agenda package and as verbally summarized by the Clerk Treasurer/CAO.

M/James Redmond
S/Debra Windle-Smith
Motion Carried

10. New Business:

a. Douglas Street Trail Update

Rick Jacques provided a presentation on the Douglas Street Trail concept plan (included in Appendix A). The work to date includes a site assessment, property line confirmation,

preliminary trail routing and standard details. The next steps will be to finalize the lease with the County of Kings, and obtain permission for the proposed use.

b. Approval of Draft Financial Statements for Year Ending March 31, 2024

The updated draft Financial Statements included in the June 10, 2024 Commission agenda package were formally approved by the Commission.

Motion:

THAT the draft Financial Statements for Year Ending March 31, 2024 be formally approved as included in the June 10, 2024 Commission agenda package.

M/James Redmond
S/Debra Windle-Smith
Motion Carried

c. Non-Union Salary Administration Policy & Commission and Committee Remuneration Policy

The Clerk Treasurer/CAO presented a new draft of the Non-Union Salary Administration Policy, included in the June 10, 2024 Commission agenda package. The revisions address the concerns brought up at the last meeting, while remaining consistent with the common practise of municipal units in this area and the Village's own historical precedent of using CPI as a base measure. One of the main goals of the policy is to retain skilled/experienced staff and avoid the cost and service level reduction that many employers are facing with constant rehiring and training. At the same time, the revisions will allow the Village to achieve the goals mentioned in the purpose statement by better balancing a competitive environment with fiscal responsibility.

The changes (indicated in red font in the draft policy) are summarized as follows:

- The Commission remuneration has now been separated into its own policy that also formalizes the Village's new Committee honoraria.
- The annual increases are now more clearly broken into two components (CPI and Performance) with an accompanying chart. The Clerk Treasurer/CAO will be responsible to create/update job descriptions and establish a corporate performance evaluation template as part of this process.
- The CPI calculation has been changed to a rolling average to smooth out the peaks that we experienced recently during high inflation. Since staff have already benefitted from two years of high CPI increases in 2022 and 2023, those years have not been factored into the rolling average. It will take a few years to get to the desired four-year rolling average. The calculation period has been changed from February to January, to align better with our budget deliberation process.
- The movement of the scales is now capped at 5% per year.
- The rolling average CPI increase is also now capped at 5% per year, with a provision for carry over.

Motion #1:

THAT the Non-Union Salary Administration Policy be approved as included in the June 10, 2024 Commission agenda package.

M/Quentin Hill

S/James Redmond

Motion Carried

Motion #2:

THAT the Commission and Committee Remuneration Policy be approved as included in the June 10, 2024 Commission agenda package.

M/James Redmond

S/Debra Windle-Smith

Motion Carried

d. Provincial Capital Assistance Program (PCAP) Funding Opportunity

The Clerk Treasurer provided an update on the current PCAP funding opportunity. The Village received correspondence on May 1st informing municipalities that they can now apply for various provincial funding programs administered by the Department of Municipal Affairs and Housing, including the PCAP program. Applications are due on June 13th, and must include a resolution of council supporting the submission of the project for funding consideration under PCAP.

SNC Lavalin (now Atkins Realis) prepared a Utility System Assessment for the Village in 2020 as part of the New Minas SPS project. This report identified nine areas of sewer pipe that were modeled to be over 90% capacity. The initial model was calibrated using actual flows obtained through a field monitoring program in the fall of 2023 (Phase 2). This study confirmed that six of the sections are over capacity, and provided recommendations for replacement. The next phases of the project will be an options analysis followed by detailed design. The 2024/24 Capital Budget includes this design project with the assumption that 50% will be funded through PCAP.

Motion:

THAT the Village Commission instruct staff to submit an application for PCAP funding for the Collection System Line Replacements project.

M/James Redmond

S/Mary Munroe

Motion Carried

11. Correspondence:

There was no correspondence.

12. Other Business:

a. Accessibility Guidelines

Katie MacArthur, the Accessibility Coordinator with the County of Kings, has been invited for a presentation about accessibility guidelines at the July 8 Commission meeting. The Clerk Treasurer/CAO asked Commissioners to email their specific topics/questions related to accessibility by the end of the week. The correspondence will be compiled and sent to Katie to allow for a relevant and productive discussion.

b. Community Neighbourhood Signs

Quentin Hill mentioned that many subdivisions have community signs that were originally installed by the developers, which have been deteriorating over time. Although these do not fall directly under the jurisdiction of the Village, there would be direct and indirect benefits to remediating them. The Commission asked the Clerk Treasurer/CAO to bring back options/recommendations at a future meeting related to this initiative.

13. General Public Input:

Comments from the public were as follows:

Donna Randell:

- Great meeting!

Maynard Stevens:

- Douglas Street Trail is a great idea.
- The slogans on the new banners complement New Minas' long standing moto of being a "good" place to live, emphasizing the "great" aspects that our Community offers.

14. Adjournment:

There being no further business, Dave Chaulk called for a motion to adjourn at 8:27pm.

Motion:

THAT the meeting be adjourned.

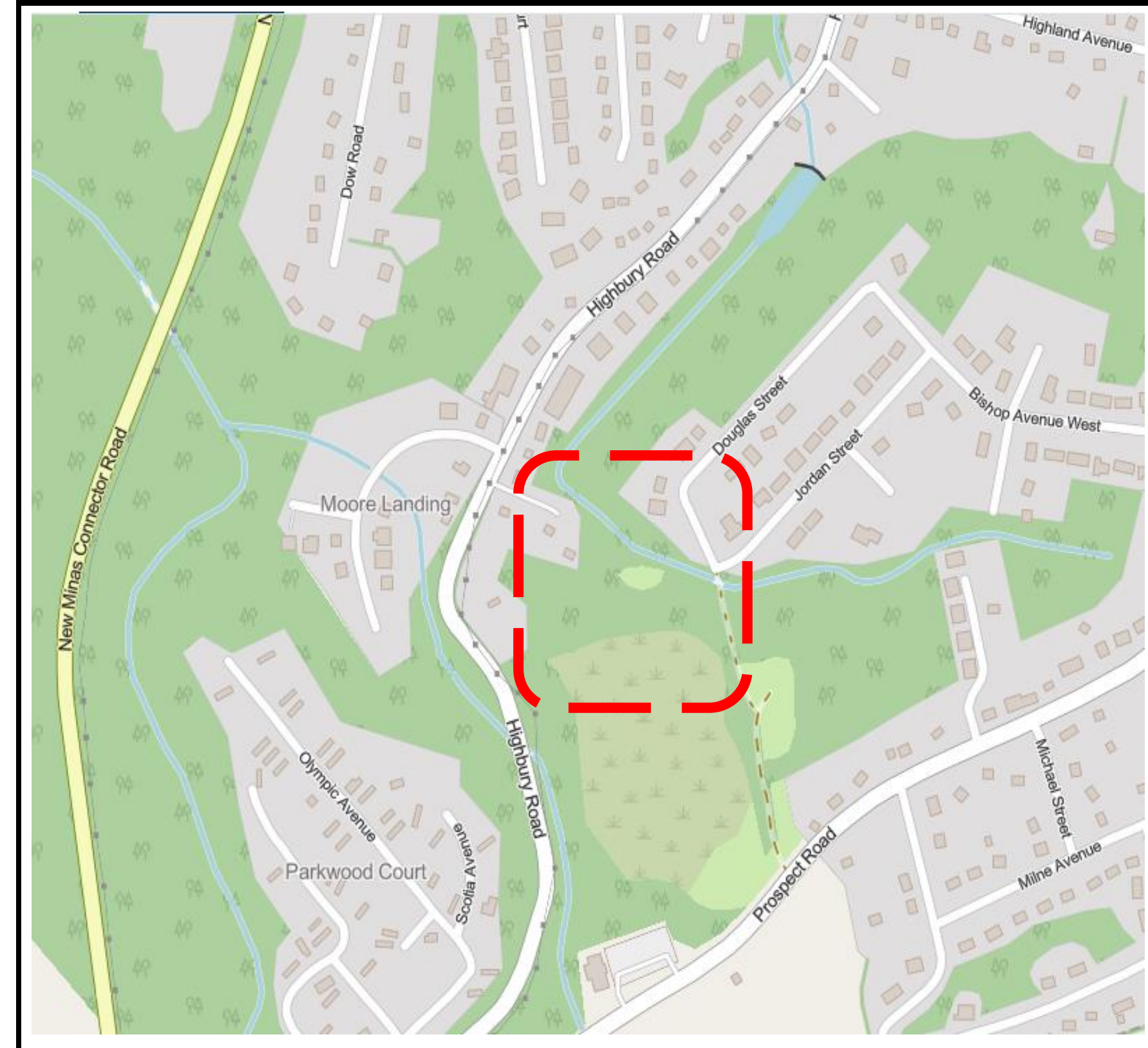
M/James Redmond

S/Quentin Hill

Motion Carried

Appendix A — Douglas Street Trail Concept Plan

DRAFT



New Minas




DOUGLAS STREET TRAIL IMPROVEMENTS PROJECT# VONM -2409 VILLAGE OF NEW MINAS

REVIEWED BY:

Rick Jacques
AVTC TRAIL COORDINATOR

May 6, 2022
DATE



PROJECT SITE

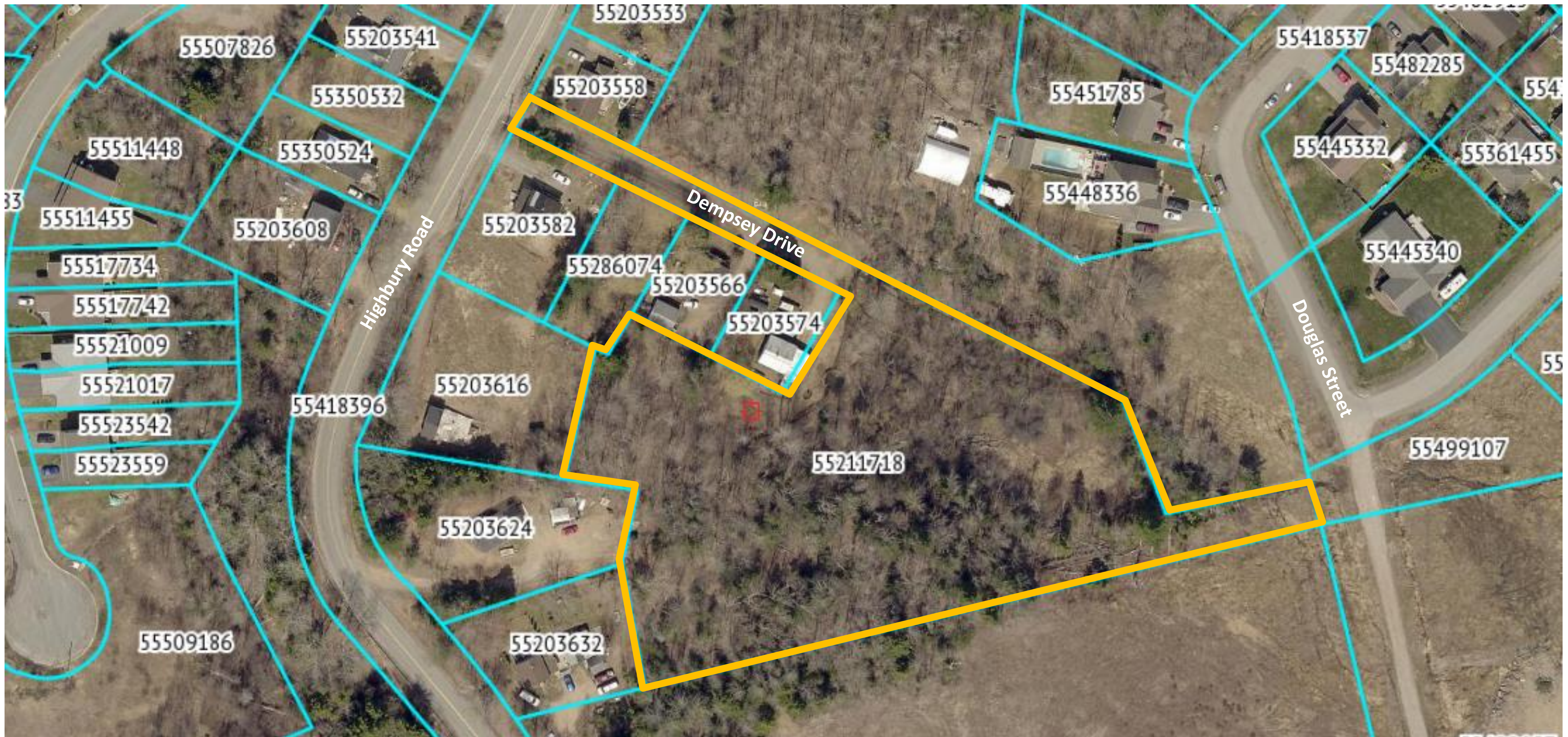
REVISIONS:	No.	DATE	INITIALS
	141-5	May 23, 2024	RJ

DESIGN:	Rick Jacques	May 23, 2024
DRAWN:	Rick Jacques	May 23, 2024
CHECKED:		

PROJECT NAME	DOUGLAS STREET TRAIL	
SECTION	900-GENERAL	TYPICAL ID TTL


REVISION DATE	XX/XX/XX
NO SCALE	

DRAWING NO.	STD_900-01
SHEET	1 OF 24



General Notes:

Plans show existing conditions as of May 23rd, 2024. Minimal tree removal is contemplated. No overhead utilities are involved, one abandoned waterline from Douglas to Dempsey was located. The parcel has a small number of previous disturbances, including previously cleared areas and roads or paths. Access to Dempsey is confirmed, access to Douglas would need to be garnered. The trail location is generally flat with poor to medium drainage and minor wet areas.

Annapolis Valley Trails Coalition

STANDARD TRAIL PLAN

PROJECT NAME AND LOCATION
DOUGLAS STREET TRAIL
TRAIL PROJECT # VONM-2409

DRAWING NAME **VICINITY MAP**
 SECTION 900 - GENERAL TYPICAL ID VCM

REVISION DATE **05/23/24**
 NOT TO SCALE

DRAWING NO. **STD_900-02**
 SHEET **2** OF **24**



Annapolis Valley Trails Coalition
New Minas
 A good place to live
STANDARD TRAIL PLAN

PROJECT NAME AND LOCATION
DOUGLAS STREET TRAIL
 TRAIL PROJECT # VONM-2409

DRAWING NAME
PROPERTY LINE CONFIRMATION
 SECTION
 900 - GENERAL
 TYPICAL ID
 PLC

REVISION DATE
05/23/24
 NOT TO SCALE

DRAWING NO.
STD_900-03
 SHEET
 3 OF 24



Property line confirmation was conducted on May 13, 2024, by AVTC personnel



Survey pins confirmed and marked In areas adjacent to the trail alignment



Survey pin confirmed, PID # 55445357 corner



Survey pin confirmed, PID # 55445357 corner



Survey pin confirmed, PID # 55286066 side line



Survey pin confirmed, PID # 55203574 corner





Survey pin confirmed,
PID # 55203574 corner



Fence remnants located south
property line PID # 55286066



Fence remnants located south
property line PID # 55286066



Fence remnants located south
property line PID # 55286066



Fence remnants located south
property line PID # 55286066



Fence remnants located south
property line PID # 55286066



**3.09 Acre Parcel PID # 55211718
Conveyed to the County of Kings by
Way of Warranty Deed Dated August
13, 1988 Recorded at Book 750 Page 26,
Shown on Survey Plan P-7422 by Hiltz
and Seamone**

**Dempsey 30 foot Wide
Right of Way for Access**

**Abandoned
Road**

**Rerouted
Brook**

**No Current
Access**

**Previously
Contended
Property Line**

**Trees Previously
Fallen**

Recent Infill

**Survey
Markers
Buried**

Remnants Of Old Wire Fence



Infill south property line



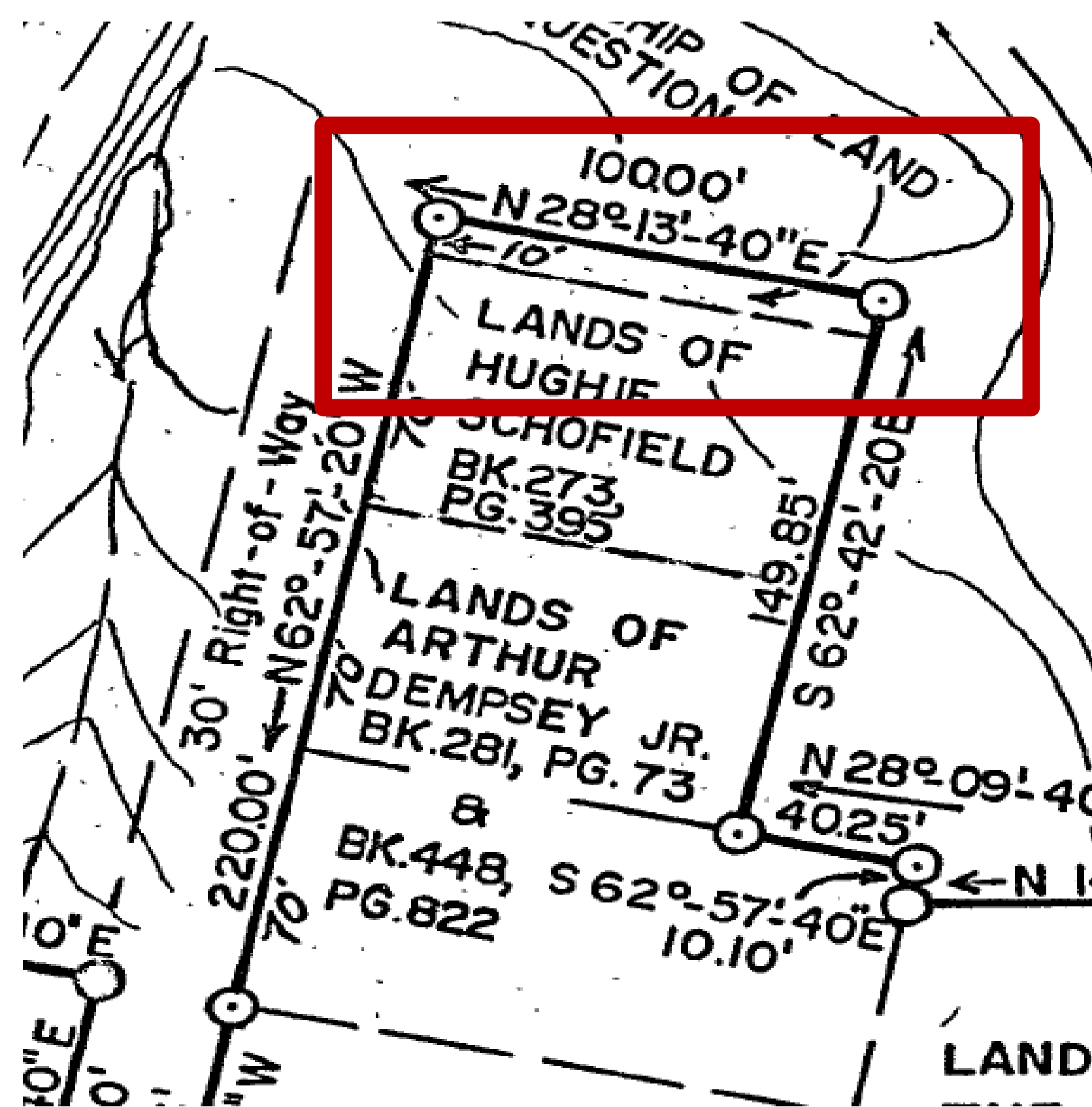
Marker end of Douglas Street



Previously cut trees South side line



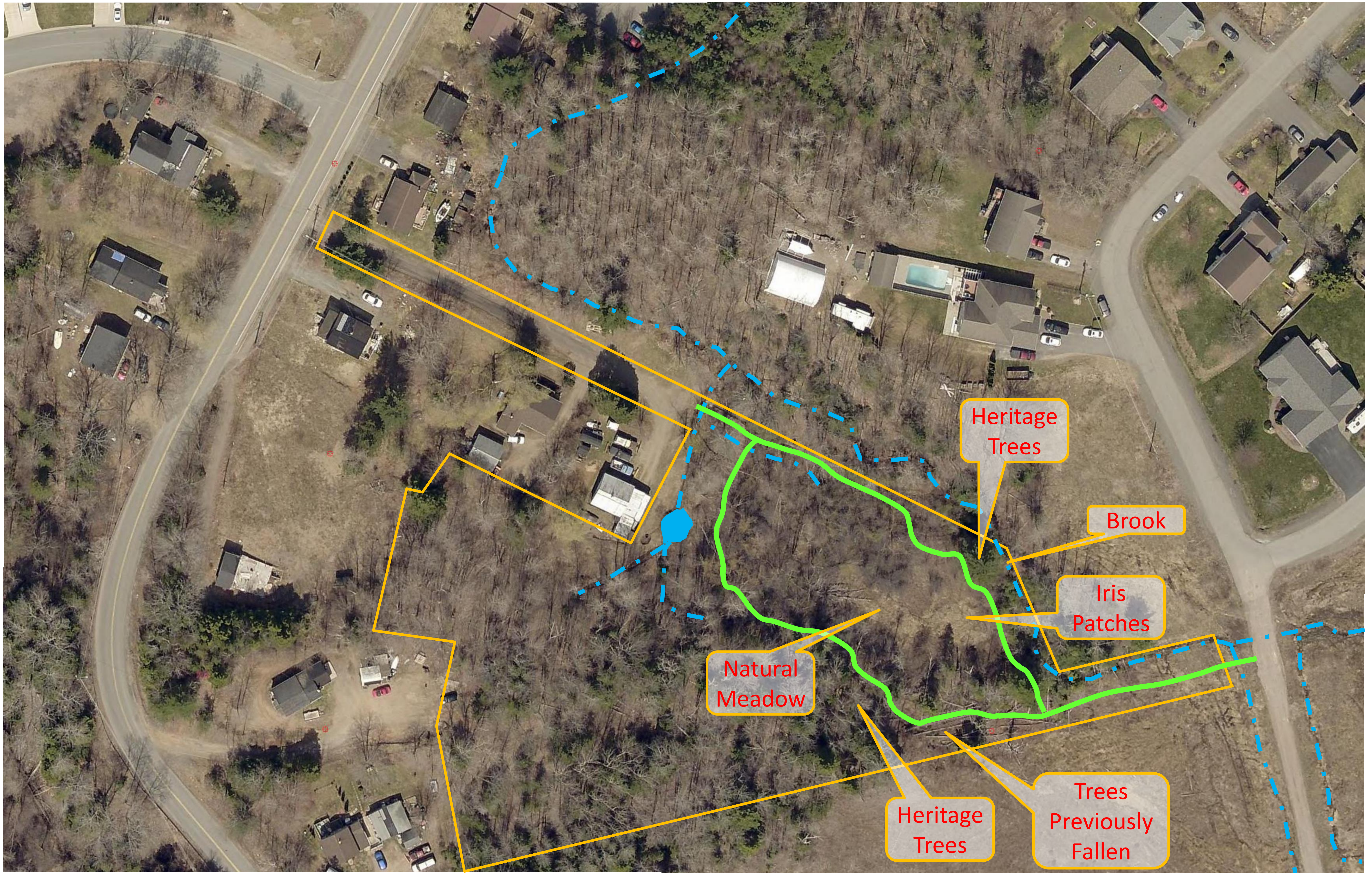
Dempsey Drive Right of Way



Survey plan anomaly



Old road east side line





Heritage trees, hemlock and pine



Existing brook



Previously cut hemlock and poplar to 24-inch diameter



Iris located in meadow



Meadow



Typical trail location conditions



Male and female deer tracks observed



Wild iris observed



Raccoon tracks observed




Great Horned Owl observed in snag on south side line



Painted turtle observed near brook



Small number of long nosed sucker juveniles observed in brook





Annapolis Valley Trails Coalition
New Minas
 A good place to live
 Annapolis Valley Trails Coalition
STANDARD TRAIL PLAN

PROJECT NAME AND LOCATION
DOUGLAS STREET TRAIL
 TRAIL PROJECT # **VONM-2409**

DRAWING NAME **CONCEPT**
 SECTION **900 - GENERAL**
 TYPICAL ID **TCP**

REVISION DATE **05/23/24**
 NOT TO SCALE

DRAWING NO. **STD_900-8**
 SHEET **11** OF **24**



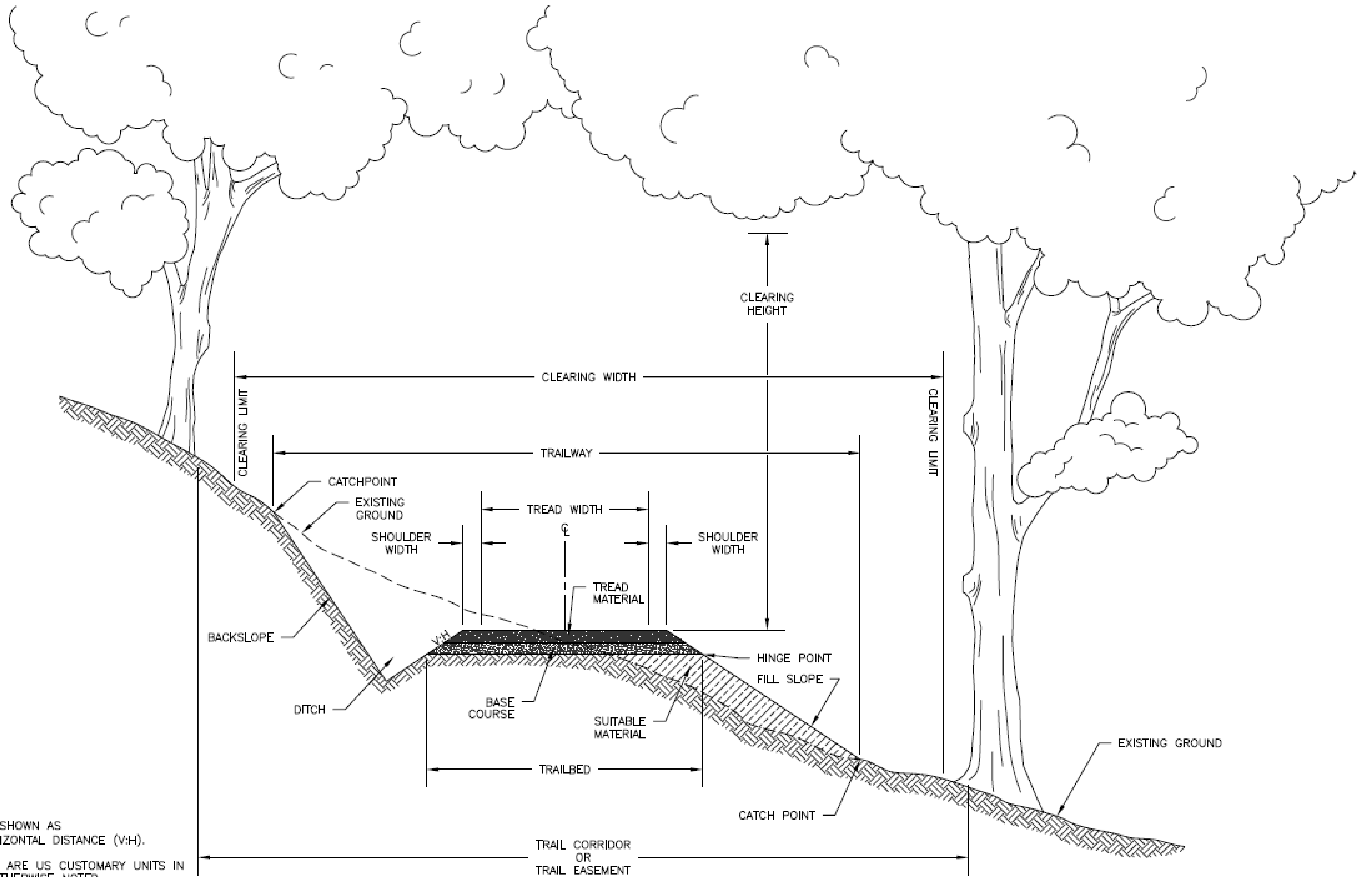
Annapolis Valley Trails Coalition
 New Minas
 A good place to live
 STANDARDS TRAIL PLAN

PROJECT NAME AND LOCATION
DOUGLAS STREET TRAIL
 TRAIL PROJECT # VONM-2409

DRAWING NAME **CONCEPT**
 SECTION 900 - GENERAL
 TYPICAL ID TCP

REVISION DATE **05/23/24**
 NOT TO SCALE

DRAWING NO. **STD_900-8**
 SHEET 12 OF 24



NOTES:
 ALL SLOPES ARE SHOWN AS VERTICAL-TO-HORIZONTAL DISTANCE (V:H).
 ALL UNITS SHOWN ARE US CUSTOMARY UNITS IN INCHES UNLESS OTHERWISE NOTED.

Annapolis Valley Trails Coalition
 New Minas
 A good place to live
STANDARD TRAIL PLAN

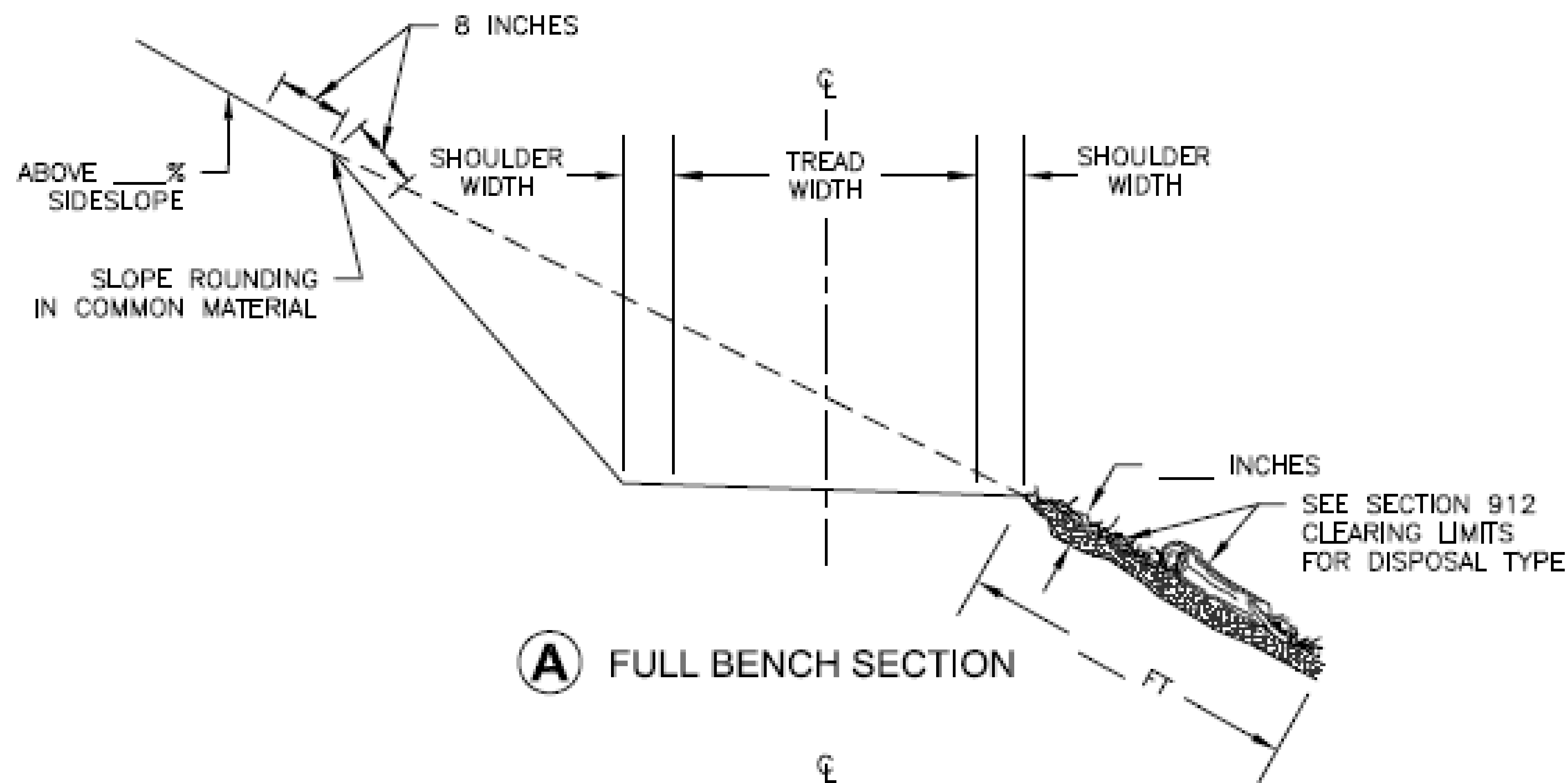
PROJECT NAME AND LOCATION
DOUGLAS STREET TRAIL
TRAIL PROJECT # VONM-2409

DRAWING NAME
STANDARD TRAIL TERMS
 SECTION
 910 - TRAILWAY
 TYPICAL ID
 STT

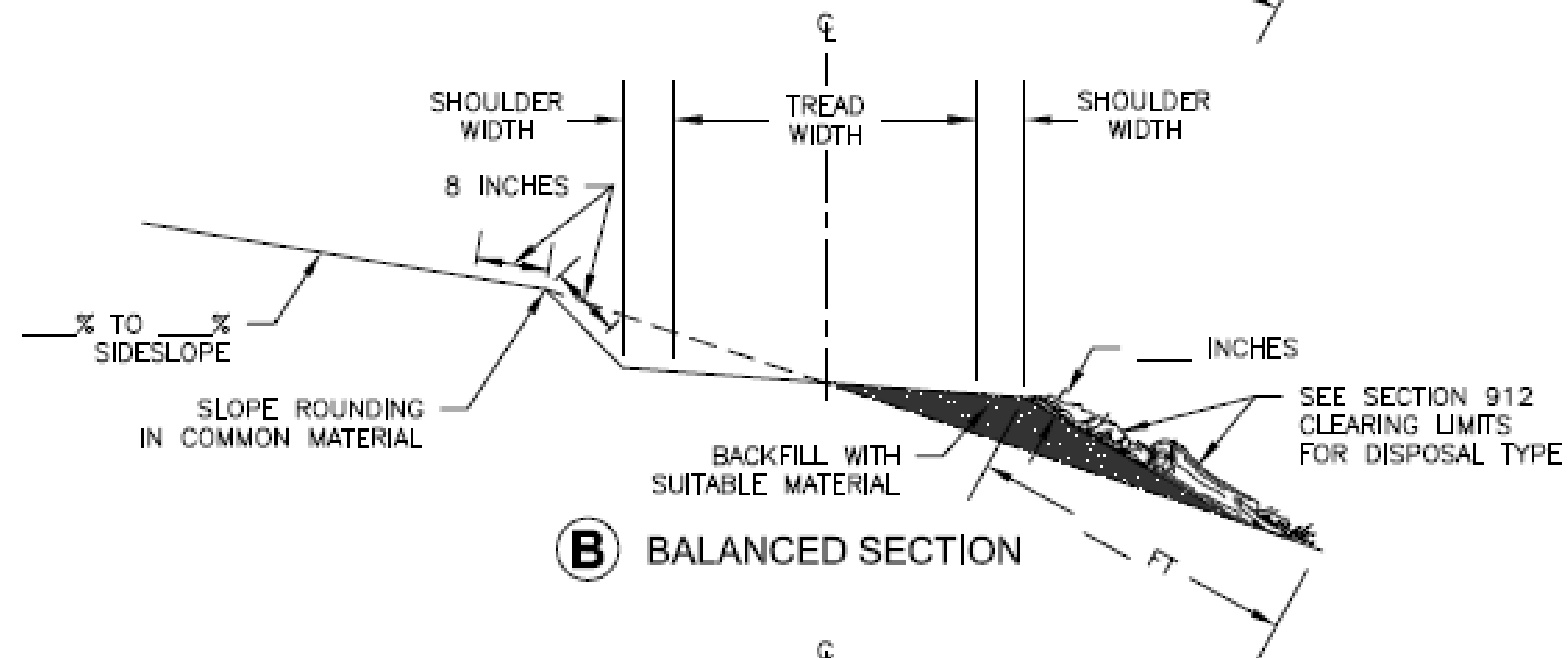
REVISION DATE
05/23/24
 NOT TO SCALE

DRAWING NO.
STD_910-01
 SHEET
 13 OF 24

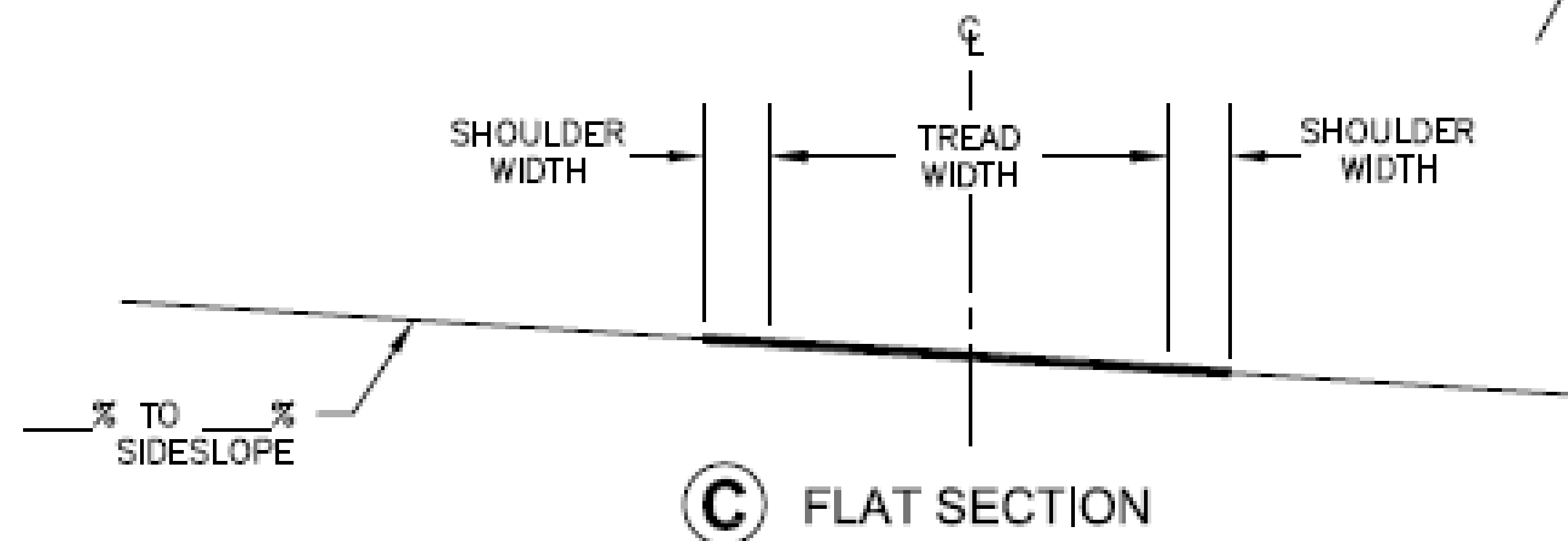
TYPICAL TRAIL CROSS SECTIONS



A FULL BENCH SECTION



B BALANCED SECTION



C FLAT SECTION

TYPICAL TRAIL TREAD AND SHOULDER WIDTH

TYPICAL ID	SECTION TYPE	TREAD FINISH	TREAD WIDTH	SHOULDER WIDTH		COMMENTS
				UPHILL	DOWNHILL	
TSF-1		T				

TREAD CROSS SLOPE

TYPICAL ID	OUTSLOPE	INSLOPE	CROWNED SECTION	COMMENTS
	%	%	%	

SLOPE AND TRAILBED FINISH

TREAD FINISH	ROOTS	LOOSE ROCK	EMBEDDED ROCK	COMMENTS
T1				
T2				
T3				
T4				
T5				
T6				

TRAILBED AND SLOPE FINISH

SLOPE FINISH

REMOVE ROOTS THAT PROTRUDE FROM THE BACKSLOPE WITH DIAMETERS GREATER THAN SHOWN IN THE SLOPE AND TRAILBED FINISH TABLE.

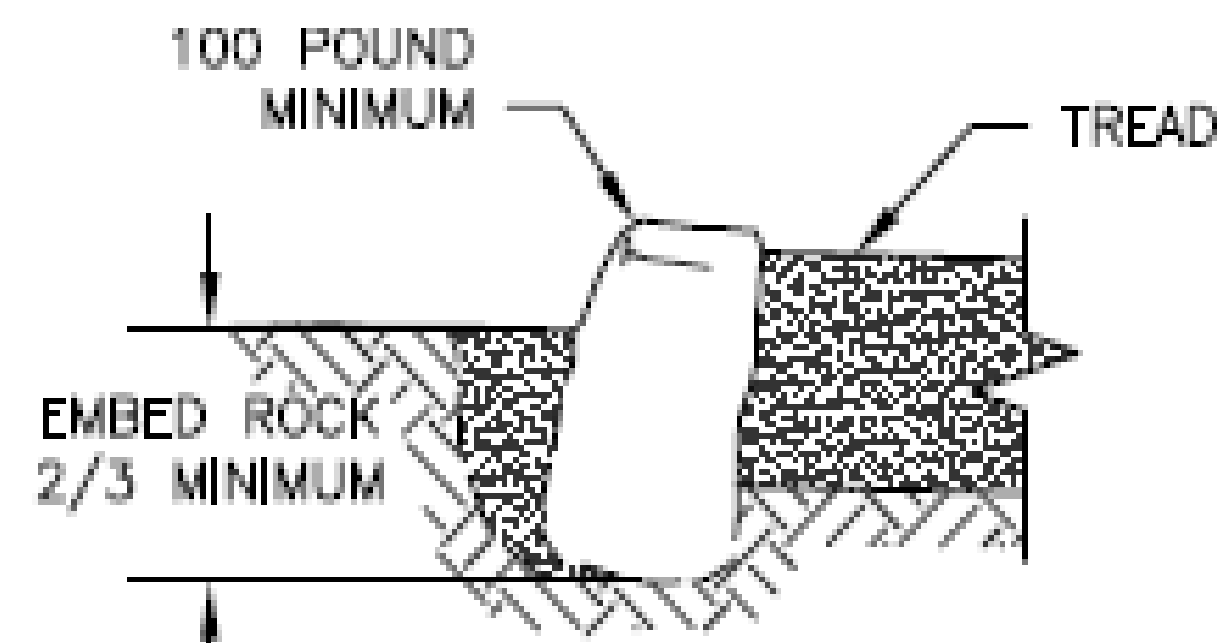
TRAILBED FINISH

REMOVE LOOSE ROCK ON THE TRAILBED WITH A DIMENSION GREATER THAN SHOWN IN THE SLOPE AND TRAILBED FINISH TABLE.

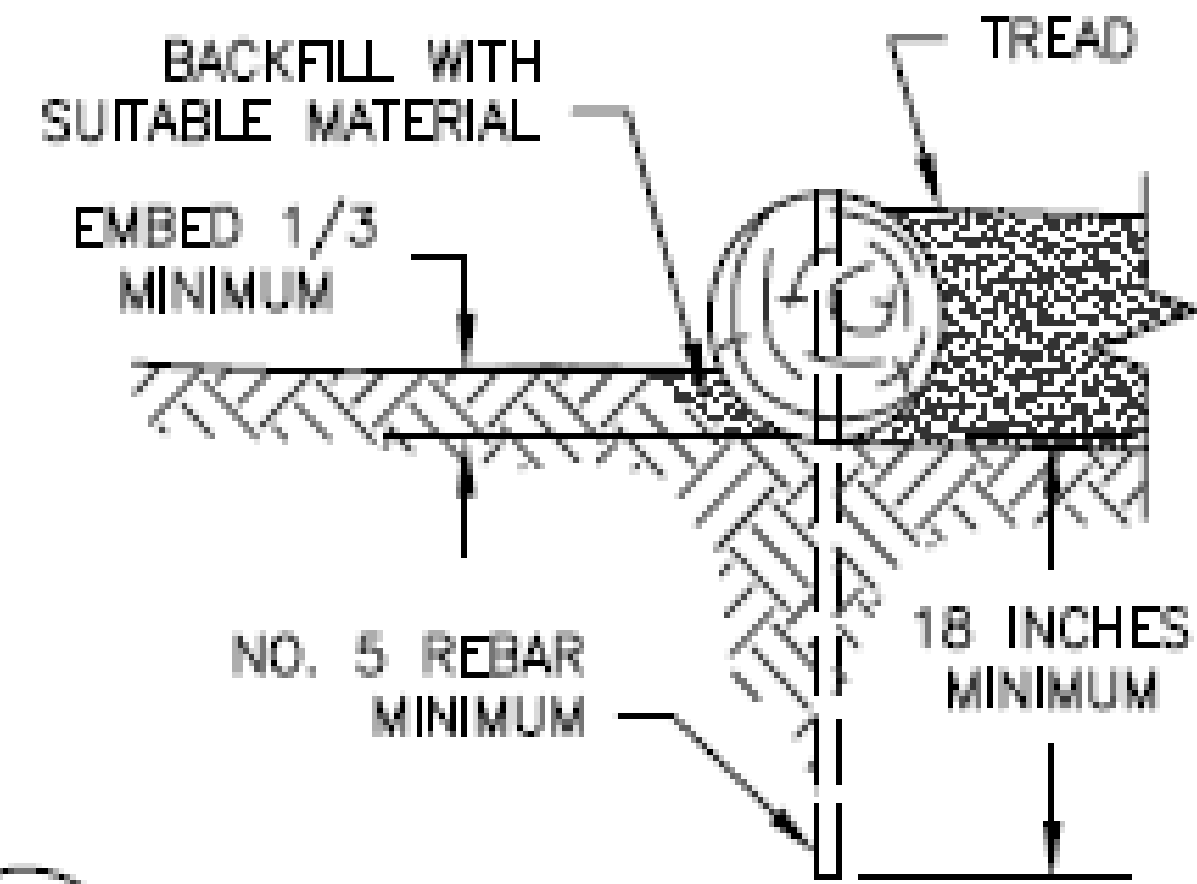
REMOVE OR REDUCE EMBEDDED ROCK THAT PROTRUDES MORE THAN THE DIMENSIONS SHOWN IN THE SLOPE AND TRAILBED FINISH TABLE.

NOTES:

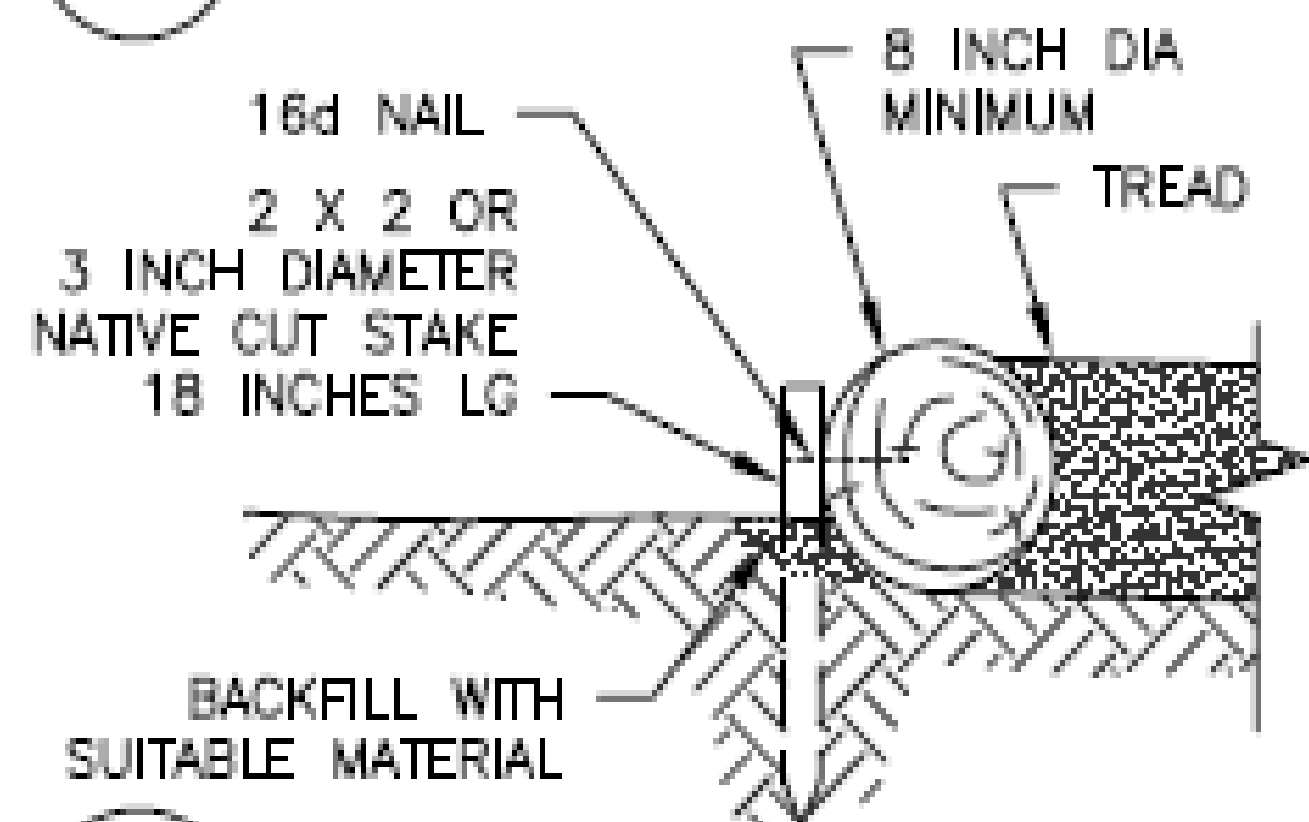
1. SLASH CONSISTS OF LOGS, LIMBS, BRUSH, AND ROCKS PLACED RANDOMLY IN A WAY TO CATCH SEDIMENT MOVEMENT.
2. LIMB ALL TREES AND SHRUBS AND TAMP SLASH INTO GROUND SO THAT 80% OF SLASH IS IN CONTACT WITH THE GROUND.



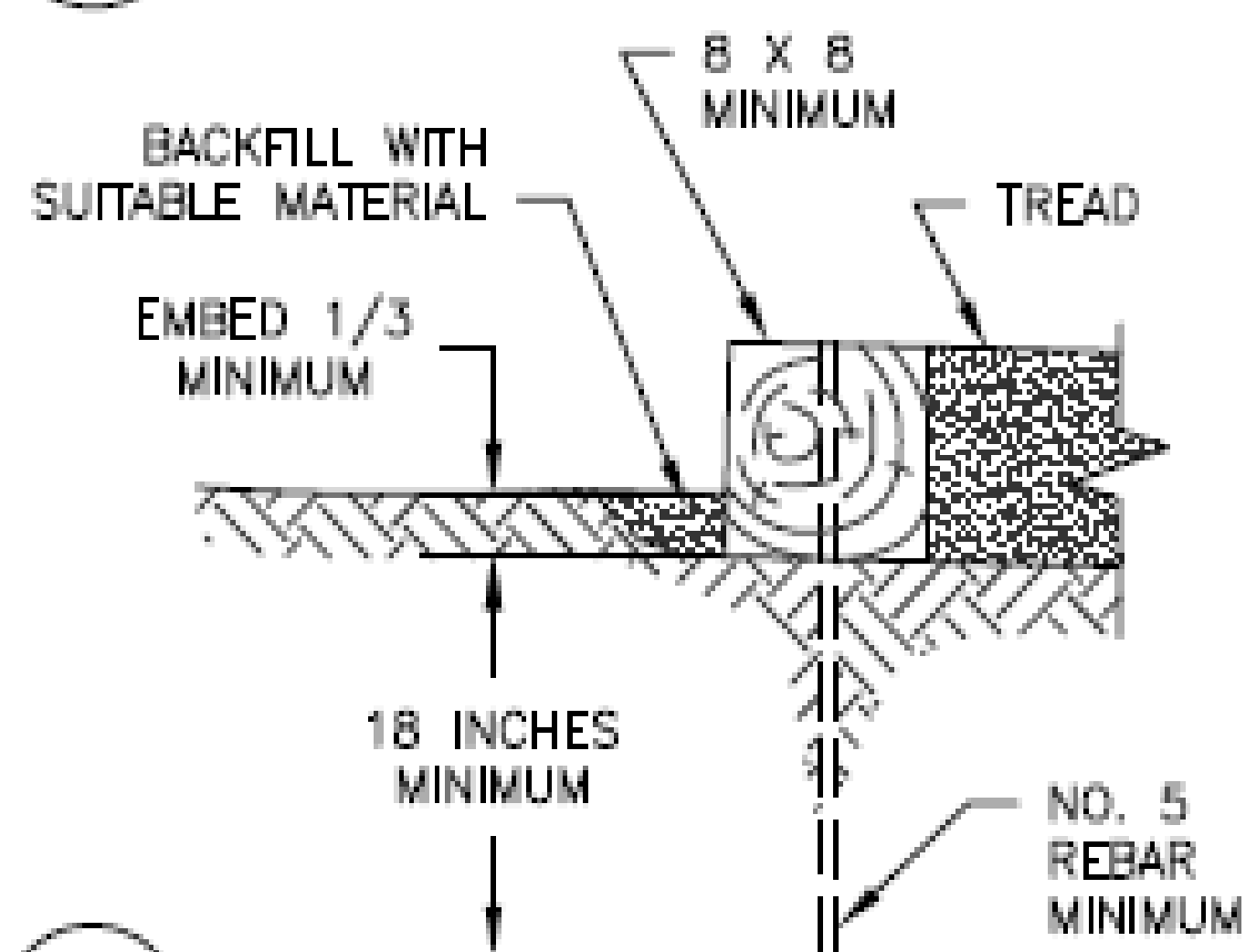
R1 TYPICAL ROCK RETAINER



R2a TYPICAL LOG RETAINER

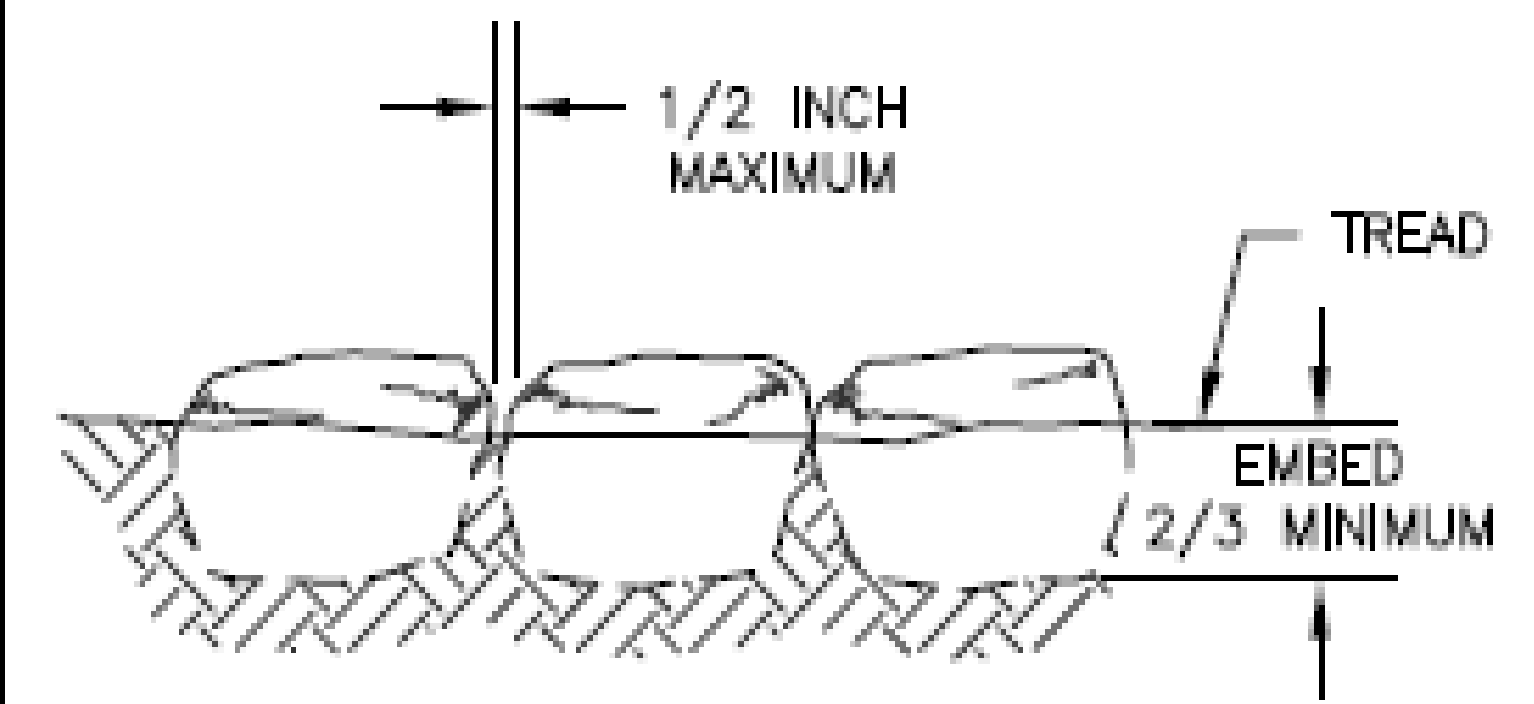


R2b TYPICAL LOG RETAINER

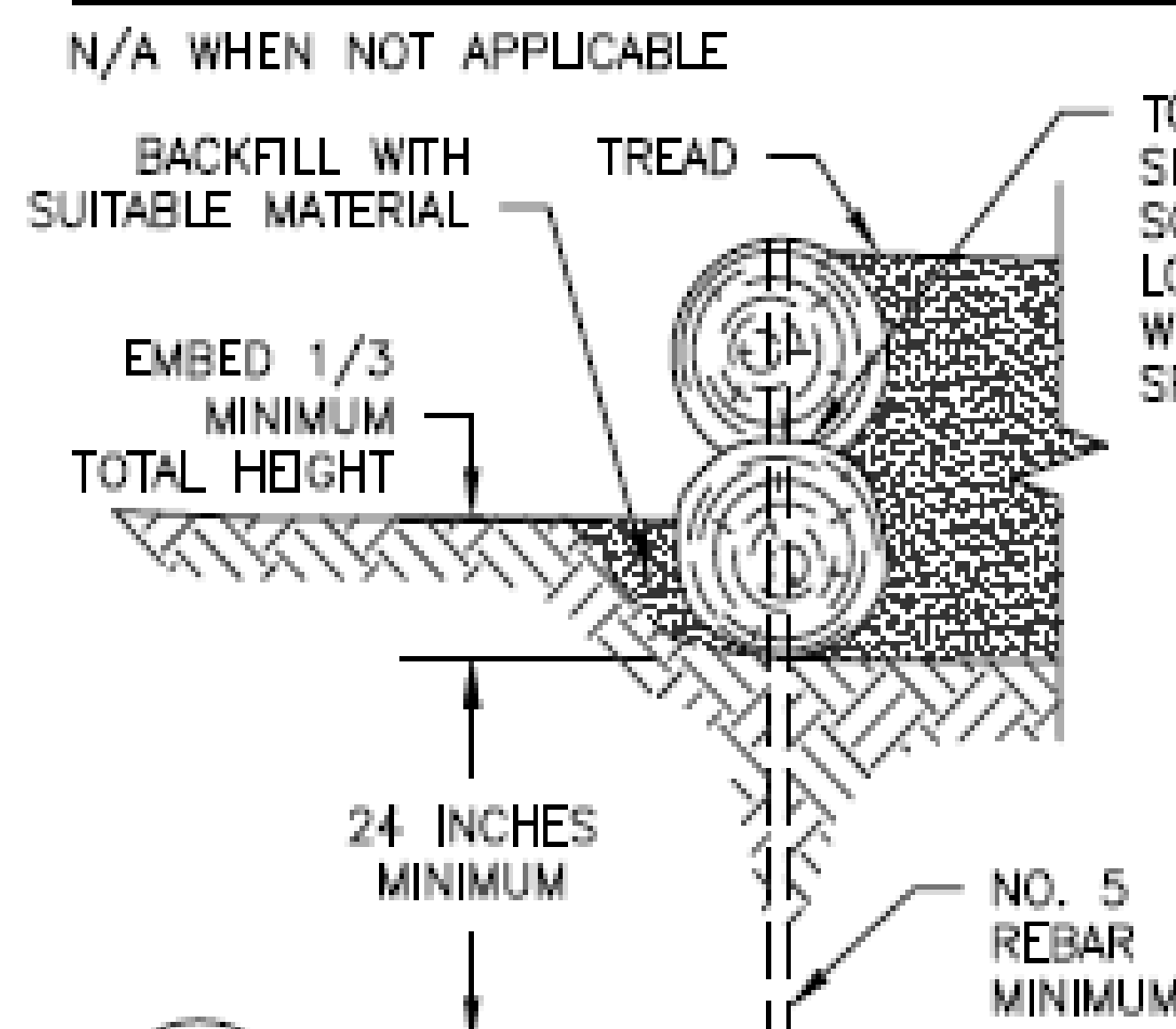


R3a TYPICAL TIMBER RETAINER

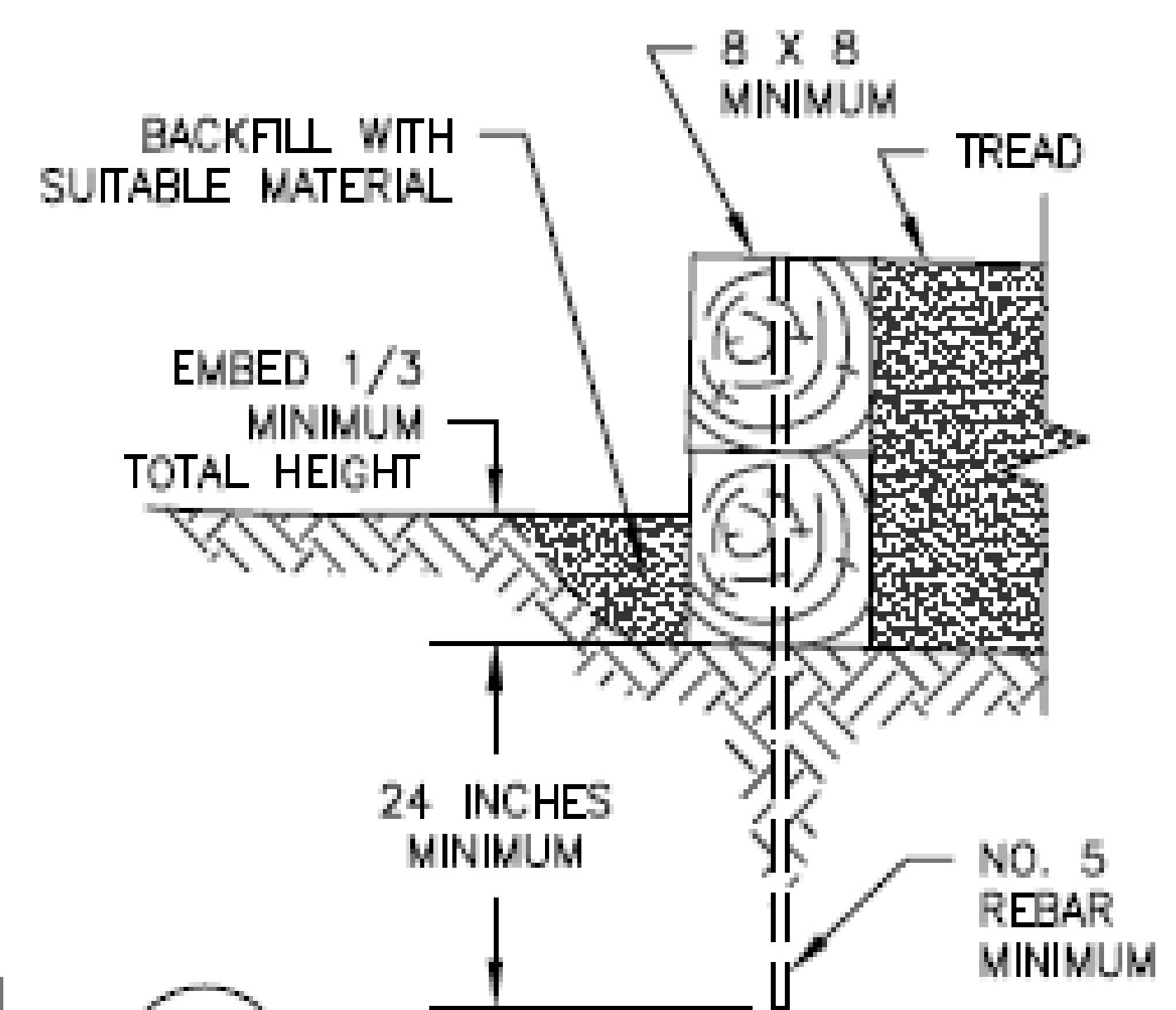
RETAINER TYPE	MATERIAL	SIZE	SPECIES/ GRADE	PRESERV. TYPE	JOINT TYPE	COMMENTS
R1	ROCK			P	L	
R2a	LOG					
R2b	LOG					
R2c	LOG					
R3a	SAWN TIMBER					
R3b	SAWN TIMBER					
R3c	RAIL ROAD TIES					



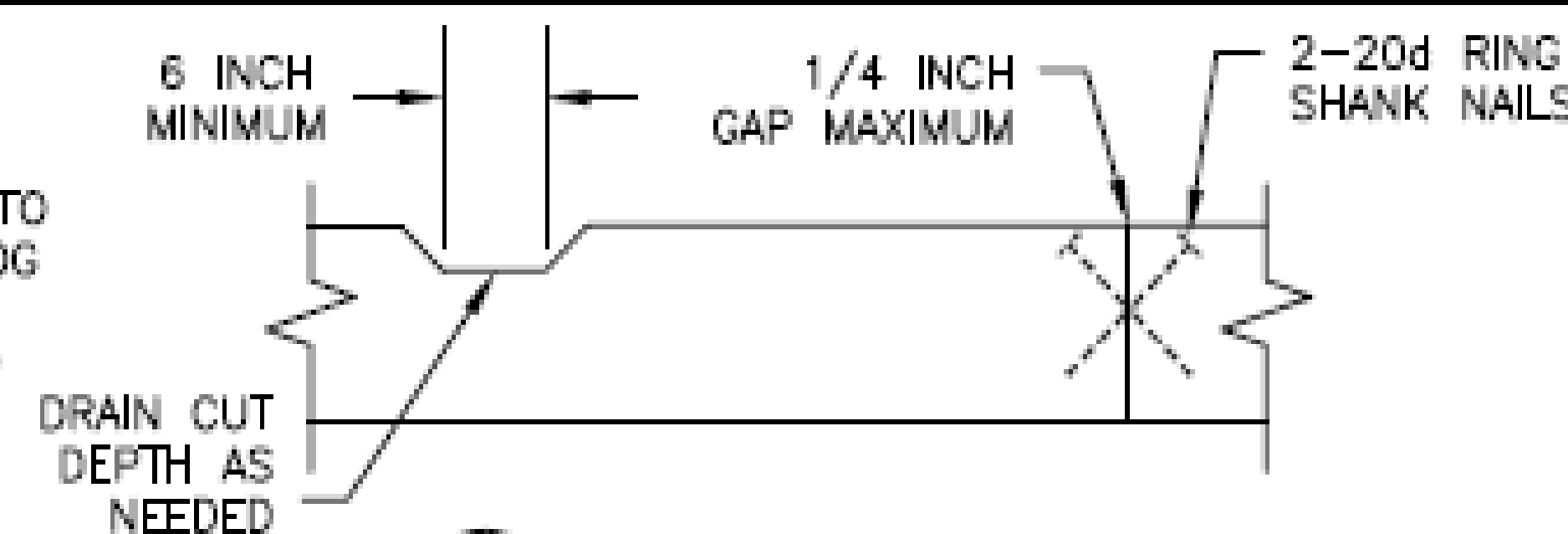
TYPICAL ROCK SPACING



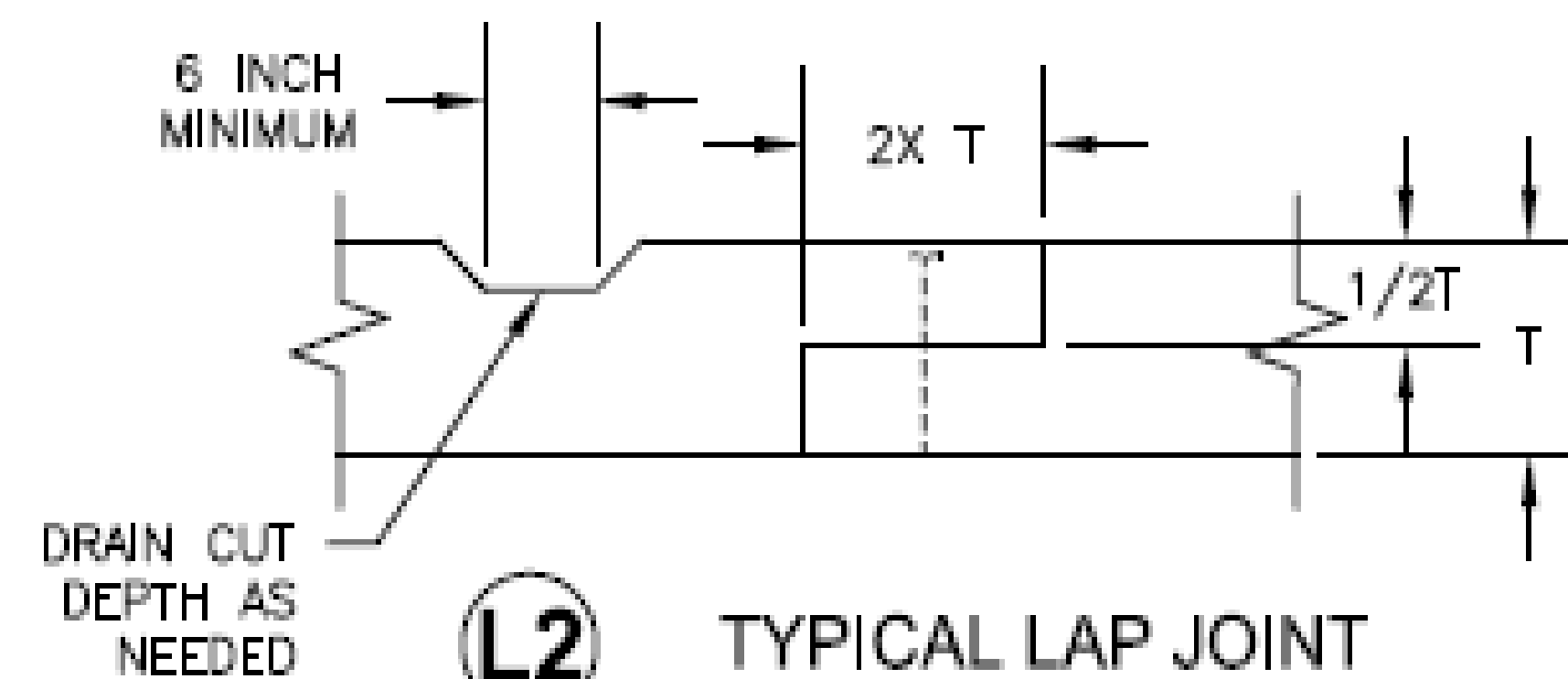
R2c TYPICAL STACKED LOG RETAINER



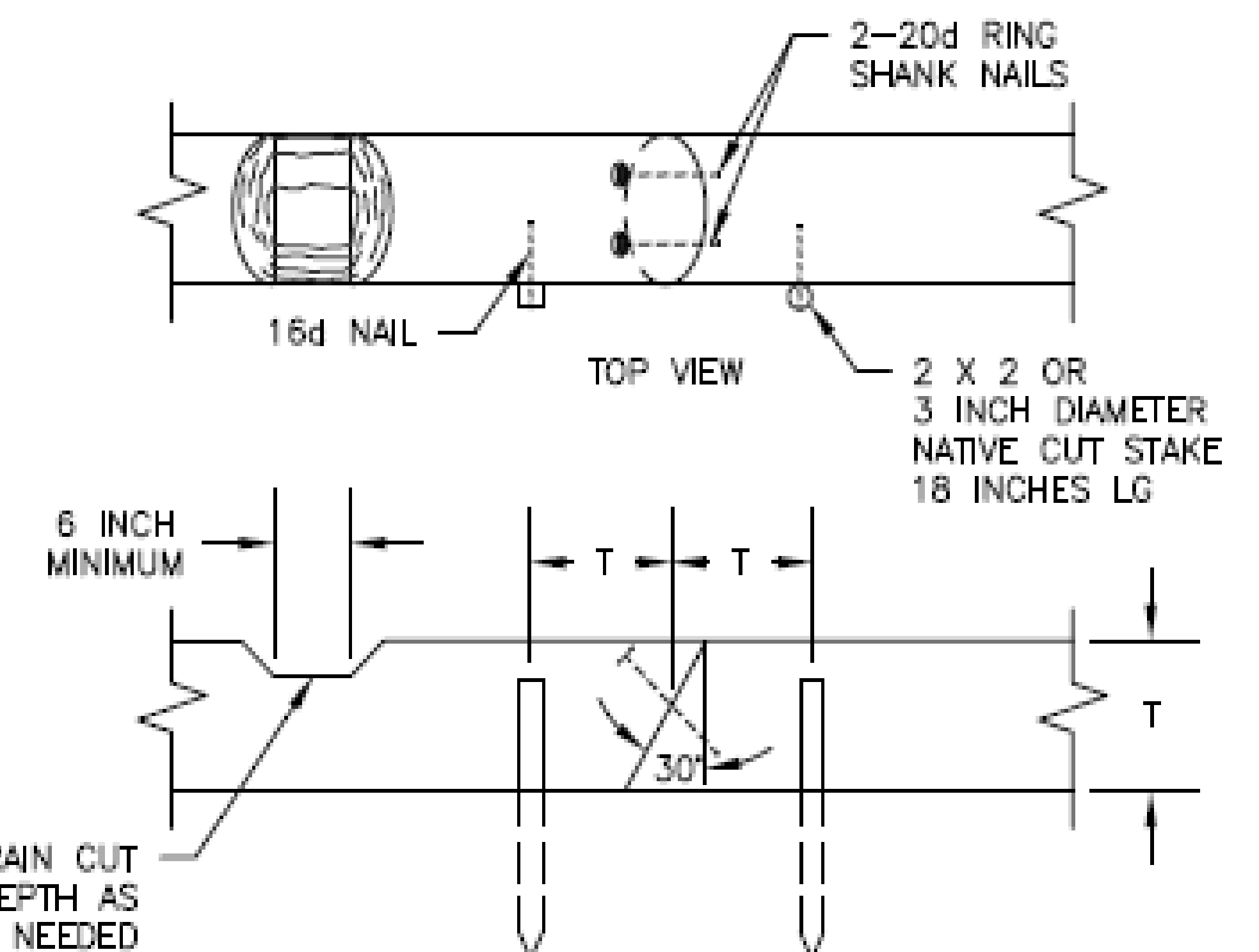
R3b TYPICAL STACKED TIMBER RETAINER



L1 TYPICAL BUTT JOINT



L2 TYPICAL LAP JOINT
T = THICKNESS OF RETAINER



L3 TYPICAL SCARF JOINT
T = THICKNESS OF RETAINER

NOTES:

1. PRE-DRILL HOLES FOR REBAR TO PREVENT SPLITTING OF LOGS OR SAWN TIMBERS. RECESS END OF REBAR 1/2 INCH BELOW TOP OF TIMBER.
2. PLACE REBAR, ANCHOR BOLT OR STAKE 6 INCHES FROM EACH END OF TIMBER WITH MAXIMUM SPACING OF 36 INCHES. FOR STACKED RETAINERS STAGGER JOINTS 24 INCHES MINIMUM.
3. COMPACT BACKFILL IN 6 INCH LIFTS UNTIL NO VISUAL DISPLACEMENT.
4. ALL FIELD DRILLED HOLES AND CUTS SHALL BE FIELD TREATED.
5. REMOVE AND DISPOSE OF DUFF AND TOP ORGANIC LAYERS DOWN TO MINERAL SOIL.

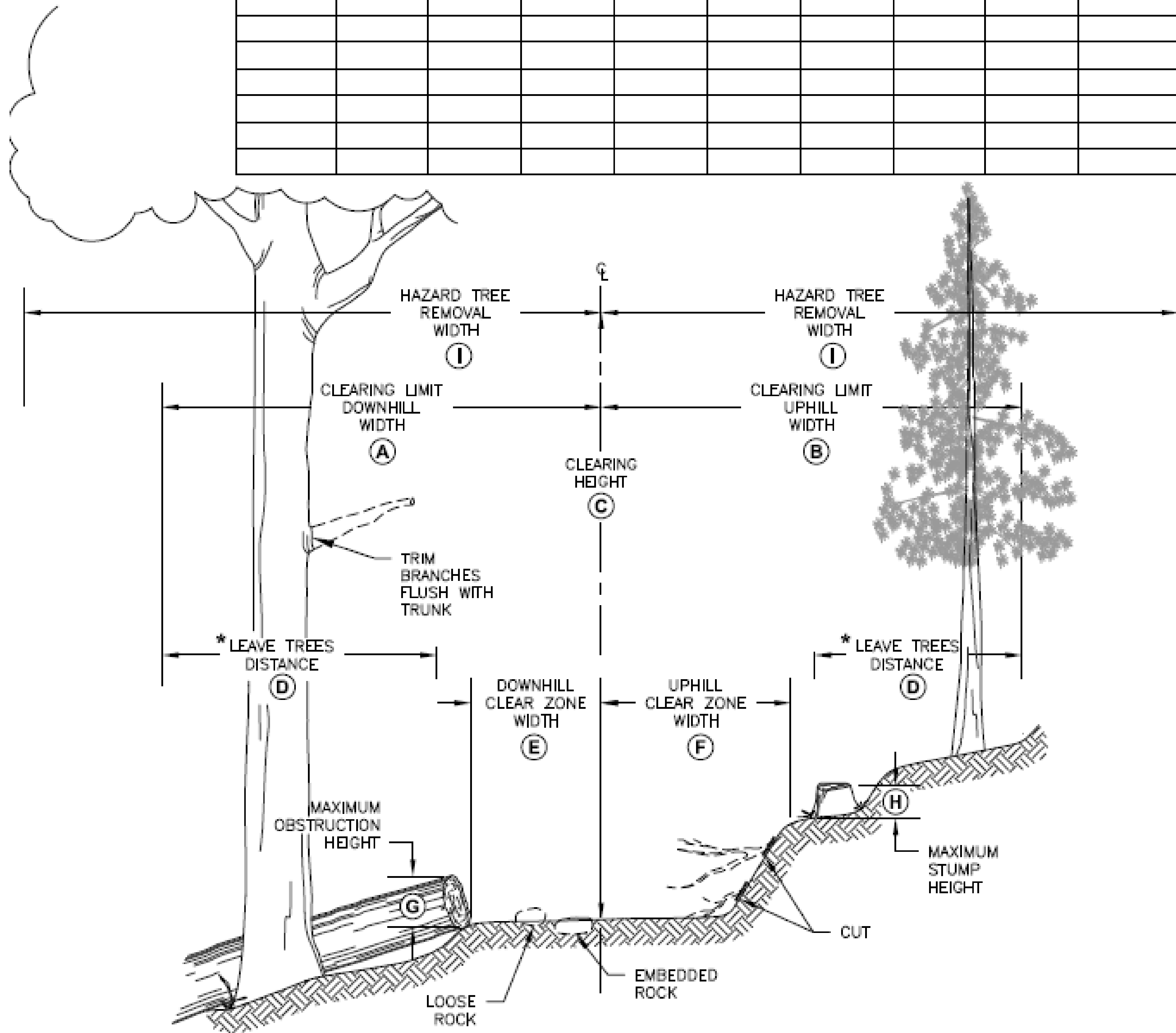
PRESERVATIVE TREATMENT - (REFER TO AWP A USE CATEGORY SYSTEM)			
PRESERVATIVE TYPE	TREATMENT TYPE	USE CATEGORY	COMMENTS
P1	WB	UC4A	
P2	WB	UC3B	
P3			

TREATMENT TYPE
WB = WATERBORNE
OT = OIL-BORNE

USE CATEGORY
UC3B = ABOVE GROUND - EXPOSED
UC4A = GROUND CONTACT - GENERAL USE
UC4R = GROUND CONTACT - HEAVY DUTY

CLEARING LIMITS - TREES AND LOGS

TYPICAL ID	CLEARING METHOD	CLEARING LIMITS			* LEAVE TREES		CLEAR ZONE			STUMPS	HAZARD TREE	DISPOSAL METHOD	COMMENTS
		DOWNHILL WIDTH (A)	UPHILL WIDTH (B)	CLEARING HEIGHT (C)	DISTANCE (FEET) (D)	DIAMETER (INCHES)	DOWNHILL WIDTH (E)	UPHILL WIDTH (F)	MAXIMUM OBSTRUCTION HEIGHT (G)	MAXIMUM HEIGHT (H)	REMOVAL WIDTH (I)		
CLT-1	C											D	



CLEARING METHOD

CLEARING TYPE	CLEARING METHOD	COMMENTS
C1	NEW CONSTRUCTION	TREES, PRUNING, & BRUSH
C2	CLEARING LIMIT RESTORATION	TREES, PRUNING, LOGS, BRUSH & MAINTENANCE
C3	TRAIL OPENING	LOGGING OUT, LOOSE ROCK & DRAINAGE CLEARING
C4	HAZARD TREE REMOVAL	ALONG TRAIL CORRIDOR
C5	HAZARD TREE REMOVAL	INDIVIDUAL (AS MARKED)
C6	LOOSE ROCK & ROOT REMOVAL	
C7		

LEAVE TREES: LEAVE TREES SHOULD BE LIVE, SOUND & UNDAMAGED WITH UNCOMPROMISED ROOT SYSTEMS.

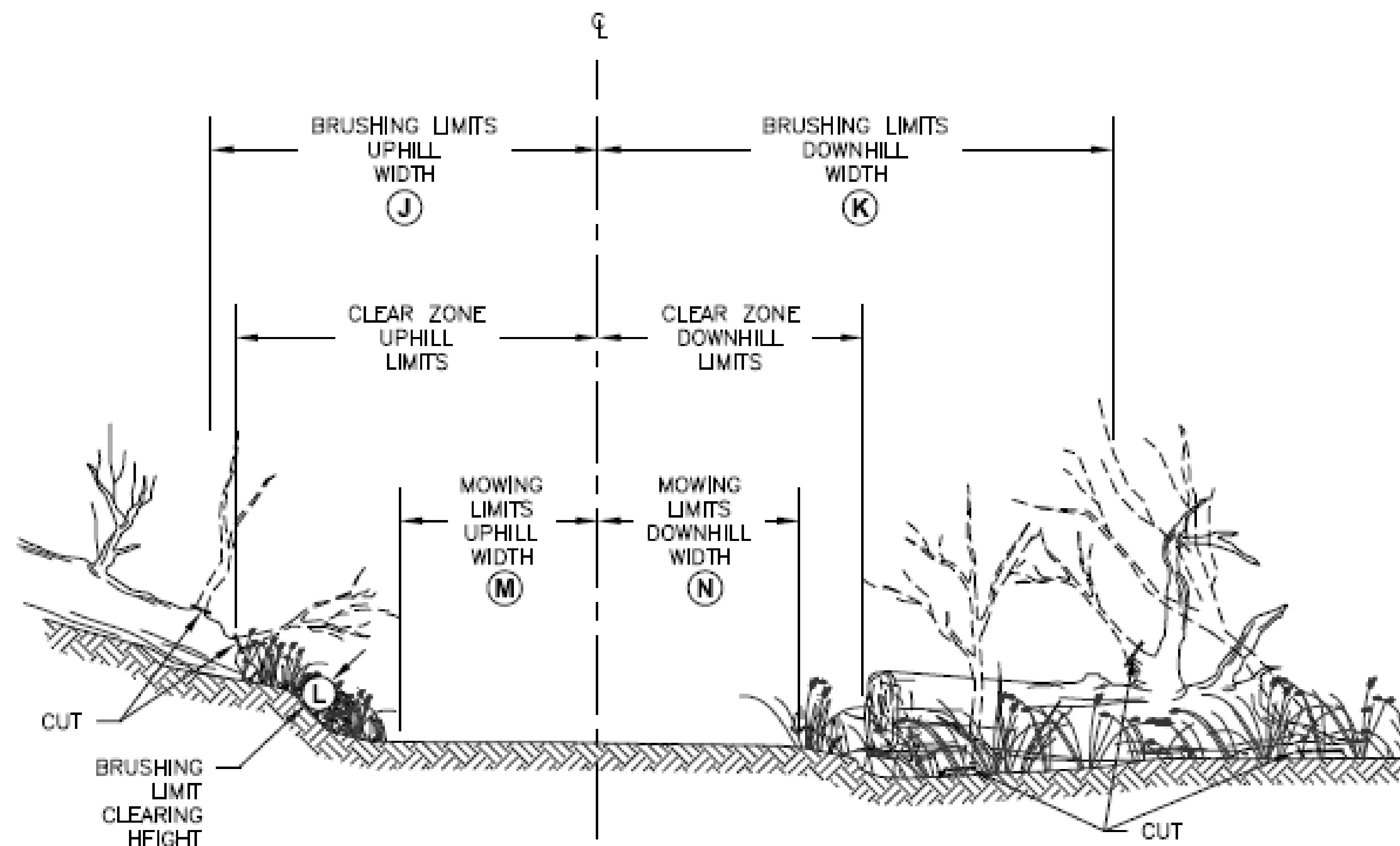
HAZARD TREES: HAZARD TREES ARE TREES THAT ARE STANDING OR LEANING DEAD TREES LARGER THAN 8 INCHES IN DIAMETER AND GREATER THAN 90 FEET IN HEIGHT.

DISPOSAL METHOD

DISPOSAL TYPE	DISPOSAL METHOD	COMMENTS
D1	LOP AND SCATTER OUTSIDE TRAILWAY	
D2	LOP AND SCATTER ON FILL SLOPE	
D3	PILE AND BURN	
D4	CHIP	
D5	HAUL TO DISPOSAL SITE	
D6		

CLEARING LIMITS - BRUSHING

TYPICAL ID	CLEARING METHOD	BRUSHING LIMITS			MOWING LIMITS		DISPOSAL METHOD	COMMENTS
		UPHILL WIDTH (J)	DOWNHILL WIDTH (K)	CLEARING HEIGHT (L)	UPHILL WIDTH (M)	DOWNHILL WIDTH (N)		
CLB-1	C						D	



NOTE:
SEE SHEET STD_912-01 FOR
CLEAR ZONE LIMITS

CLEARING METHOD

CLEARING TYPE	CLEARING METHOD	COMMENTS
C9	BRUSHING	
C10	MOWING	
C11		

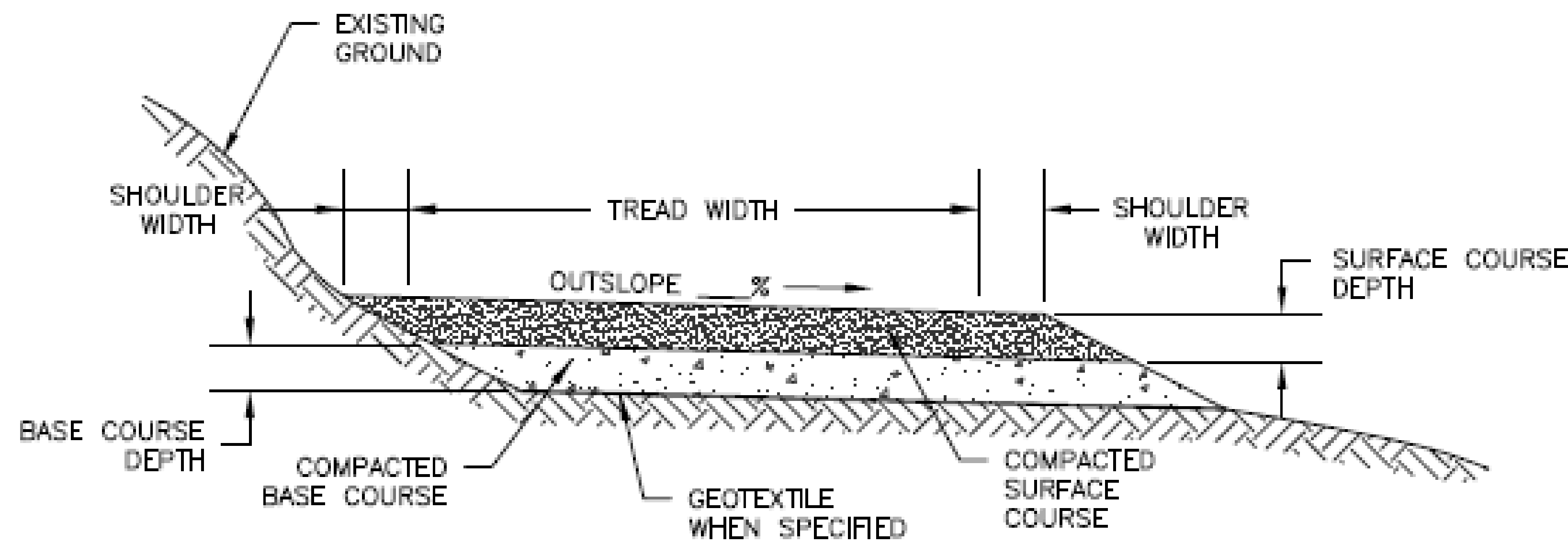
DISPOSAL METHOD

DISPOSAL TYPE	DISPOSAL METHOD	COMMENTS
D1	LOP AND SCATTER OUTSIDE TRAILWAY	
D2	LOP AND SCATTER ON FILL SLOPE	
D3	PILE AND BURN	
D4	CHIP	
D5	HAUL TO DISPOSAL SITE	
D6		

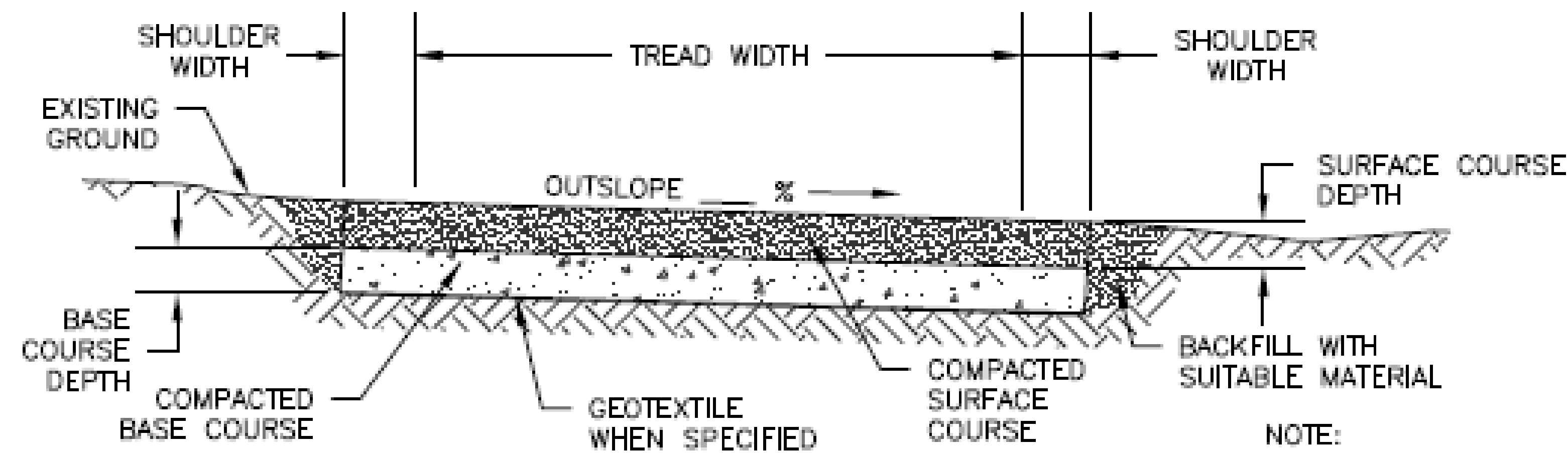
SURFACING SECTIONS

TYPICAL ID	SECTION TYPE	TREAD WIDTH	SHOULDER WIDTH		GEOTEXTILE TYPE	BASE COURSE		SURFACE COURSE		COMMENTS
			UPHILL	DOWNHILL		TYPE	DEPTH	TYPE	DEPTH	
TSS-1						B		S		

N/A WHEN NOT APPLICABLE

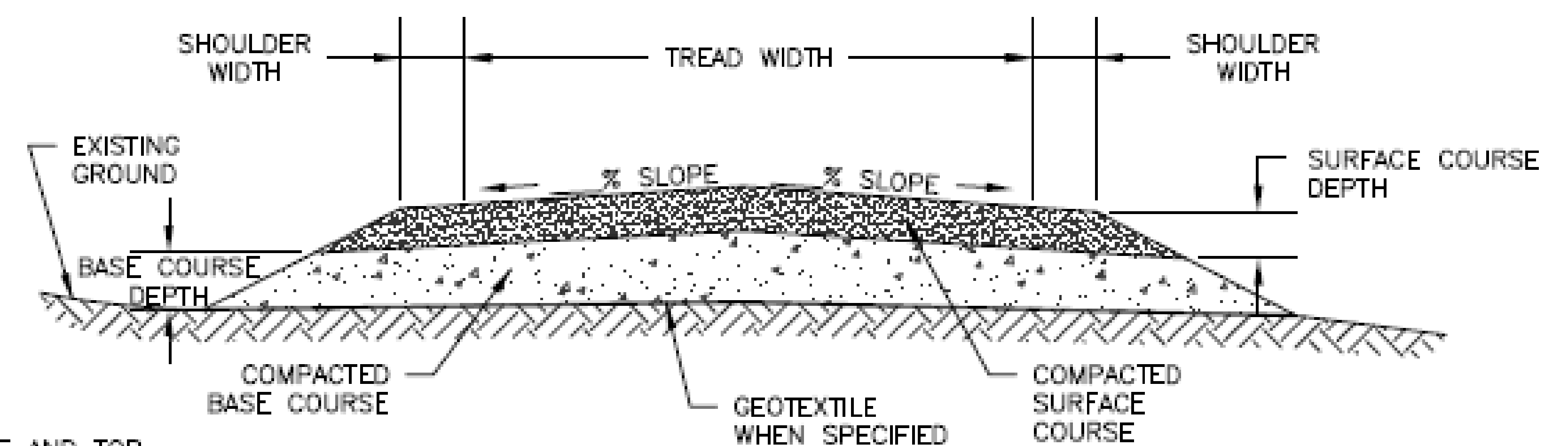


A OUTSLOPED SECTION



B EXCAVATED SECTION

- NOTE:
1. REMOVE AND DISPOSE OF DUFF AND TOP ORGANIC LAYERS DOWN TO MINERAL SOIL.
 2. COMPACT BACKFILL IN 6 INCH LIFTS UNTIL NO VISUAL DISPLACEMENT.



C RAISED SECTION

BASE COURSE MATERIAL TYPE

TYPE	MATERIAL	GRADATION	COMMENTS
B1	PITRUN		
B2	AGGREGATE		
B3			

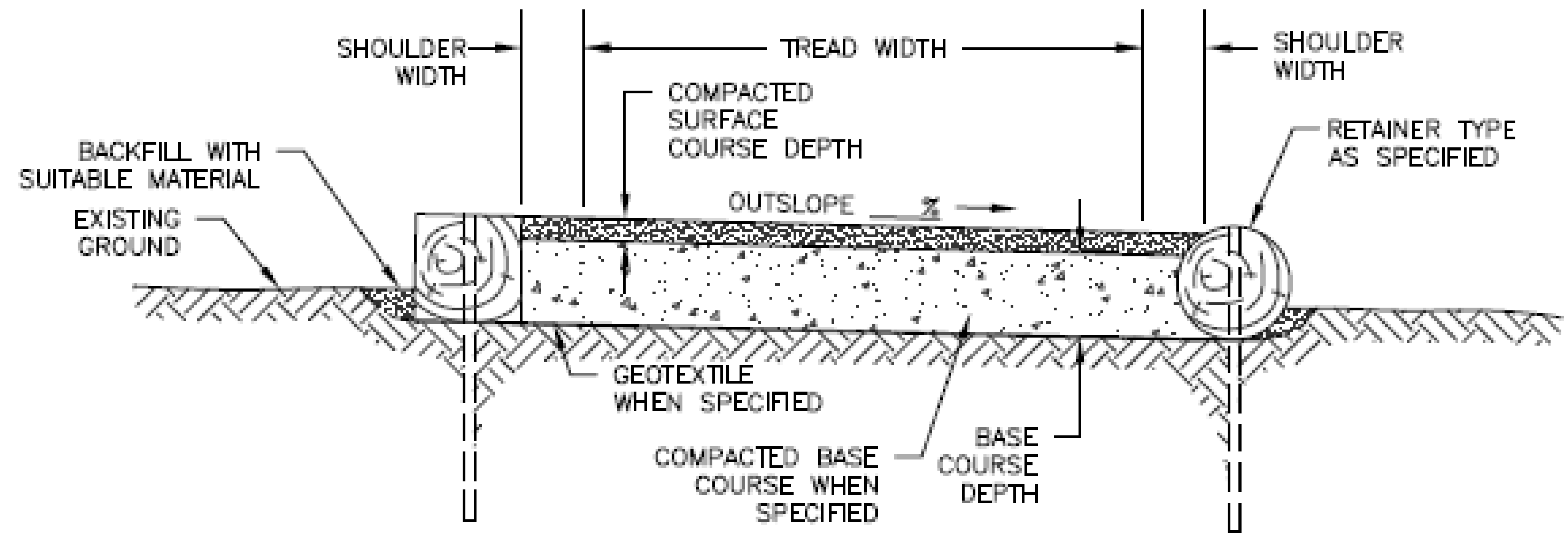
SURFACE COURSE MATERIAL TYPE

TYPE	MATERIAL	GRADATION	COMMENTS
S1	PITRUN		
S2	AGGREGATE		
S3	CLAY		
S4	WOODCHIPS		
S5			

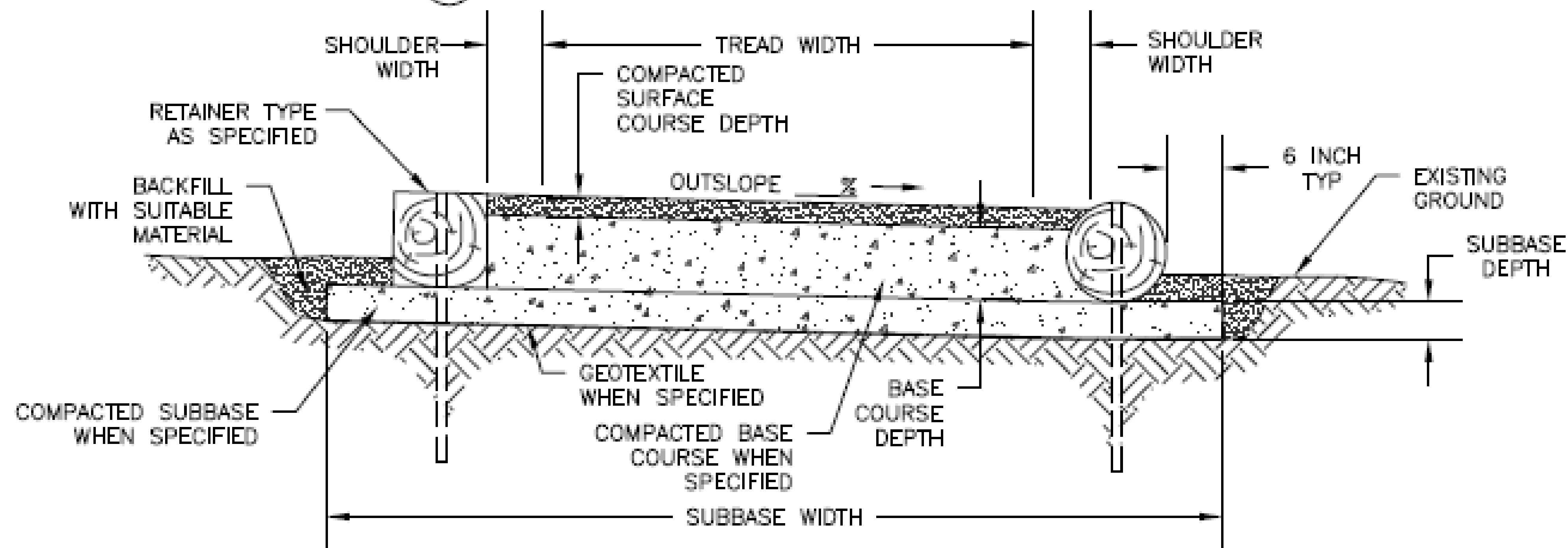
SURFACING SECTIONS

TYPICAL ID	SECTION TYPE	TREAD WIDTH	SHOULDER WIDTH		GEOTEXTILE TYPE	RETAINER*	SUBBASE		BASE COURSE		SURFACE COURSE		COMMENTS
			UPHILL	DOWNHILL		TYPE	DEPTH	WIDTH	TYPE	DEPTH	TYPE	DEPTH	
TSR-1						R	SB			B		S	

N/A WHEN NOT APPLICABLE
 *FOR TYPICAL RETAINERS SEE SHEET STD_911-03



D SURFACING SECTION WITH RETAINERS



E SURFACING SECTION WITH RETAINERS AND SUB BASE

SUBBASE MATERIAL TYPE

TYPE	MATERIAL	GRADATION	COMMENTS
SB1	PITRUN		
SB2	AGGREGATE		
SB3			

BASE COURSE MATERIAL TYPE

TYPE	MATERIAL	GRADATION	COMMENTS
B1	PITRUN		
B2	AGGREGATE		
B3			

SURFACE COURSE MATERIAL TYPE

TYPE	MATERIAL	GRADATION	COMMENTS
S1	PITRUN		
S2	AGGREGATE		
S3	CLAY		
S4	WOODCHIPS		
S5			

NOTE:

1. REMOVE AND DISPOSE OF DUFF AND TOP ORGANIC LAYERS DOWN TO MINERAL SOIL.
2. COMPACT BACKFILL IN 6 INCH LIFTS UNTIL NO VISUAL DISPLACEMENT.

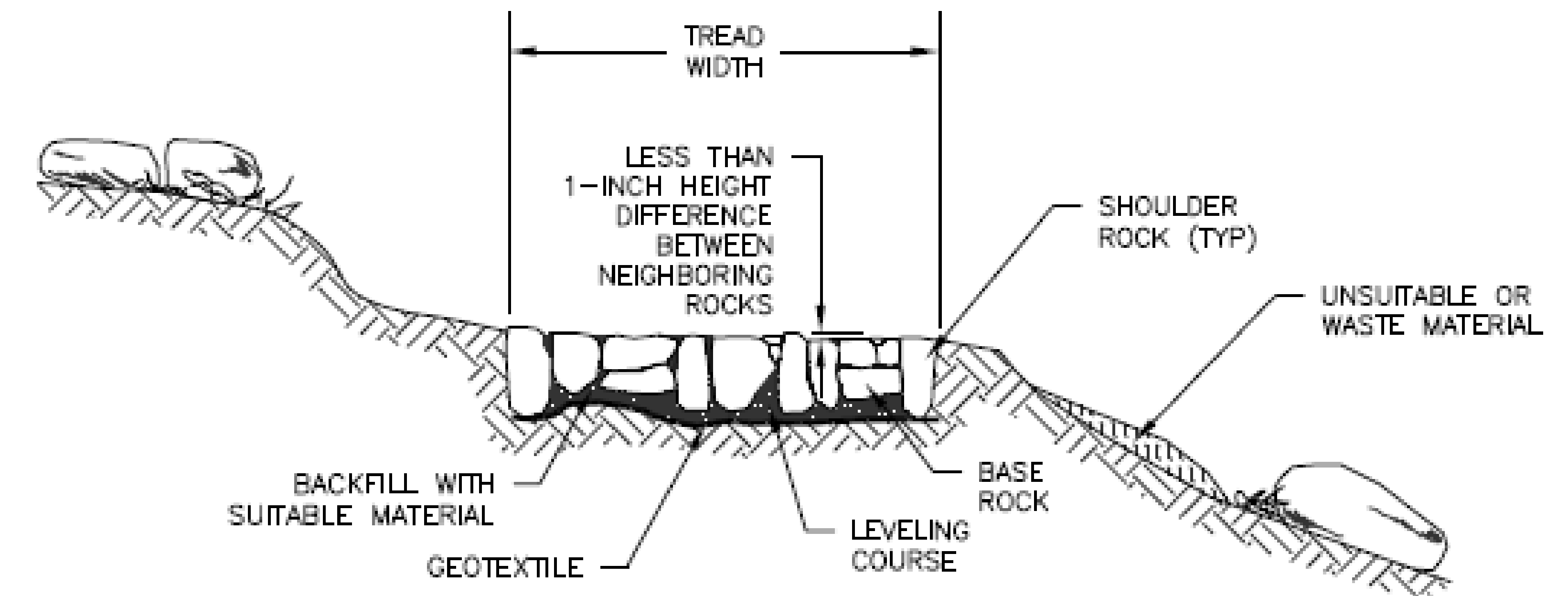
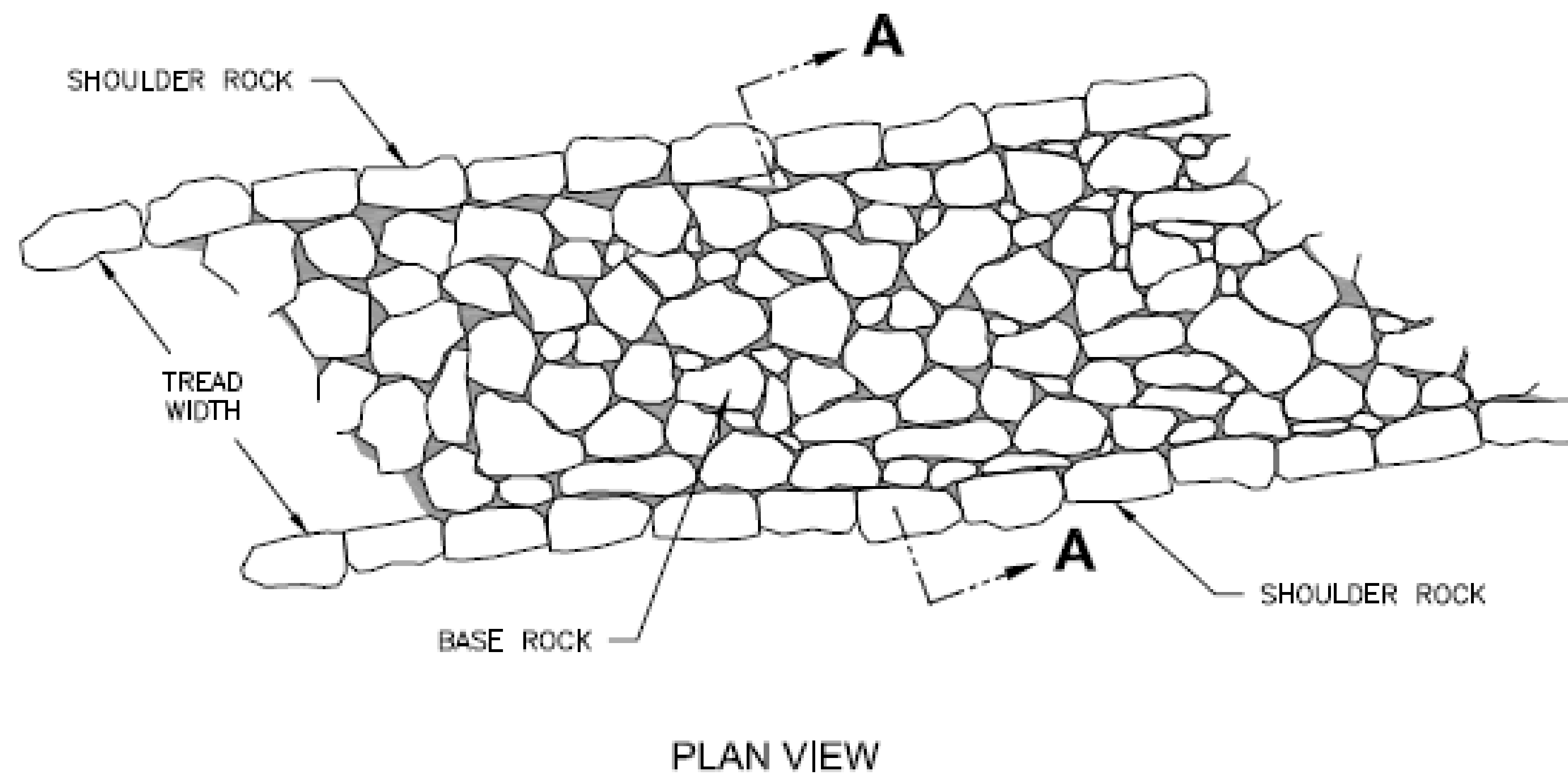
RIPRAP SURFACING

TYPICAL ID	TREAD WIDTH	GEOTEXTILE TYPE	LEVELING COURSE TYPE	MINIMUM ROCK SIZE		COMMENTS
				SHOULDER ROCK (LBS)	BASE ROCK (LBS)	
RRS-1			L			

N/A WHEN NOT SPECIFIED

LEVELING COURSE MATERIAL

TYPE	MATERIAL	GRADATION	COMMENTS
L1	PITRUN		
L2	AGGREGATE		
L3			



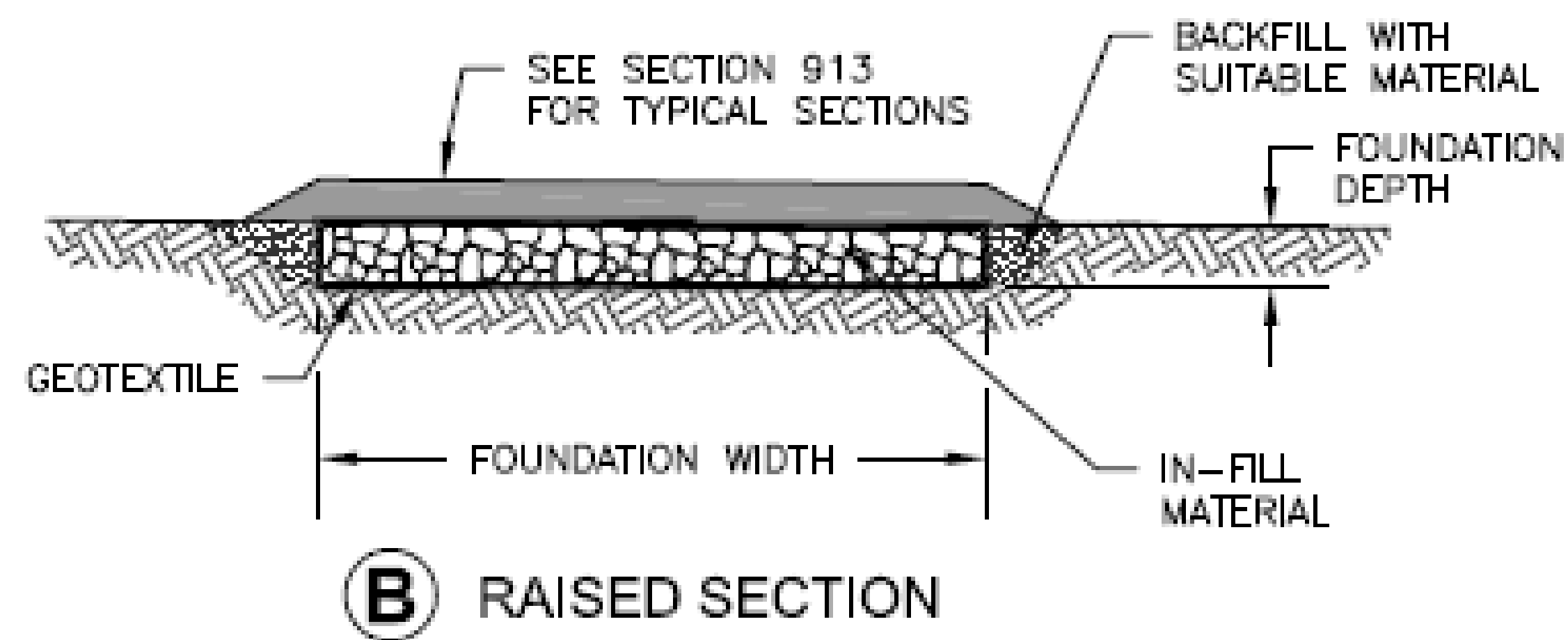
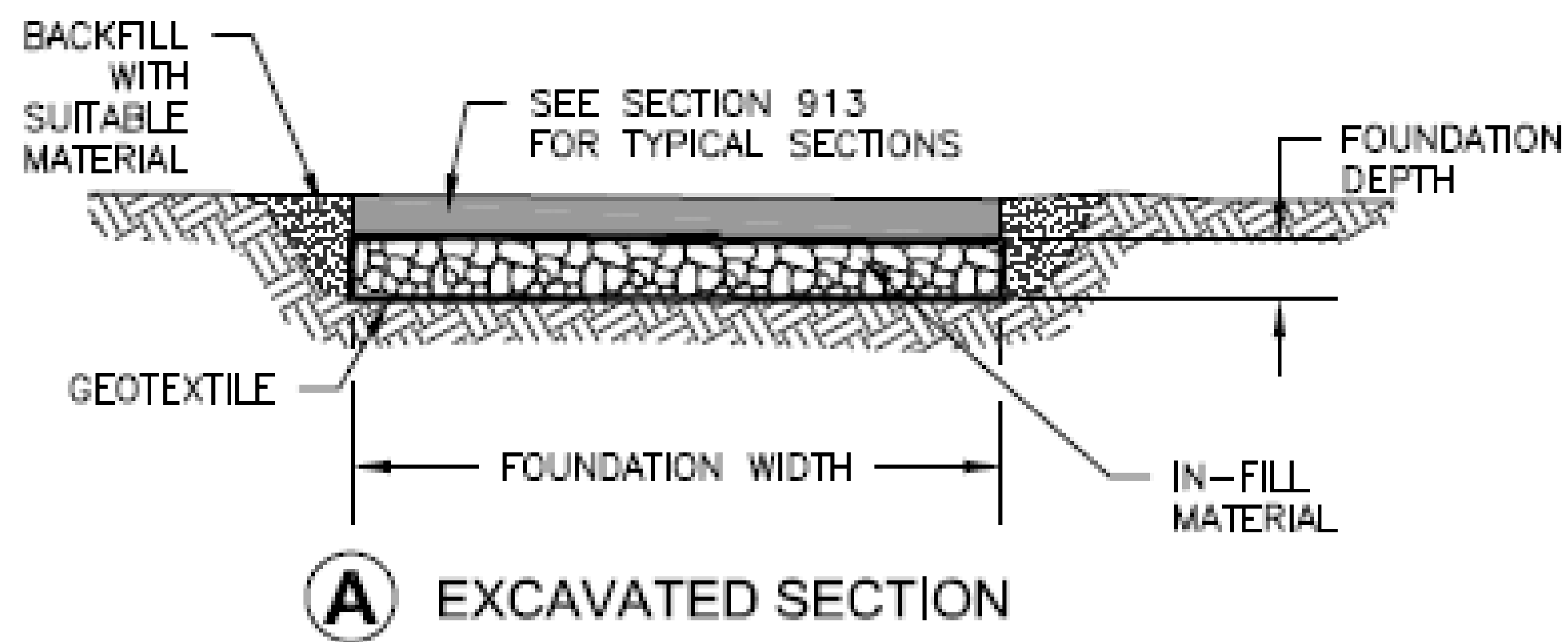
NOTES:

1. REMOVE AND DISPOSE OF DUFF AND TOP ORGANIC LAYERS DOWN TO MINERAL SOIL.
2. PROVIDE ORGANIC-FREE BACKFILL MATERIAL WHERE SHOWN ON DRAWINGS FOR LEVELING AND SUPPORT OF BASE ROCK.
3. LAY ROCK WITH A MINIMUM OF 3 POINTS OF CONTACT WITH ADJACENT ROCKS.
4. LAY ROCKS IN A RANDOM ARRANGEMENT.
5. FILL VOIDS WITH BROKEN ROCK OR SUITABLE BACKFILL.

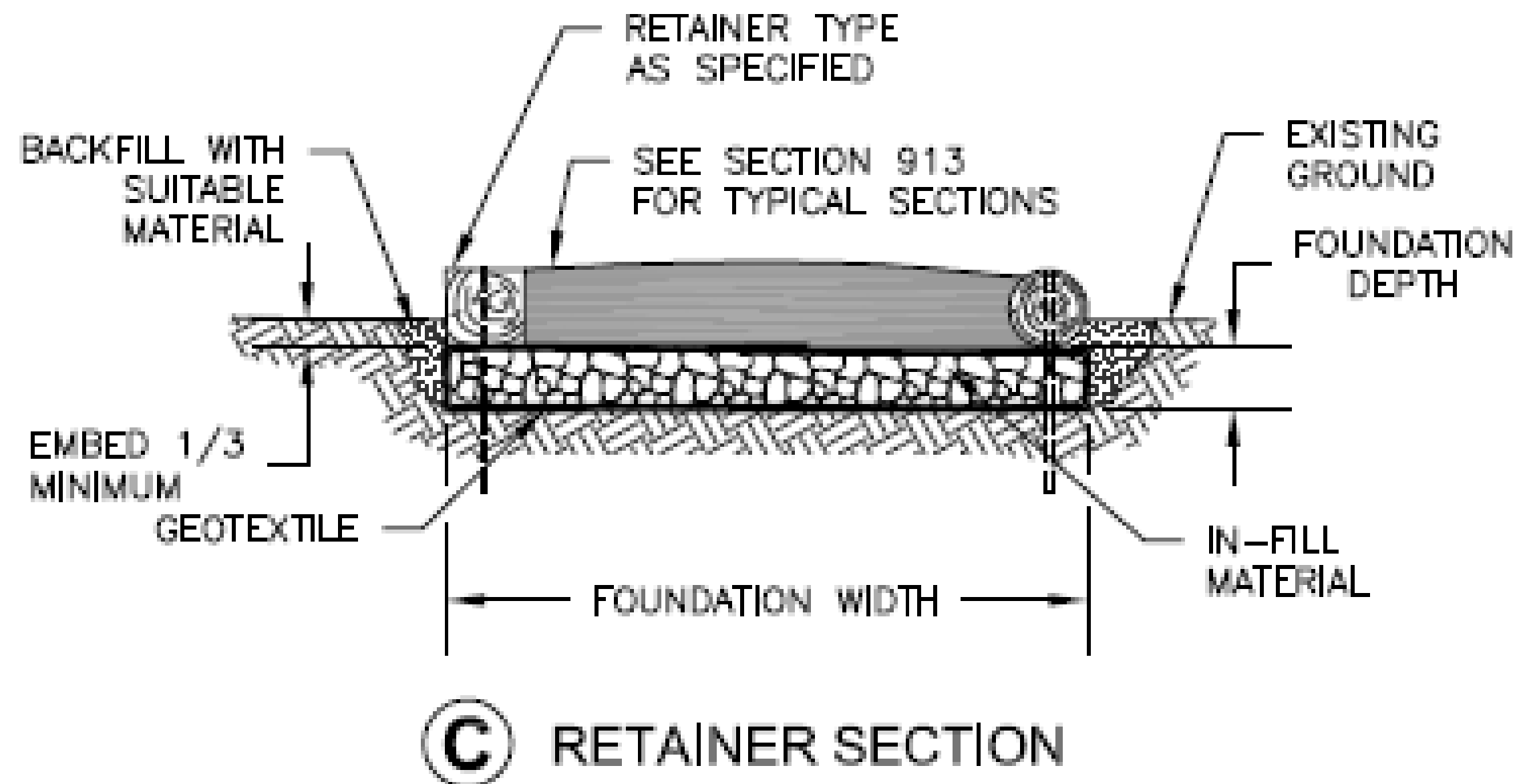
ROCK FOUNDATIONS

TYPICAL ID	SECTION TYPE	GEOTEXTILE TYPE	FOUNDATION			RETAINER*	COMMENTS
			DEPTH	WIDTH	IN-FILL MATERIAL TYPE	TYPE	
RKF-1		G			FM	R	

N/A WHEN NOT APPLICABLE
 *FOR TYPICAL RETAINERS SEE SHEET STD_911-03



- NOTE:
1. REMOVE AND DISPOSE OF DUFF AND TOP ORGANIC LAYERS DOWN TO MINERAL SOIL.
 2. COMPACT BACKFILL IN 6 INCH LIFTS UNTIL NO VISUAL DISPLACEMENT.
 3. OVERLAP GEOTEXTILE A MINIMUM OF 12 INCHES AT CENTER AND AT ENDS.
 4. A 6 INCH MINIMUM COVER IS REQUIRED OVER ALL GEOTEXTILE AND GEOCELL FOUNDATIONS.



GEOTEXTILE TYPE

TYPE	MATERIAL	COMMENTS
G1	NON-WOVEN	
G2	WOVEN	
G3		

TYPE	MATERIAL	ROCK SIZE	GRADATION %	COMMENTS
FM1	AGGREGATE	1 INCH MINUS		
FM2	COARSE AGGREGATE	3 INCH MINUS		
FM3	ROCK	3 TO 6 INCH		
FM4	ROCK	4 TO 8 INCH		
FM5	HEAVY ROCK	8 INCH PLUS		
FM6				

Annapolis Valley Trails Coalition

STANDARD TRAIL PLAN

PROJECT NAME AND LOCATION
DOUGLAS STREET TRAIL
TRAIL PROJECT # VONM-2409

DRAWING NAME **ROCK FOUNDATIONS**
 SECTION **918 - FOUNDATIONS**
 TYPICAL ID **RKF**

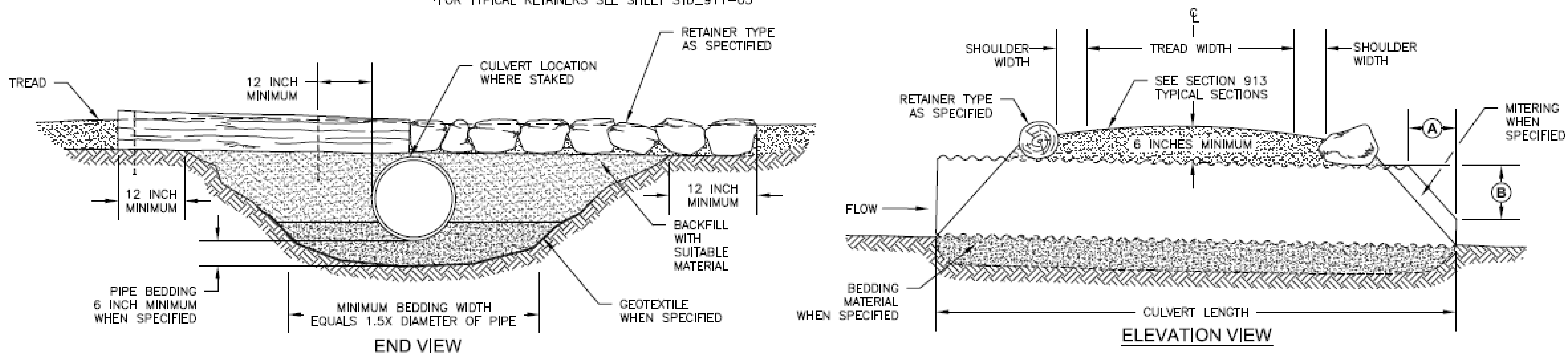
REVISION DATE **05/23/24**
 NOT TO SCALE

DRAWING NO. **STD_918-10**
 SHEET **21** OF **24**

STANDARD CULVERT

TYPICAL ID	GEOTEXTILE TYPE	BEDDING		CULVERT		RETAINER*	COMMENTS
		TYPE	TYPE	MITERING		TYPE	
				(A)	(B)		
SCV-1		B	C			R	

N/A WHEN NOT APPLICABLE
 *FOR TYPICAL RETAINERS SEE SHEET STD_911-03



CULVERT TYPE

TYPE	MATERIAL	COMMENTS
C1	CMP - GALV	
C2	HDPE	
C3	PLASTIC	
C4	ALUMINUM	
C5	CONCRETE	
C6		

- NOTE:
1. COMPACT BACKFILL IN 6 INCH LIFTS UNTIL NO VISUAL DISPLACEMENT.
 2. NO ROCKS LARGER THAN 1 1/2 INCHES WITHIN 12 INCHES OF PIPE.

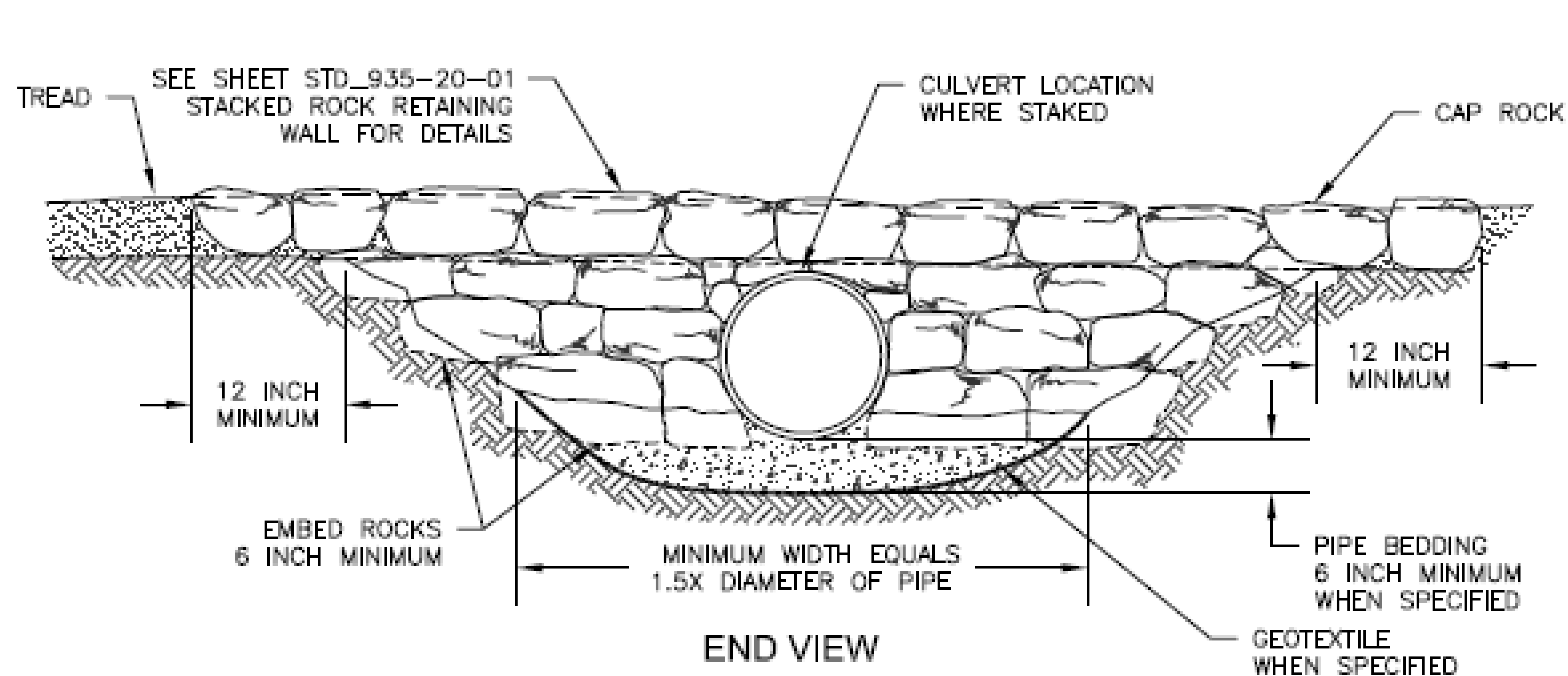
BEDDING MATERIAL TYPE

TYPE	MATERIAL	GRADATION	COMMENTS
B1	PITRUN		
B2	AGGREGATE		
B3			

STANDARD CULVERT WITH HEADWALLS

TYPICAL ID	GEOTEXTILE TYPE	BEDDING	CULVERT	HEADWALL		COMMENTS
		TYPE	TYPE	MINIMUM ROCK SIZE	MAXIMUM ROCK SIZE	
CVH-1		B	C			

N/A WHEN NOT APPLICABLE

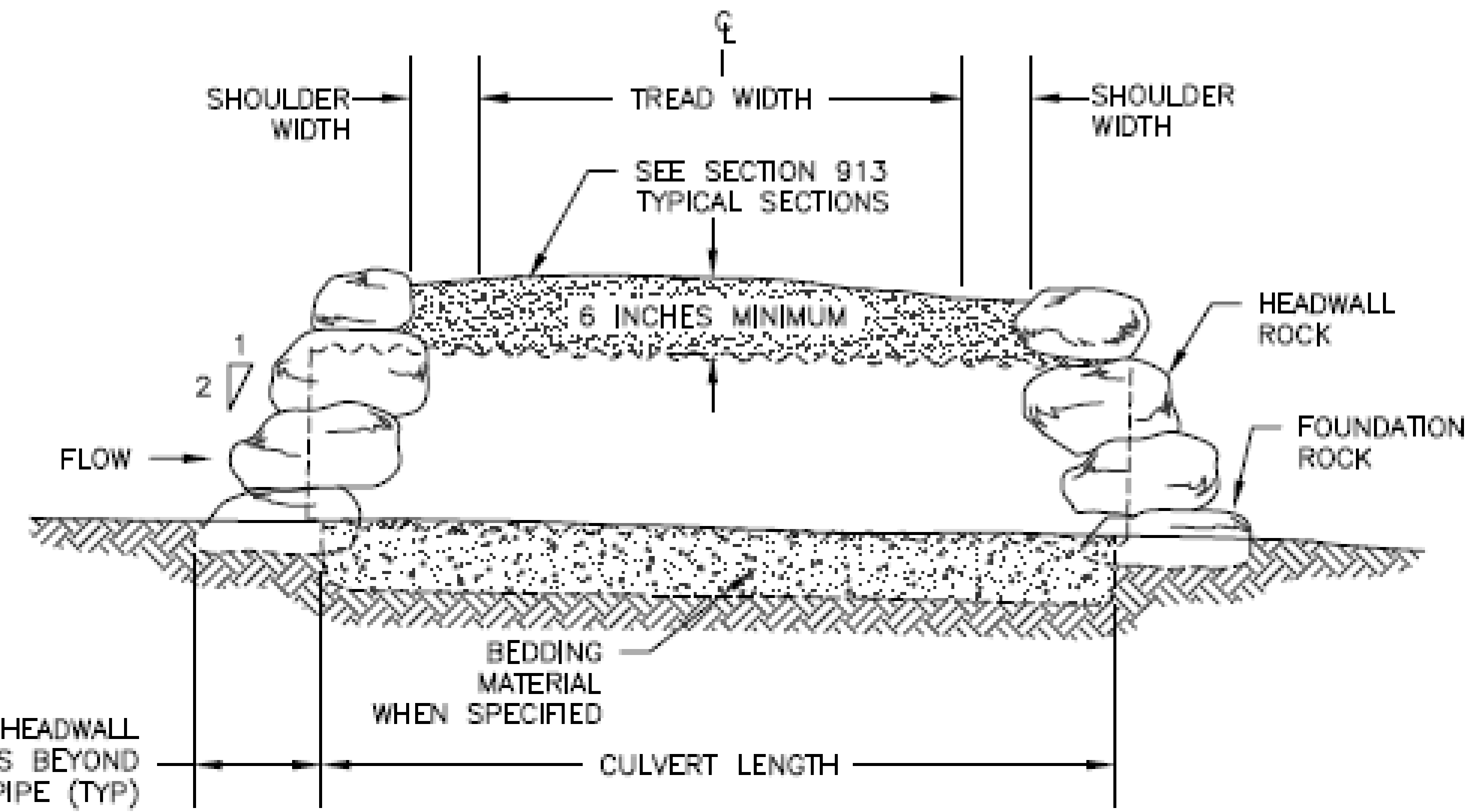


END VIEW

CULVERT TYPE

TYPE	MATERIAL	COMMENTS
C1	CMP - GALV	
C2	HDPE	
C3	PLASTIC	
C4	ALUMINUM	
C5	CONCRETE	
C6		

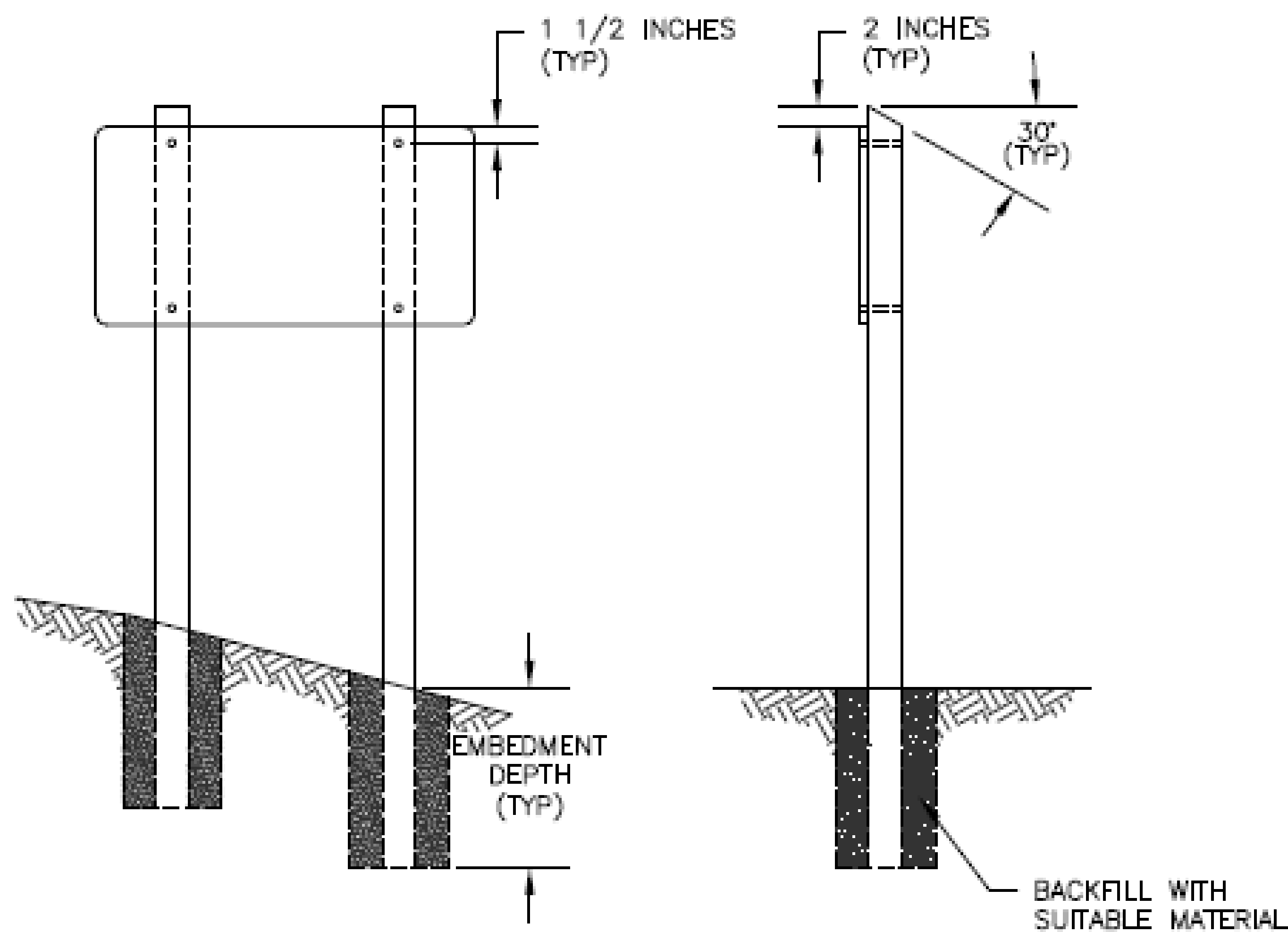
- NOTE:
1. COMPACT BACKFILL IN 6 INCH LIFTS UNTIL NO VISUAL DISPLACEMENT.
 2. NO ROCKS LARGER THAN 1 1/2 INCHES WITHIN 12 INCHES OF PIPE.



ELEVATION VIEW

BEDDING MATERIAL TYPE

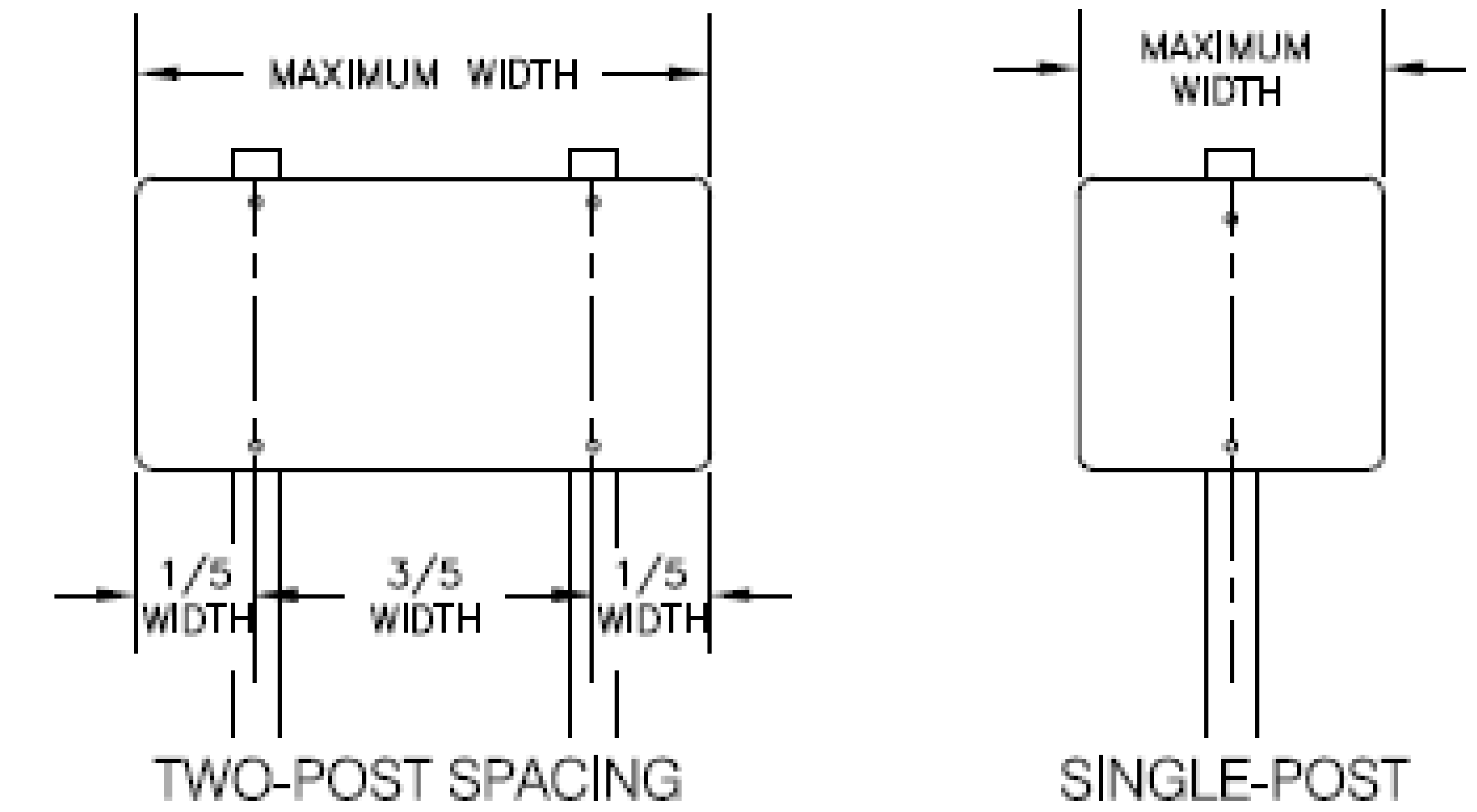
TYPE	MATERIAL	GRADATION	COMMENTS
B1	PITRUN		
B2	AGGREGATE		
B3			



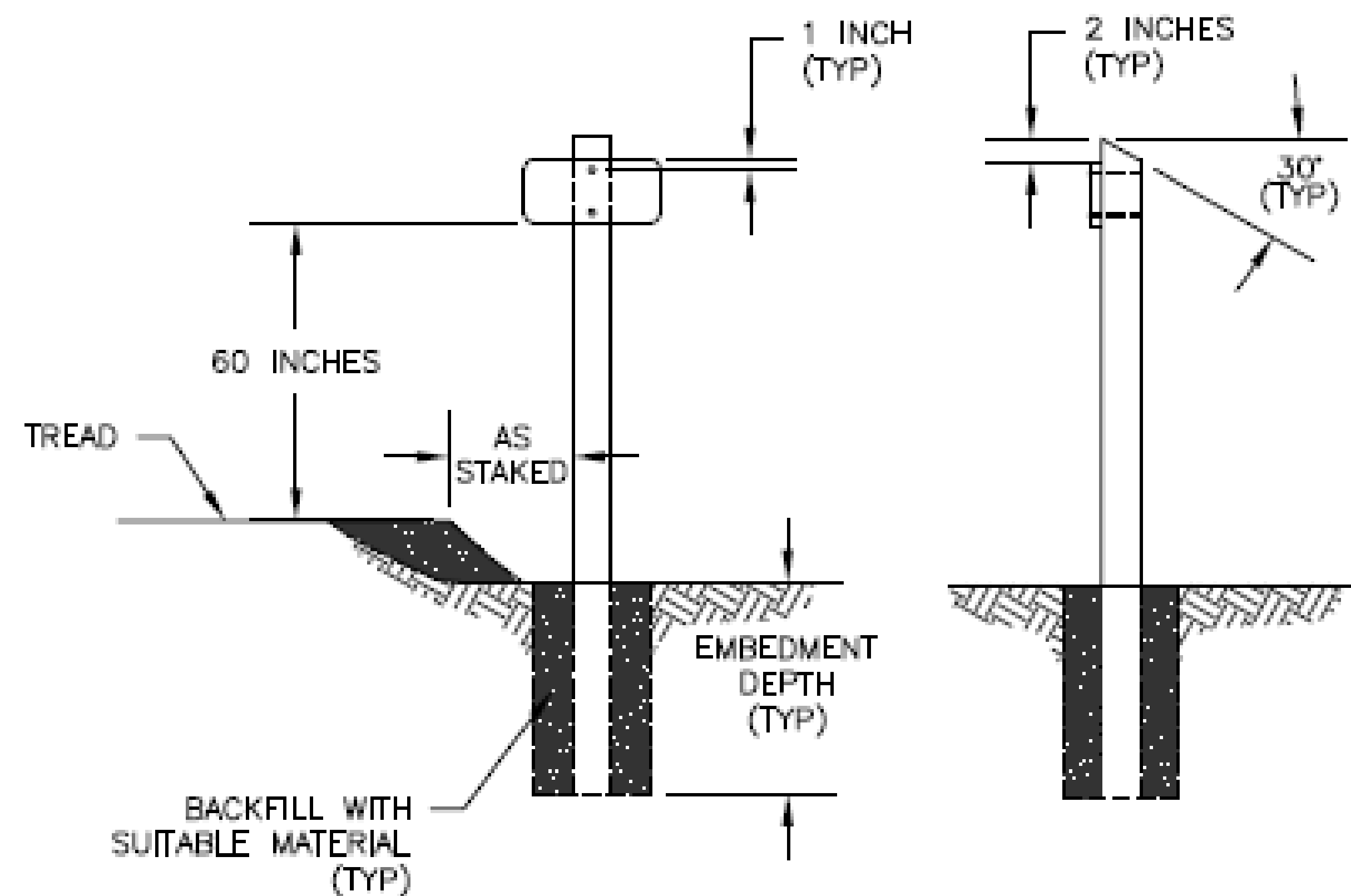
WOOD SIGN POST SPACING AND SIZE REQUIREMENTS

POST SIZE (IN)	SINGLE POST		TWO-POST		MINIMUM EMBEDMENT DEPTH (FT)
	MAX SIGN WIDTH (IN)	MAX SIGN AREA (SQ.FT)	MAX SIGN WIDTH (IN)	MAX SIGN AREA (SQ.FT)	
4 X 4	*48	10	72	20	3
4 X 6	48	20	72	50	4
6 X 6	48	20	96	95	4

*THE MAXIMUM WIDTH IS 36 INCHES FOR DIAMOND-SHAPED SIGNS.



GUIDLINES FOR WOOD SIGN POSTS



SIGN AND POST INSTALLATION

NOTES:

1. REFER TO "EM-7100-15 SIGN AND POSTER GUIDELINES FOR THE FS" FOR SIGN SPECIFICATIONS, MATERIALS, AND PLACEMENT.
2. POST SPACING APPLIES TO BOTH WOOD AND STEEL POSTS.
3. FOR SIZES OF STEEL POSTS, REFER TO EM 7100-15.
4. ALL HARDWARE SHALL BE ALUMINUM OR GALVANIZED.
5. LAG SCREW FASTENERS REQUIRE LEAD HOLES IN POSTS AND SHALL BE DRILLED PRIOR TO INSTALLATION.
6. BOLT HOLES IN POSTS TO BE 1/16 INCH LARGER (MAXIMUM) LARGER THAN THE BOLT HOLE REQUIREMENT.
7. SIGN AND MARKER POSTS ONLY SHALL BE TREATED WITH CCA (CHROMATED COPPER ARSENATE) FOR UC4A GROUND CONTACT FOR GENERAL USE.
8. COMPACT BACKFILL IN 6 INCH LIFTS UNTIL NO VISUAL DISPLACEMENT.



Village of New Minas
Commission Meeting
July 8, 2024 @ 7:00 PM
Commission Room, LMCC
New Minas, Nova Scotia
AGENDA

10. Committee Reports

JOINT ACCESSIBILITY ADVISORY COMMITTEE

Wednesday, June 12th, 2024

Draft Minutes

Meeting, Date and Time

A meeting of the Joint Accessibility Advisory Committee (JAAC) was held on Wednesday, June 12th, 2024, on Microsoft Teams.

Attending

JAAC Members

Mary Fox – Citizen Member (Chair)
Doug Ralph – Citizen Member (Vice Chair)
Councillor Lexi Burgess – District 2
Alan Price – Citizen Member: West
Andy Nette – Commissioner, Village of Port Williams
Andy Vermeulen – Commissioner, Village of Canning
Crystal McCormack – Citizen Member: Central
John DeCoste – Commissioner, Village of Aylesford
Michael Keith – Commissioner, Village of Cornwallis Square
Mike Bishop – Commissioner, Village of Kingston
Ryan Hutt- Citizen Member
Shelley Hopkins – Citizen Member

Municipal Staff

Katie MacArthur – Accessibility Coordinator
Terry Brown – Manager of Inspection & Enforcement Division
Haley Hutt – Recording Secretary

Regrets

Robert Sealby – Commissioner, Village of Greenwood
Quentin Hill – Commissioner, Village of New Minas
Don Nauss – Citizen Member

- Absent** Dino Wamboldt – Citizen Member: East
Shawn Fevens – Recreation Coordinator
- 1. Call to Order** Mary Fox, Chair, called the meeting to order at 7:00 p.m.
 - 2. Roll Call** Roll call was taken.
 - 3. Amendments to the Agenda** None
 - 4. Approval of the Agenda** **On motion of Councillor Burgess and Mr. Price, that the Joint Accessibility Advisory Committee approve the June 12 2024 agenda as circulated.**
The question was called on the motion. Motion carried.
 - 5. Disclosure of Conflict of Interest Issues** There were no conflict of interest issues disclosed.
 - 6. Approval of Minutes**
 - a. March 13 2024** **On motion of Councillor Burgess and Mr. Price that the minutes of the Joint Accessibility Advisory Committee meeting held on March 13, 2024, be approved as circulated.**
The question was called on the motion. Motion carried.
 - 7. Business Arising from the Minutes** There was no business arising from the minutes.
 - 8. Business**
 - a. Access Awareness Week** Katie MacArthur, Accessibility Coordinator gave a recap of events held during Access Awareness Week. She

shared some photos from the flag raising and proclamation event held at the Municipality. Ms. MacArthur shared two upcoming events; Disability Employment Awareness Month is October, and International Day for Persons with Disabilities is December 3rd. Events to come.

- b. Grants** Ms. MacArthur shared some open grants that are currently available.
- c. Community Partnerships** Ms. MacArthur spoke to some supports for the business and non-profit community. She has meetings set up with multiple groups to find out what is needed for support.
- d. Municipal Accommodations Program** Ms. MacArthur shared the new Municipal Accommodations Program. Staff training has been completed and all meetings are now offering accommodations. Requests can be made through the [website](#) or by contacting staff.
- e. Engagement Plan** Ms. MacArthur gave an overview of the engagement plan, and how to engage with the community with Accessibility Plan Update.
- f. Joint Accessibility Plan Update** Ms. MacArthur shared the draft of the Accessibility plan update and collected feedback from the Committee.
- g. Monitoring and Evaluation Tool** Ms. MacArthur spoke to the Monitoring and Evaluation Tool and its use.
- h. Built Environment Update** Built environment standard is on track to be released in August. Ms. MacArthur also shared the Accessibility Standards [website](#).
- i. Accessibility/ Diversity Joint Meeting** Ms. MacArthur noted that the next quarterly JAAC meeting will be a joint meeting with the Diversity Committee, to continue to work that is overlapping.

**j. Accessibility
Coordinator
quarterly report**

Ms. MacArthur shared her quarterly report which can be found in the agenda [package](#).

9. Other Business

There was no other business arising.

10.Roundtable

Mary Fox spoke to the collaborative partnership network of provincially funded employment service providers, and there used to be a provincial award that was awarded every year. The award had gone away but is being reintroduced this year at a conference on December 3rd 2024.

Doug Ralph spoke about the announcement of a Provincial Autism Action Plan which is the first of its kind. Work beginning in Fall of 2024.

Shelley Hopkins noted that June 28th 11-2:30 is the annual FlowerCart BBQ. Ms. Hopkins also noted on June 22nd at Oakdene Park 11:30-1 the Kings Special Olympics Soccer team will be playing.

Terry Brown highlighted the work that the Municipality and partners have done to date on making Kings County more accessible.

Mary Fox gave a shoutout to the EDGE program, for designing a float for the Apple Blossom parade and they won Community Float. She also noted their work in Oakdene Park.

11.Correspondence

There was no new correspondence.

12. Public Comments

There were no members of the public in attendance.

13.Date of Next Meeting

The next meeting will be held with the Diversity Kings County Committee on Wednesday, September 11, 2024 at 7:00 p.m. in Council Chambers

14. Adjournment

There being no further business, on motion of Commissioner Keith and Councillor Burgess, the meeting adjourned at 8:20 p.m.

**Approved by:
Joint Accessibility Advisory Committee**

Day/Month/Year

DRAFT



Village of New Minas
Commission Meeting
July 8, 2024 @ 7:00 PM
Commission Room, LMCC
New Minas, Nova Scotia
AGENDA

11. Staff Reports

Information Report (Agenda Item 11.a.)

To: Village Commission

By: Tim Bouter, Clerk Treasurer/CAO

Meeting Date: July 8, 2024

Subject: Monthly Report — Clerk Treasurer/CAO



Monthly Report — Clerk Treasurer/CAO

Summary:

The Village held its Annual General Meeting on June 25th. This included a presentation of the approved Financial Statements for the Year Ending March 31, 2024, a presentation of the 2024/25 budget, and annual reports for the Village and New Minas Volunteer Fire Department.

The Village election took place on June 26. In total, 171 ballots were cast out of 3,608 electors. The final election results are as follows:

- Chaulk, Dave — 91
- Hill, Quentin — 115
- Sappington, Christina — 83

AIM Network is working on the final stages of the Village’s asset management plan. Preliminary results indicate that more money will need to be put into reserves on an annual basis for the future replacement of underground water and sewer infrastructure.

As a final note, I will be out of the office on vacation from August 1 to 16, returning on August 19. I will inform staff and the Commission who will be acting as the Clerk Treasurer/CAO during this time.

Highlights of the Past Month:

- Approval of Financial Statements for Year Ending March 31, 2024
- Village Commission Election was held on June 26

Regularly Scheduled Meetings:

In the past month, I attended the following regularly scheduled meetings:

- Collective meetings with Department Heads (weekly on Tuesdays)
- Individual meetings with Department Heads (weekly)
- Village Commission (June 10)
- Village AGM (June 25)
- Monthly Meeting with Kevin Davison (June 25)

Other Notable Meetings:

- Village Asset Management (June 20 & 27)

Information Report (Agenda Item 11.a.)

To: Village Commission

By: Tim Bouter, Clerk Treasurer/CAO

Meeting Date: July 8, 2024

Subject: Monthly Report — Clerk Treasurer/CAO



Professional Development:

- Volunteering as a mentor for Engineers Nova Scotia
- PMP training — ongoing
- JCCD Meeting (June 6)

Outlook for Next Month:

The planned focus for the next month will be as follows:

- Commission and Committee meetings
- Department Head meetings (collective and individual)
- Capital Projects
- Finance:
 - Bank reconciliations
 - Accounts payable
 - Invoicing and receivables
 - Payroll (bi-weekly)

Sincerely,

A handwritten signature in black ink that reads "Tim B".

Tim Bouter, P. Eng.

Clerk Treasurer/Chief Administrative Officer
t 902-681-0430 | e timb@newminas.com

Village of New Minas
9489 Commercial Street
New Minas, NS B4N 3G3
newminas.com

Information Report (Agenda Item 11.b.)

To: Village Commission

By: Gerard Hamilton, Manager of Municipal Operations

Meeting Date: July 8, 2024

Subject: Monthly Report — Manager of Municipal Operations



Monthly Report — Manager of Municipal Operations

Summary:

Summertime activities are in full force at the Lockhart and Ryan Park. Staff have been busy mowing village stations, working on sewer and water infrastructure. The butterfly way garden has been planted at the front berm of the Lockhart and Ryan Park. A new revamped style of stage was used at the Canada Day Celebrations. I have been experiencing more inquiries about water and sewer access for parcels of land that are available in New Minas.

Current Task/Projects:

- Repairing cuts in roads made by previous water leaks.
- Mowing ongoing
- Pump repair maintenance at Canaan pumping station
- Sewer cleaning complete
- The sewer lift pump at Lockhart and Ryan Park malfunctioned during Canada Day Celebrations. Portable washroom facilities were made available. Pump inspection revealed electrical issues.
- Ballfield lights in the process of being replaced.
- The splash pad requires a new control board. As soon as pricing is received, procurement be taking place.

Long-Term Projects:

- No new updates

Meetings:

- Weekly Managers meeting
- Met with several developers to discuss water and sewer availability to areas of New Minas

Professional Development:

- No new updates

Outlook for Next Month:

- Continuation of mowing
- Planters and gardens maintenance
- Working on the Founding Fathers project
- Daily operations

Information Report (Agenda Item 11.c.)

To: Village Commission

By: Shelly Palmer, Manager of Finance

Meeting Date: July 8, 2024

Subject: Monthly Report — Manager of Finance



Monthly Report — Manager of Finance

Summary:

The Finance Department completed several milestones in June, with Q1, Water Utility Billing, Election and 2024/25 Audit. July is a busy month, processing water and tax, Summer Day Camp eCommerce and over the counter payments, along with staff vacations.

Current Tasks/Projects:

- All April’s bank reconciliations are completed. May’s bank reconciliation will hopefully be completed within the next few days.
- Fourth Quarter Due to/from and HST, payment was received.
- 2024/25 Audit is complete, just waiting on the paperwork to enter the requested Journal Entries to close 2023/24.

Budget Update:

Property Taxes	Budgeted	Collected Year to Date June 30
• Residential	\$1,342,749	\$406,918.63
• Commercial	\$980,142	\$238,320.19
• Resource	\$8,270	\$994.55
Sewer	Budgeted	Collected Year to Date June 30
• Usage Charges	\$780,000	\$173,202.45
Water	Budgeted	Collected Year to Date June 30
• Metered Sales	\$845,000	\$149,654.09
• Sprinkler Service	\$4,925	\$1,206.56

Professional Development Summary:

- None currently.

Outlook for Next Month:

- Bank reconciliations
- Accounts payable
- Invoicing and receivables
- Payroll (bi-weekly)



Village of New Minas
Commission Meeting
July 8, 2024 @ 7:00 PM
Commission Room, LMCC
New Minas, Nova Scotia
AGENDA

12. New Business

Draft Proposed

Built Environment Accessibility Standard Package

Disclaimer

This is a draft document for the purpose of review and comment only. This is not law and is subject to change; it should not be used for reference purposes.



Contents

- Introduction.....2**
- Background3**
- Guiding Principles4**
 - Nothing About Us Without Us.....4
 - Intersectionality4
 - Universal Design.....4
 - Human Rights4
- A Note on Language5**
- Proposed Built Environment Accessibility Standard Regulations.....6**
 - Scope6
 - Components6
 - Application7
 - Compliance & Enforcement.....7
 - Review8
 - Providing Feedback8
 - Next Steps.....8



Introduction

This draft proposed standard aims to remove and prevent barriers in the built environment for persons with disabilities. Accessibility standards are a key part of the Government of Nova Scotia's goal of an accessible province by 2030.

This is a draft proposed accessibility standard for the built environment. It has been developed by Government of Nova Scotia using the recommendations of people with disabilities and subject matter experts.

This is a draft document for the purpose of review and comment only. This draft is not law and is subject to change; it should not be used for reference purposes.

Background

Nova Scotia's *Accessibility Act*, enacted in 2017, recognizes accessibility as a human right and sets a goal of an accessible Nova Scotia by 2030. It enables Government to develop accessibility standards in six areas, including the built environment.

Under the *Accessibility Act* the Accessibility Advisory Board (Board) makes recommendations to Government on accessibility standards. In March 2019, the Board established its Built Environment Standard Development Committee (Committee) to assist with this work.

Committee members represented people with disabilities, representatives from organizations representing people with disabilities, representatives from sectors impacted by the standard, and representatives from government departments from across the province. A minimum of 50% of committee members identified as or represented people with disabilities to ensure significant and meaningful First Voice representation. The committee researched, deliberated, and consulted with the community regarding its recommendations to the Board on the content and implementation of accessibility standard in the Built Environment.

The committee submitted recommendations in two phases. Phase 1 recommendations were submitted to Minister of Justice in 2020, and Phase 2 recommendations were submitted in 2021. For more information, visit Recommendations for an accessibility standard in the built environment.

Guiding Principles

These principles represent the values and behaviours that have guided the development of the drafting of this standard and will continue to guide the work of finalizing and implementing the standard and associated work.

Nothing About Us Without Us

First Voice input and insights inform the development of this standard. Input of persons with disabilities occurs throughout the process, beginning with people with disabilities forming the majority of the Standard Development Committee. People with a wide range of types of disabilities were included throughout the process.

Intersectionality

Work to develop this standard is approached with an intersectional lens. This means that consideration is given to how disability interacts with other parts of a person's identity or circumstance. This includes considerations of how disability interacts with race, ethnicity, gender, sexual orientation, socioeconomic status, etc.

Universal Design

Development of this proposed standard used the principles of universal design. Universal design aims to design the built environment so that it can be accessed and used to the greatest extent possible by all people regardless of disability, age, or other factors. Everyone benefits from a built environment that is accessible.

Human Rights

Accessibility is a human right. This proposed standard strives to make sure all Nova Scotians can fully and meaningfully take part in society.



A Note on Language

Language to describe people is complex and changes over time. The ways an individual identifies may be deeply personal. In this proposed standard, you will find reference to persons with disabilities. The *Accessibility Act* defines disability as “a physical, mental, intellectual, learning or sensory impairment, including an episodic disability, that, in interaction with a barrier, hinders an individual’s full and effective participation in society”. While this language is not perfect, our intent in this work is to be inclusive, accessible, and respectful.

Proposed Built Environment Accessibility Standard Regulations

1. Scope

The built environment includes human-made spaces in which people live, work, learn, and play. This includes inside and outside of buildings as well as outdoor spaces such as trails, parks, and beaches.

The proposed standard and associated work is in response to the Accessibility Advisory Board's standard recommendations, which covered nine categories:

1. Site selection
2. Exteriors
3. Accessible Parking
4. Interiors
5. Emergency Systems
6. Housing
7. Wayfinding and Signage
8. Parks and Recreation
9. Schools and Public Libraries

2. Components

The Accessibility Advisory Board made standard recommendations for a variety of policy instruments. This included recommendations for accessibility standard regulations to be enacted under the *Accessibility Act*, recommendations for amendments to the *Nova Scotia Building Code Regulations*, and recommendations for guidelines.

The proposed standard work is now being shared with Nova Scotians for public comment and includes the following components:

Built Environment Accessibility Standard Regulations are laws that outline rights and create duties, obligations, and responsibilities for the organizations that are affected by them. Regulations relating to matters outside of the scope of the Building Code will be found in the Built Environment Accessibility Standard Regulations under the *Accessibility Act*.

Building Code Amendments are changes to the *Nova Scotia Building Code Regulations*.

Fire Code Amendments are amendments to the *Nova Scotia Fire Safety Regulations*.

Government Actions are actions Government will take to advance accessibility in the built environment.

Guidelines are non-mandatory guidance for organizations to make the built environment accessible.

The proposed accessibility standard regulations as well as associated work including guidelines and proposed changes to the *Nova Scotia Building Code Regulations* are being shared with Nova Scotians for public comment.

3. Application

The proposed Built Environment Accessibility Standard mostly applies to new construction and redevelopments. It aims to *prevent* new barriers from being created in the built environment. Many organizations may choose to go beyond the minimum requirements of the accessibility standard.

Government of Nova Scotia has committed to leading by example in accessibility and has made commitments in its accessibility plan to address accessibility barriers in existing infrastructure. For more information, visit [Government of Nova Scotia 2022-2025 Accessibility Plan](#).

Component	Application
Built Environment Accessibility Standard Regulations	<ul style="list-style-type: none"> Apply to Government of Nova Scotia, Prescribed Public Sector Bodies, and other organizations prescribed by the Regulations
<i>Nova Scotia Building Code Regulations</i>	<ul style="list-style-type: none"> Apply to design and construction of new buildings Apply to alteration, reconstruction, demolition, and relocation of existing buildings Apply to work necessary to correct unsafe conditions in existing buildings
Fire Safety Regulations	<ul style="list-style-type: none"> Apply to the construction, intended use, demolition, condition, and protection of buildings and facilities.
Government Actions	<ul style="list-style-type: none"> Apply to Government of Nova Scotia
Accessibility Guidelines	<ul style="list-style-type: none"> May be adopted by any organization

4. Compliance & Enforcement

Once the Built Environment Accessibility Standard Regulations are enacted, they become law. The target for enactment of the Built Environment Accessibility Standard Regulations is early 2024. It is proposed that these regulations would become effective in 2026. This would allow time for organizations to become aware of the new requirements and to incorporate the requirements into their plans and budgets for infrastructure.

Note: The *Nova Scotia Building Code Regulations* follow a separate enforcement process. Once a new set of *Nova Scotia Building Code Regulations* is released, all new building permits would be required to meet the updated Building Code requirements.

Exemptions

The Built Environment Accessibility Standard Regulations do not allow for exemptions unless stated in the regulation.

Partial Compliance

The Built Environment Accessibility Standard Regulations do not allow for partial compliance unless stated in the regulation.

5. Review

The *Accessibility Act* requires a review of the effectiveness of the Act and accessibility standards every five years. Amendments to accessibility standards may be considered after each review or in between review periods if approved by the Governor-in-Council.

Accessibility guidelines may be modified from time to time and published by the Accessibility Directorate.

The *Nova Scotia Building Code Regulations* are modified by Ministerial Order from time to time. Any modifications first require giving sufficient notice to municipalities and the public about the changes.

6. Providing Feedback

To provide feedback, visit novascotia.ca/built-environment-public-review.

7. Next Steps

After this public review period, the feedback will be compiled and analyzed. Other jurisdictions are also developing accessibility standards for the built environment. We will continue to review and consider the work of other jurisdictions, including that of Accessibility Standards Canada, as we finalize this standard.

The *Accessibility Act* requires that the feedback be shared with the Accessibility Advisory Board. The Minister of Justice will then consider whether any changes should be made to the proposed Built Environment Accessibility Standard Regulations. Once the standard is finalized, the Minister of Justice will recommend to the Governor-in-Council that it be approved as regulation.

Accessibility standards in other areas are being developed to support the goal of making Nova Scotia accessible. If you would like to learn more, visit the Nova Scotia Accessibility Directorate's website at novascotia.ca/accessibility.

Regulations

DRAFT Built Environment Standard Regulations under the *Accessibility Act*

1. Scope and Application

1.1 General

- a) These regulations apply to the maintenance, design, construction, alteration, reconstruction, and use of the built environment.
- b) Except as otherwise specified, these regulations apply to aspects of the built environment that are newly constructed or redeveloped on or after April 1, 2026.
- c) Where any aspect of the built environment that is the subject of these regulations is redeveloped, these regulations apply to the parts of the built environment that are redeveloped.

1.2. Inclusions

These regulations apply to:

- a) aspects of the built environment including indoor and outdoor spaces
- b) aspects of the built environment that are not within the scope of the *Nova Scotia Building Code Regulations*

1.3. Exclusions

These regulations do not apply to:

- a) federally regulated infrastructure (e.g., national parks, federal courts and tribunals, airports, federally regulated businesses such as banks, etc.)
- b) aspects of the built environment that are governed by the *Nova Scotia Building Code Regulations*
- c) aspects of the built environment that are governed by the *Nova Scotia Fire Code Regulations*

2. Definitions

“Accessible Pedestrian Signals” are devices used to allow pedestrians with visual disabilities to use the ‘walk’ and ‘don’t walk’ signals when they are attempting to cross a street.

“barrier-free path of travel” means a pedestrian path of travel that is free of barriers and usable by persons with disabilities.

“beach access routes” means routes that are constructed and are intended for pedestrian use by the public and that provide access from off-street parking facilities, recreational trails, exterior paths of travel and amenities to an area of a beach that is intended for recreational use by the public.

“cane detectable” means any object or a change in surface texture that falls within the detection range of a long white cane.

“clear floor space” means the amount of unobstructed floor or ground space required to accommodate a single stationary user with a mobility device / aid, such as wheelchairs, scooters, canes, crutches and walkers.

“colour contrast” means a significant contrast in colour between the foreground and the background of an element.

“CSA B651” means the 2023 Canadian Standards Association’s “Accessible design for the built environment”.

“Dynamic Symbol of Access” means an accessibility symbol, which depicts a person in motion who is seated in a wheelchair and leaning forward with a sense of movement.

“Emergency Evacuation Plan” means a plan to address the needs of persons with disabilities who are not able to independently evacuate the building in the case of an emergency.

“frontcountry campground” means a campground, or portion of a campground, that offers campsites that are primarily accessed by vehicle.

“highway” means

- a) a public street, highway, sidewalk, lane, road or alley;
- b) a part of a public park, a beach or other public property that is accessible to the public for driving motor vehicles and not solely for driving off-highway vehicles; or
- c) privately owned property that is designed to be and is accessible to the public for driving motor vehicles and not solely for driving off-highway vehicles.

“illumination” means the combined amount and intensity of lighting provided, as measured in lux.

“lux” means the metric measurement for light intensity or illumination.

“Nova Scotia Building Code” means the regulations made under the *Nova Scotia Building Code Act*, as amended from time to time.

“on-street parking” means parking spaces located on highways that provide direct access to shops, offices and other facilities whether or not the payment of a fee is charged.

“outdoor play spaces” means a public area that includes play equipment, such as swings, or features such as logs, rocks, sand or water, where the equipment or features are designed and placed to provide play opportunities and experiences for children and caregivers.

“outdoor public eating area” means an area that is specifically intended for use by the public as a place to consume food, including public parks, hospital grounds, university campuses.

“parking areas” means open area parking lots not associated with a building that are intended for the temporary parking of vehicles by the public, whether or not the payment of a fee is charged.

“pedestrian ramp” means a sloped surface that allows people to move safely and efficiently between vehicular and pedestrian routes, but does not include driveways.

“prescribed public sector bodies” means an entity designated under the Accessibility General Regulations, as amended from time to time.

“multi-purpose recreation centre” means any building that is open to the public for an active recreational purpose and includes at least two of the following:

- (a) a gymnasium;**
- (b) a pool;**
- (c) an ice pad;**
- (d) a track;**
- (e) a racket sport court;**
- (f) a fitness room;**
- (g) a community gathering room.**

“recreational trail” means public shared use trails that are intended for recreational and leisure purposes that are managed or operated by Government or a prescribed public sector body, a registered not-for-profit organization that develops trails, or an incorporated trail group.

“redeveloped” means significant alterations to the built environment but does not include maintenance activities.

“slip resistant” means a surface that provides sufficient frictional counterforce to the forces exerted in walking to permit safe ambulation.

“specified geographic region” means a defined area that is determined after giving consideration to:

- (a) population base;
- (b) geographic nature of the land;
- (c) existing infrastructure, including access to public transportation; and
- (d) distance Nova Scotians will have to travel from their primary residence to an accessible trail, park, beach access route and public outdoor play space.

“tactile walking surface indicator” means a standardized surface using truncated domes that are detectable by cane or foot to assist persons with low vision or blindness by signalling the need for caution at a change in elevation, a vehicular route, or other obstruction.

“Temporary Workplace Traffic Control Manual” means the manual published by the Department of Public Works and amended from time to time.

“traffic barrier” means an obstruction used to minimize the frequency and severity of accidents involving pedestrians leaving the sidewalk into vehicular traffic.

3. Site Selection Accessibility Criteria

When Government or a prescribed public sector body is evaluating new sites for outdoor spaces and buildings primarily designed for public use, they must ensure the following accessibility criteria are considered:

- (a) availability of public transportation;
- (b) sidewalk access;
- (c) availability of accessible on-site parking;
- (d) safe drop off locations; and
- (e) proximity to community and clientele that the space or building is intended to serve.

4. Accessible Entrance Illumination

Where an accessible entrance is provided, the path leading to the entrance must provide illumination with an average light level of 50 lux, with no area less than 10 lux.

5. Plans for Accessible Entrance

- (1) Where an accessible entrance is provided, owners and operators must have a plan in place to ensure accessible entrances remain free from physical obstruction.
- (2) The plan referred to in subsection (1) must be made available to the public upon request.

6. Exterior Stairs, not associated with a building

Exterior stairs, not associated with a building, that are connected to a barrier free path of travel and are intended to serve a functional purpose must have:

- (a) uniform risers and runs in any one flight;
- (b) tread surface finish that is slip resistant;
- (c) a rise between successive treads must be between 125 mm and 180 mm;
- (d) a run between successive steps must be between 280 mm and 355 mm;
- (e) closed risers;
- (f) tread nosing projection of a maximum of 38 mm, with no abrupt undersides;
- (g) high tonal contrast markings that extend the full tread width of the leading edge of each step;
- (h) tactile walking surface indicators that are built in or applied to the walking surface, and the tactile walking surface indicators must:
 - (i) have raised tactile profiles,
 - (ii) have a high tonal contrast with the adjacent surface,
 - (iii) be located at the top of all flights of stairs, and
 - (iv) extend the full tread width to a minimum depth of 610 mm commencing one tread depth from the edge of the stair;
- (i) handrails included on both sides of stairs and comply with the requirements related to handrails set out in Nova Scotia Building Code 9.39.2.3; and
- (j) a guard that is not less than 920 mm, measured vertically to the top of the guard from a line drawn through the outside edges of the stair nosings and 1070 mm around the landings and is required on each side of a stairway where the difference in elevation between ground level and the top of the stair is more than 600 mm but, where there is a wall, a guard is not required on that side.

7. Parking areas not associated with a building

- (1) Parking areas, not associated with a building, must include parking stalls for use by persons with disabilities as designated by the following table:

Number of Parking Stalls	Number of Designated Accessible Stalls Required
2–15	1
16–45	2
46–100	3
101–200	4
201–300	5
301–400	6
401–500	7
501–900	8
901–1300	9
1301–1700	10
each increment of up to 400 stalls in excess of 1700	one additional space

- (2) Specifications of accessible parking stalls for use by persons with disabilities must:
- (a) not be less than 2600 mm wide;
 - (b) include an access aisle not less than 2000 mm wide and if more than one parking space is provided for persons with disabilities, a single access aisle can serve two adjacent parking stalls;
 - (c) not be less than 7500 mm long for parallel parking stalls;
 - (d) have a firm, slip resistant and level surface of asphalt, concrete, or compacted gravel;
 - (e) be clearly marked as accessible parking by using the International Symbol of Access or the Dynamic Symbol of Access; and
 - (f) be identified by a sign located not less than 1500 mm above ground level.

- (3) All accessible parking stalls must be designed to include a barrier-free path of travel extending to the entrance of the parking area and include:
 - (a) vertical signage that is colour contrast at all areas where a pedestrian crosses traffic;
 - (b) illumination with an average light level of 50 lux, with no area less than 10 lux.
 - (c) a pedestrian ramp, where applicable, including tactile surfaces and colour contrast;
 - (d) pavement markings, where applicable; and
 - (e) pedestrian ramps, where applicable.
- (4) The requirements of this section do not apply to the types of parking areas that are used exclusively for one of the following:
 - (a) buses;
 - (b) delivery vehicles;
 - (c) law enforcement vehicles;
 - (d) medical transportation vehicles, such as ambulances;
 - (e) impounded vehicles; or
 - (f) used as a carpool lot.

8. Maintenance of Parking Areas

- (1) All organizations having control of parking areas, whether attached to a building or not, must establish a regular maintenance plan that addresses the maintenance of the accessibility features of the parking area.
- (2) A maintenance plan must address the following:
 - (a) painting of accessibility symbols;
 - (b) painting of parking space lines;
 - (c) maintenance of surface area; and
 - (d) maintenance of accessibility signage throughout the parking area.
- (3) The plan referred to in subsection (1) must be made available to the public upon request.

9. On-street Parking

- (1) Government or a prescribed public sector body responsible for on-street parking must consult with persons with disabilities on the need, location, and design of accessible on-street parking spaces.
- (2) All accessible on-street parking spaces located next to a curb must include a pedestrian ramp and a barrier-free path of travel to the sidewalk.
- (3) Pedestrian ramps required in subsection (2) must include tactile walking surface indicators and colour contrast.

10. Sidewalks

Government and prescribed public sector bodies must comply with the following design specifications for sidewalks:

- (a) Geometric Design Guide for Canadian Roads published by the Transportation Association of Canada, as amended from time to time; and
- (b) CSA B651 standard section 8.3.5. respecting “Alignment of pedestrian crossing components”.

11. Temporary Sidewalks

- (1) This section applies to all temporary sidewalks, including those that are installed to accommodate sidewalk cafés, restaurant patios, and construction zones.
- (2) Temporary sidewalks must:
 - (a) have a firm and level surface;
 - (b) be slip resistant;
 - (c) not impede pedestrian traffic movement or safety;
 - (d) be a minimum of 1600 mm in width;
 - (e) be guarded by a traffic barrier between 0.81m and 1.05m in height at ends exposed to vehicular travel;
 - (f) incorporate reflective elements on the traffic barrier required in subclause (c);
 - (g) have a clear height of no less than 2100 mm where covered.
- (3) Where a temporary sidewalk is required as a result of construction, pedestrian signage must be installed in accordance with the Temporary Workplace Traffic Control Manual.

- (4) Where lighting is placed on a temporary sidewalk, it must not:
 - (a) interfere with any traffic signal light, control sign or device;
 - (b) obstruct or interfere with the movement of motorists or pedestrians;
 - (c) produce or cause glare to motorists, pedestrians, or neighbouring premises; or
 - (d) move or appear to move.
- (5) Where the requirements of this section cannot be achieved given the particular nature and location of a construction zone, a crosswalk to a barrier-free sidewalk must be provided before the obstruction occurs.
- (6) Where barrier-free access to the principal entrance of a property is not available as a result of a temporary sidewalk, a ramp must be provided to facilitate barrier-free access.

12. Objects in path of travel

- (1) The location and dimensions of street furniture, signage, banners, flower pots, waste receptacles, or any other objects must not impede a clear accessible path of travel for pedestrians.
- (2) A clear accessible path of travel requires objects to be cane detectable to the ground.

13. Pedestrian Signals

Government and prescribed public sector bodies having responsibility for pedestrian signals must include Accessible Pedestrian Signals where pedestrian signals are installed.

14. Snow and Ice Control

Government and prescribed public sector bodies must make their snow and ice control standards for pedestrian facilities publicly available.

15. Emergency Evacuation Plan

- (1) All buildings not required under the Nova Scotia Fire Code to have a Fire Safety Plan and all residential buildings that have 4 or more units with an occupancy of less than 11, must keep an Emergency Evacuation Plan at the principal entrance of the building.
- (2) An Emergency Evacuation Plan must:
 - (a) contain the following emergency procedures to be used in case of fire:
 - (i) notifying the fire department;
 - (ii) instructing occupants on procedures to be followed when a fire is detected;
 - (iii) evacuating occupants, including special provisions for persons with disabilities requiring assistance; and
 - (iv) confining, controlling and extinguishing the fire.

- (b) identify supervisory staff to carry out the evacuation duties; and
 - (c) identify the training of supervisory staff and other occupants in their responsibilities about the evacuation plan.
- (3) The Evacuation Plan must be reviewed by the building owner/operator at intervals not greater than 12 months to ensure that accounts for changes in the use and other characteristics of the building.

16. Placement of Defibrillators

Where defibrillators are mounted, they must:

- (a) be on a barrier-free path of travel,
- (b) be adjacent to a clear floor space of a minimum of 820 mm wide by 1390 mm long; and
- (c) be mounted no more than 1200 mm above the floor level.

17. Lockers

- (1) Multi-use recreation centres must have accessible lockers that comply with the following:
- (a) be provided along a barrier-free path of travel;
 - (b) be adjacent to a clear floor space of a minimum of 820 mm by 1390 mm in front of the locker when the locker door is open;
 - (c) have controls mounted between 400 to 1200 mm above the floor;
 - (d) be operable with one hand in a closed fist position, without requiring tight grasping, pinching with fingers or twisting of the wrist;
 - (e) be located in proximity of an accessible bench or accessible change room with a bench; and
 - (f) not allow storage on top of the locker.
- (2) For purposes of subsection (1) a minimum number of accessible lockers must be provided in accordance with the following table:

Number of lockers	Number of Designated Accessible Lockers
1-30	1
31-50	2
51-150	3
151-300	4
(for every additional 50 lockers 1)	5+

18. Pools

Outdoor and indoor swimming pools intended for public use must have:

- (a) one of the following at the shallow end of the pool:
 - (i) a sloped entry; or
 - (ii) a pool lift
- (b) visual contrast along the edge of the pool and access points; and
- (c) tactile warning indicators on the edge of pools.

19. Outdoor public eating areas

Outdoor public eating areas must meet the following requirements:

- (a) a minimum of 20 per cent of the tables provided must be accessible;
- (b) where less than five tables are provided, there must be a minimum of 1 accessible table; and
- (c) the tables referred to in subsection (1) must:
 - (i) be on a barrier-free path of travel;
 - (ii) located on a level and firm surface that extends at least 2000 mm on all sides; and
 - (iii) be equipped with knee clearance of at least of 800 mm wide x 430 mm deep x 685 mm high.

20. Benches

- (1) Where Government and prescribed public sector bodies install benches in areas intended for public use that are adjacent to a barrier-free path of travel, they must be:
 - (a) located on a firm, stable surface;
 - (b) be adjacent to a clear floor space of a minimum of 820 mm x 1390 mm to permit maneuverability;
 - (c) have a seat height between 430 mm and 485 mm from the ground; and
 - (d) be free of any sharp or abrasive edges.
- (2) Where there are more than five benches, a mix of options including benches with back rests, benches with arm rests, and benches with both must be provided.

21. Development of Plan for Accessible Outdoor Spaces

- (1) Government must develop a multiyear plan to address access to recreational trails, parks, beaches, and public outdoor play spaces in Nova Scotia.
- (2) The plan must ensure that there will be a minimum of the following in each specified geographic region by 2030:
 - (a) 1 accessible recreational trail;
 - (b) 1 accessible park;
 - (c) 1 beach access route, if applicable; and
 - (d) 10 accessible public outdoor play spaces.
- (3) When developing the plan, Government must seek input from persons with disabilities, Municipalities and Villages, and trail subject matter experts.
- (4) The plan referred to in this section must be made publicly available.

22. Campgrounds

- (1) Government and privately owned frontcountry campgrounds must have a minimum number of accessible campsites as designated by the following table:

Number of sites	Number of Designated Accessible Campsites
1-30	1
31-50	2
51-150	3
151-300	4
(for every additional 50 campsites 1)	5+

- (2) An accessible campsite must meet the following requirements:
 - (a) be on a firm, stable ground surface;
 - (b) have a barrier-free path of travel to accessible potable water station;
 - (c) have a barrier-free path of travel to an accessible washroom; and
 - (d) have an accessible picnic table equipped with knee clearance of at least of 800 mm wide x 430 mm deep x 685 mm high.

23. Outdoor play spaces

Government and prescribed public sector bodies must comply with the following design specifications for outdoor play spaces:

- (a) include a barrier-free path of travel to associated buildings, where applicable;
- (b) include a barrier-free path of travel to pedestrian facilities, where applicable;
- (c) incorporate accessibility features, such as sensory and active play components, for children and caregivers with various disabilities, into the design of outdoor play spaces;
- (d) be situated on a firm and stable ground surface; and
- (e) include sufficient clearance for children and caregivers to manoeuvre in and around the outdoor play space.

24. Outdoor classrooms

Outdoor classrooms attached to a public school must include:

- (a) a barrier-free path of travel from the building;
- (b) a firm and stable ground surface; and
- (c) accessible seating options.

Government and prescribed public sector bodies must comply with the following design specifications for water filling stations:

- (a) be located on a barrier-free path of travel;
- (b) be adjacent to a clear floor space of a minimum of 820 mm by 1390 mm; and
- (c) be operable with one hand in a closed fist position, without requiring tight grasping, pinching with fingers or twisting of the wrist.

DRAFT General Regulation under the *Accessibility Act*

Accessibility Plans

No later than April 1, 2026, Accessibility Plans required to be prepared under the Act must include a plan for addressing the availability of accessible washrooms in buildings.

Guidelines

Public Address System

In buildings where a public call system is available, the system should be capable of being zoned to specific areas of the building.

Power assisted exterior doors

Where exterior power doors are installed automatic sliding doors are preferred

Public building clearance

Organizations responsible for aspects of the built environment should ensure that measures are in place so that access to building entrances and accessible parking spaces remain free from debris, including snow, leaves, and other types of debris.

Pathways

- (1) Building interiors should have a barrier-free path of travel with accompanying signage, ensuring all users are able to easily locate and access key facilities, including, an information desk, elevators and washrooms.
- (2) Building interiors should have clear unobstructed site lines to key facilities.

Gathering Areas

In buildings accessible to the public that have areas designated for gatherings, including, but not limited to, libraries, conference facilities, and shopping areas, the following should be considered:

- (a) providing a range of adjustable lighting options, including dimmers and task lighting lamps with control switches located within an accessible reach range;
- (b) luminance (colour) contrast in the design of the space that enhance depth perception, reduce visual noise, and facilitate visual communication, orientation, and wayfinding; and
- (c) a designated quiet space.

Storage for Mobility Aids General

Where storage space for mobility aids is provided, it should be conveniently located on a barrier-free path of travel and have signage identifying the location.

Passenger Elevator Audible Signal

Elevators should have an audible signal to announce each floor.

Vision Glass

Doors in a path of travel should have vision glass to allow visual access to the other side from both seated and standing positions, except where fire safety cannot be maintained or where there is an issue of privacy.

Building Materials

Buildings should be constructed with materials that minimize mold growth, allergens, and contain low volatile organic compounds.

Colour Contrasting

Washroom accessories should be colour contrasted against adjacent surfaces.

Principles of DeafSpace

When developing new spaces intended for public gatherings, consideration should be given to the principles of DeafSpace:

- (a) **Space and proximity:** More space is needed between individuals when they are speaking in sign language;
- (b) **Sensory Reach:** Wherever possible, a room should be arranged to allow a Deaf person to have a view of 180 degrees so they can interpret visual cues in the space;
- (c) **Mobility and Proximity:** Wide *barrier-free* pathways that allow for communication in sign language while moving;
- (d) **Light and Colour:** Soft blue and green tones are preferred background colours to facilitate communicating in sign language and reduce eye strain; and
- (e) **Acoustics:** Spaces should be designed to reduce reverberation and background noise.

Storage of Accessible Recreation Equipment

When constructing a new multi-use recreation centre, consideration should be given to having sufficient storage space available for accessibility equipment (such as beach wheelchairs, hockey sledges, etc.) during periods when it is not in use.

Libraries

When public libraries are considering the placement or installation of display shelving consideration should be given to sufficient reach ranges for persons with disabilities in accordance with CSA B651, Annex A.

Aisle configurations should incorporate clear floor space of one of the following at the end of the aisles:

- a) 2100 mm in diameter, or
- b) 1700 mm wide by 1500 mm long.

Aisles should be a minimum of 1200 mm in width.

Adult Change Table

Buildings owned or operated by a public sector body that are primarily intended for public use should have at least one adult change table that aligns with section 6.3.4 of the CSA B-651 Standard.

Relief Area

Buildings intended for public use should provide a relief area for service animals.

Waste Management Systems

In residential buildings where a common space for waste management is provided, the waste management system should:

- a) be on a *barrier-free* path of travel;
- b) have an opening or lid no more than 1060 mm above the floor level;
- c) be securely fastened to the ground, post or wall.

Transit Stops

Where transit stop is located on a barrier-free path of travel it should comply with Section 8.5 of CSA B651.

Gated entry parking areas

Owners and operators of commercial parking areas with a gated entry should consider installing the following:

- (a) An emergency call button; and
- (b) a communication system that allows individuals to communicate by text, email, or alternative technology when the gate is not working.

Streetscaping

The planning process for new streetscaping should be reviewed by the Accessibility Advisory Committee of the authority having jurisdiction to ensure designs are accessible and provide for a barrier-free path of travel.

Signage Accessibility

Where new signage is being provided in the built environment, such signage should comply with Section 4.6 of CSA B651 "Signage".

Community Gardens

- (1) Where community gardens are provided consideration should be given to including at least one accessible garden bed.
- (2) Where an accessible garden bed is provided it should be:
 - (a) located on a barrier-free path of travel;
 - (b) raised to enable access to the bed by a person using a wheelchair;

Building Code Amendments

Note: The *Nova Scotia Building Code Regulations* below are not all new. In order to accommodate screen readers and accessibility, the new or amended portions for this section start with the text **NEW** and end with the text **END**.

Section 3.8. Accessibility

(See Note A-3.8., NBC)

3.8.1. Scope

(See Note NS-3.8.1., NSBCR)

3.8.1.1. Scope

- 1) This Section is concerned with the *barrier-free* design of *buildings*.
- 2) *Buildings* and facilities required to be *barrier-free* in accordance with Subsection 3.8.2. shall be designed in accordance with Subsection 3.8.3.

3.8.2. Application

3.8.2.1. Application and Exemptions

- 1) The requirements of this Section apply to all *buildings*, except
 - a) detached houses, semi-detached, houses with *secondary suites*, duplexes, triplexes, townhouses, row houses, boarding houses and rooming houses,
 - b) *buildings* of Group F, Division 1 *major occupancy*,
 - c) *buildings* that are not intended to be occupied on a daily or full-time basis, including automatic telephone exchanges, pumphouses and substations,
 - d) houses used as *roofed accommodation* for not more than 10 persons including the *owner* and the *owner's* family and that meets the requirements of Sentence (5),
 - e) *industrial occupancies* with an operation that are not adaptable to *barrier-free* design, and
 - f) fire, rescue, and emergency response facilities intended to house vehicles and their crews. (See Note NS-3.8.2.1.(1)(f), NSBCR)

- 2) In *roofed accommodation* one sleeping unit conforming to Article 3.8.3.25. shall be provided for **NEW** every 10 sleeping units or part thereof. **END**
 - 3) **NEW** Not less than 50% of the sleeping units required by Sentence (2) shall be provided with at least *one barrier-free* shower. **END**
 - 4) In *camping accommodation* where sleeping accommodations are provided, one sleeping unit conforming to Article 3.8.3.25. Shall be provided for every 20 sleeping units or part thereof.
 - 5) Where an *alteration* on the entrance level is made to a *dwelling unit* used as *roofed accommodation* to add sleeping accommodation, all of the following shall be provided:
 - a) one sleeping unit conforming to Article 3.8.3.25.,
 - b) a *barrier-free* entrance designed in accordance with Subsection 3.8.3.,
 - c) a *barrier-free* path of travel conforming to Article 3.8.3.2., and
 - d) one parking stall for each required sleeping unit under this Sentence conforming with Sentence 3.8.3.4.(3).
 - 6) *Buildings* described in Clause (1)(a) shall be designed and constructed in accordance with Subsection 3.8.4.
 - 7) **NEW** Except as exempted by Clause (1)(a), in a *building* with more than 3 *suites of care or residential occupancies*,
 - a) *barrier-free* units conforming to Article 3.8.3.26. shall be provided according to Table 3.8.2.1. and,
 - b) every unit complying with Clause (a) shall conform to Subsection 3.8.4. **END**
- (See Note NS-3.8.2.1.(7), NSBCR)
- 8) **NEW** The requirements of this Section take precedence over other requirements contained in this Part and Part 9.

Number of units in <i>building</i>	Minimum number of units conforming to Article 3.8.2.25.
0 to 24	0
25 to 45	1
Greater than 45	1 plus 1 unit for each additional 20 units or part thereof END

3.8.2.2. Entrances

(See Note A-3.8.2.2., NBC)

- 1) Except for service entrances, **NEW all pedestrian entrances END** to a *barrier-free storey* of a *building* referred to in Sentence 3.8.2.1.(1) shall be *barrier-free* and shall connect to a *barrier-free* exterior path of travel complying with Sentence 3.8.2.5.(1).
- 2) A *barrier-free* entrance required by Sentence (1) shall be designed in accordance with Subsection 3.8.3.
- 3) At a *barrier-free* entrance that includes more than one doorway, only one of the doorways is required to be designed in accordance with Subsection 3.8.3.
- 4) If a *walkway* or pedestrian bridge connects two *barrier-free storeys* in different *buildings*, the path of travel from one storey to the other storey by means of a *walkway* or bridge shall be *barrier-free*.
- 5) Where a principal entrance to a *building of residential occupancy* is equipped with a security door system,
 - a) both visual and audible signals shall be used to indicate when the door lock is released, and
 - b) where there are more than 20 *suites*, a closed-circuit visual monitoring system shall be provided that is capable of connection to individual *suites*.
- 6) Where a house is required to conform to the requirements of Sentence 3.8.2.1.(5), the house shall provide one *barrier-free* entrance in conformance with Sentence (1).
- 7) **NEW Except for Group B, Division 1 occupancies, vision glass or transparent doors and panels complying with Article 3.3.1.20. shall be used in entrances required by Sentence (1) to be *barrier-free* unless prohibited elsewhere by the Code. END**

3.8.2.3. Areas Requiring a Barrier-free Path of Travel

(See Note A-3.8.2.3., NBC)

- 1) Except as permitted by Sentence (2), a *barrier-free* path of travel from the entrances required by Sentences 3.8.2.2.(1) to be *barrier-free* shall be provided throughout the entrance *storey* and within all normally occupied *floor areas*.

(See Article 3.3.1.7. (Protection on Floor Areas with a *Barrier-free* Path of Travel) for additional requirements for floor areas above or below the first storey to which a *barrier-free* path of travel is required.)

- 2) A *barrier-free* path of travel for persons in wheelchairs is not required
 - a) to *service rooms*,
 - b) to elevator machine rooms,
 - c) to janitors' rooms,
 - d) to *service spaces*,
 - e) to crawl spaces,
 - f) to *attic or roof spaces*,
 - g) to the floor level above or below the entrance level in *buildings* unless the floor level above or below (see Note A-3.8.2.3.(2) (g),NBC)
 - i) is served by a passenger elevator, a platform-equipped passenger-elevating device, an escalator or an inclined moving walk,
 - ii) is 600 m² or more in *floor area*,
 - iii) contains facilities that are not contained on the entrance level, but that integral to the principal function of the entrance level, or
 - iv) **NEW** contains an assembly occupancy more than 100 m² in *floor area*,
 - h) **within a parking level with no *barrier-free* parking spaces, END**
 - i) to *high-hazard industrial occupancies*,
 - j) within portions of a *floor area* with fixed seats in an *assembly occupancy* where those portions are not part of the *barrier-free* path of travel to spaces designated for wheelchair use,
 - k) within floor levels of a *suite of residential occupancy* that are not at the same level as the entry level to the *suite*, or
 - l) within a *suite of care or residential occupancy* unless required by Sentence 3.8.2.1.(7) or Subsection 3.8.4.
- 3) In an *assembly occupancy*, the number of spaces designated for wheelchair use within rooms or areas with fixed seats shall conform to Table 3.8.2.3. (See also Article 3.8.3.22. for additional requirements.)
- 4) **NEW** The number of spaces designated for wheelchair use within waiting rooms or areas with fixed seats shall conform to Table 3.8.2.3. (See Note A-3.8.2.3.(4).

- 5) Except as provided in Sentence (6), in an assembly occupancy with more than 25 fixed seats, each row of seats served by two aisles shall have one adaptable seat conforming to Subsection 3.8.3. located adjacent to one of the aisles. (See Note A-3.8.2.3.(5) and (6) and 3.8.3.22.(1) and (4), NBC)
- 6) At least 5% of the adaptable seats required by Sentence (5) but no more than 20 adaptable seats shall adjoin a *barrier-free* path of travel. **END**

Table 3.8.2.3.
Designated Wheelchair Spaces
 Forming Part of Sentences 3.8.2.3.(3) and (4)

Number of Fixed Seats in Seating Area	Number of Spaces Required for Wheelchairs
NEW 2 – 99	2
100 - 499	3, plus 1 for each additional increment of 70 seats in excess of 100
500 - 1999	9, plus 1 for each additional increment of 80 seats in excess of 500
2000 - 7999	28 plus 1 for each additional increment of 95 seats in excess of 2000
Over 7999	91, plus 1 for each additional increment of 100 seats in excess of 8000 END

3.8.2.4. Access to Storeys Served by Escalators and Moving Walks

- 1) In a *building* in which an escalator or inclined moving walk provides access to any floor level, an interior *barrier-free* path of travel shall be provided to that floor level.

(See Note A-3.8.2.4.(1), NBC)

- 2) The route from the escalator or inclined moving walk to the *barrier-free* path of travel that leads from floor to floor required by Sentence (1) shall be clearly indicated by appropriate signs.

3.8.2.5. Exterior Barrier-free Paths of Travel to Building Entrances and Exterior Passenger-Loading Zones

(See Note A-3.8.2.5., NBC)

- 1) A direct exterior *barrier-free* path of travel that complies with Subsection 3.8.3. shall be provided between a *barrier-free* entrance referred to in Article 3.8.2.2. and
 - a) a designated *barrier-free* parking area, where provided,
 - b) **NEW** an exterior passenger-loading zone, where provided, and
 - c) a public thoroughfare. **END**

(See Note A-3.8.2.5.(1) and (2), NBC)

- 2) In *storage garages*, a *barrier-free* path of travel that complies with Subsection 3.8.3. shall be provided between each parking level with *barrier-free* parking and all other parts of the *building* required to be provided with *barrier-free* access in accordance with Subsection 3.8.2. that are served by that *storage garage*.
- 3) Exterior passenger-loading zones shall comply with Subsection 3.8.3.
- 4) Where on-site parking is provided, parking stalls for use by persons with a disability shall be provided in accordance with one of the following:
 - a) as designated by Table 3.8.2.5.,
 - b) one parking stall shall be provided for each viewing position required in assembly occupancies in Sentence 3.8.2.3.(3), or
 - c) one parking stall shall be provided for each *barrier-free* residential *suite*.

**Table 3.8.2.5.
Designated Parking Stalls
Forming Part of Sentence 3.8.2.5.(4)**

Number of Parking Stalls	Number of Designated Stalls Required for Persons with Disability
NEW 1 - 10	1
11 - 35	2
36 - 50	3
51 - 99	4
100 and greater	5 plus 1 for every 50 additional spaces provided END

- 5) Where on-site parking is provided, parking stalls for use by persons with a disability shall comply with Subsection 3.8.3.

3.8.2.6. Controls

- 1) Except as required by Sentence 3.5.2.1.(3), controls for the operation of *building* services or safety devices, including electrical switches, thermostats and intercom switches, that are intended to be operated by the occupant shall comply with Subsection 3.8.3.

(See Note A-3.8.2.6.(1), NBC)

3.8.2.7. Power Door Operators

- 1) Except as provided in Sentences (2) and (3) and except for doors provided with hold-open devices, doors equipped with a self-closing device shall be equipped with power door operators complying with Subsection 3.8.3. that allows persons to activate the opening of the doors in the intended direction of travel, where the doors are located
 - a) **NEW** in an entrance referred to in Article 3.8.2.2., including the interior doors of a vestibule where provided,
 - b) in a *barrier-free* path of travel, between the entrance referred to in Clause (a) and the entrance doors to *suites* or rooms served by a *public corridor* or a corridor used by the public (see Note A-3.8.2.7.(1) (b), and
 - c) in an entrance to a washroom with a *barrier-free* water closet. **END**
- 2) Only the active leaf in a multiple leaf door in a *barrier-free* path of travel need conform to the requirements of this Article.
- 3) Where more than one doorway is provided at a *barrier-free* entrance, only one of them is required to comply with this Article.
- 4) **NEW** Where doors, other than those described in Sentence (1), are equipped with power door operators, the power door operators shall be installed in conformance with Subsection 3.8.3. **END**

3.8.2.8. Plumbing Facilities

- 1) Except as permitted by Sentence (3), at each location where washrooms are provided in a *storey* to which a *barrier-free* path of travel is required in accordance with Article 3.8.2.3., at least one universal washroom complying with Subsection 3.8.3. shall be provided. (See Note A-3.8.2.8.(1) to (4), NBC)
- 2) **NEW** Except as permitted by Sentence (3), where more than two water closets or a combination of more than one water closet and one urinal are provided in a washroom located in a *storey* to which a *barrier-free* path of travel is required in accordance with Article 3.8.2.3., at least one water-closet stall shall be *barrier-free* in accordance with Subsection 3.8.3. **END**
(See Note A-3.8.2.8.(1) to (4), NBC)

- 3) Washrooms located within a *suite of residential occupancy* or a *suite of care occupancy* need not conform to the requirements of Sentence (1) or (2) except where required by Sentence 3.8.2.1.(7).
- 4) In a *building* in which water closets are required in accordance with Subsection 3.7.2., at least one *barrier-free* water closet shall be provided in the entrance *storey*, unless
 - a) a *barrier-free* path of travel is provided to *barrier-free* water closets elsewhere in the *building*, or
 - b) the water closets required by Subsection 3.7.2. are for *dwelling units* only.

(See Note A-3.8.2.8(1) to (4)., NBC).

- 5) At least one water closet stall or enclosure in a washroom required to be *barrier-free* shall comply with Subsection 3.8.3.
- 6) Where urinals are provided in a *barrier-free* washroom, at least one urinal for persons with limited mobility conforming to Subsection 3.8.3. shall be provided for every 10 urinals.
- 7) **NEW** Where water closet stalls are provided in a *barrier-free* washroom, at least one stall for persons with limited mobility conforming to Subsection 3.8.3. shall be provided for every 10 stalls. **END**
- 8) A *barrier-free* washroom shall be provided with a lavatory that complies with Subsection 3.8.3.
- 9) Where mirrors are provided in a *barrier-free* washroom, at least one mirror shall comply with Subsection 3.8.3.
- 10) At each location where one or more drinking fountains are provided, at least one shall comply with Subsection 3.8.3.
- 11) **NEW** At each location where one or more water-bottle filling stations are provided, at least one of them shall comply with Subsection 3.8.3. **END**
- 12) Except within a *suite of care occupancy* or a *suite of residential occupancy*, where showers are provided in a *building*, at least one shower stall in each group of showers shall comply with Subsection 3.8.3. (See Note A-3.8.2.8.(13))
- 13) **NEW** At each location where a showering facility is provided for use by the general public or customers, or as part of a common-use area for employees, at least one universal dressing and shower room conforming to Subsection 3.8.3. shall be provided. **END**
- 14) Where a bathtub or shower is installed in a *suite of residential occupancy* required to be *barrier-free*, it shall comply with Subsection 3.8.3.

- 15) **NEW** In *buildings* containing Group A, Group B, Division 2 or Group E *major occupancies* where at least one of these *major occupancies* has an *occupant load* of more than 500, at least one universal washroom on the *storey* on which the main *barrier-free* entrance to the *building* is located shall incorporate an accessible change space conforming to Subsection 3.8.3. **END** (See Note A-3.8.2.8.(15), NBC)
- 16) **NEW** Where laboratory sinks are installed in classrooms, one in 20 sinks or part thereof, but not less than 1 shall conform to Subsection 3.8.3. **END**

3.8.2.9. Assistive Listening Devices

- 1) In a *building* of *assembly occupancy*, auditoria, meeting rooms and theatres with an area of more than 100 m² and **NEW all classrooms** **END** and court rooms shall be equipped with an assistive listening system complying with Subsection 3.8.3.
- 2) **NEW** In each location where information, goods or services are provided to the public at service counters in *buildings* of *assembly occupancy*, at least one of the service counters shall be equipped with
 - a) an assistive listening system or adaptive technology conforming to Subsection 3.8.3., and
 - b) an amplification system, where there is a barrier to communication such as a glass screen. **END**

(See Note A-3.8.2.9.(2), NBC)

3.8.2.10. Signs and Indicators

- 1) Signs complying with Subsection 3.8.3. shall be installed to indicate the location of
 - a) *barrier-free* entrances,
 - b) *barrier-free* washrooms,
 - c) *barrier-free* showers,
 - d) *barrier-free* elevators,
 - e) *barrier-free* parking spaces,
 - f) facilities for persons with hearing disabilities,
 - g) **NEW facilities required under Article 3.3.1.7. END**
- 2) Where a washroom is not designed to accommodate persons with physical disabilities in a storey to which a *barrier-free* path of travel is required, signs providing visual and tactile information in accordance with Subsection 3.8.3. shall be installed to indicate the location of *barrier-free* facilities.

- 3) **NEW** Except for doors that serve *service spaces* or are located within a *suite*, signs installed at or near doors shall provide the same information in both visual and tactile forms in accordance with Subsection 3.8.3.
- 4) Directional signs shall provide visual information in accordance with Subsection 3.8.3.. (See Note A-3.8.2.10.(4))
- 5) A floor plan diagram complying with Article 3.8.3.9. showing *exits, means of egress*, and facilities required under Article 3.3.1.7. shall be installed. **END**

3.8.2.11. Counters

- 1) **NEW** Where a service counter is provided, at least one section of it shall comply with Subsection 3.8.3. **END**

3.8.2.12. Telephones

- 1) In each location where one or more public telephones are installed, at least one telephone shall comply with Subsection 3.8.3.

3.8.2.13. NEW Emergency Equipment

- 1) In each location where eye wash stations or emergency showers are installed in an area where a *barrier-free* path of travel is required, they shall comply with Subsection 3.8.3. **END**

3.8.2.14. NEW Kitchen or Break rooms

- 1) Where a kitchen or break room is provided for use as part of a common-use area for employees, it shall comply with Subsection 3.8.3. **END**

3.8.3. Design

3.8.3.1. Design Standards

- 1) *Buildings* or parts thereof and facilities that are required to be *barrier-free* shall be designed in accordance with
 - a) this Subsection, or
 - b) the provisions of CSA B651, "Accessible Design for the Built Environment" listed in Table 3.8.3.1., in their entirety.

(See Note A-3.8.3.1.(1), NBC and Note NS-3.8.3.1.(1), NSBCR)

**Table 3.8.3.1.
Barrier-free Design Provisions
Forming Part of Sentence 3.8.3.1.(1)**

Barrier-free Application (Code References)	Applicable CSA B651 Provisions
Interior accessible routes (3.8.3.2.)	4.3 and 5.1
Exterior accessible routes (3.8.3.3.)	8.2.1 to 8.2.5 and 8.2.7
Parking stalls and passenger pickup areas (3.8.3.4.)	8.3.3, 9.3 and 9.5.1 to 9.5.21
Ramps	5.3 and 5.5
Doors and doorways (3.8.3.6.)	5.2
Passenger-elevating devices (3.8.3.7.)	5.6.2
Operating controls (3.8.3.8.)	4.2
Signage (3.8.3.9.)	4.5 and 9.4
Drinking fountains (3.8.3.10.)	6.1
NEW Water-Bottle Filling Stations (3.8.3.11.)	See Note 3 END
Washroom facilities (3.8.3.12. to 3.8.3.16.)	6.2 and 6.3
Bathing facilities (3.8.3.17. to 3.8.3.18)	6.5
Communication (3.8.3.19. and 3.8.3.21.)	6.6
Counters (3.8.3.20. and 3.8.3.21.)	6.7.1
Spaces in seating area (3.8.3.22.)	6.7.2
NEW Emergency equipment and laboratory sinks (3.8.3.23.)	See Note 4 7.4.4.2 to 7.4.4.4
Kitchen and break rooms (3.8.3.24.)	7.4.4.1 to 7.4.4.4 END
Sleeping units in roofed accommodation (3.8.3.25.)	6.2.5, 6.2.6.4, 7.4.32, 7.4.5, 7.4.6.3, 7.4.6.4
Suites of care and residential occupancies to be barrier-free (3.8.3.26.)	7.4.1.5.2, 7.4.2.1, 7.4.3, 7.4.4,1 to 7.4.4.4, 7.4.4.9, 7.4.5, 7.4.6.3, 7.4.6.4

Note 1. Clause 3.8.3.4.(3)(e), NSBCR must be complied with as well

Note 2. Grab bar requirements for water closets, showers and bathtubs are required to be met (Clauses 6.2.5 and 6.2.6.4).

NEW Note 3. Water-bottle filling stations must comply with the NSBCR where installed if using the CSA standard for the design

Note 4. Emergency equipment (emergency showers and eye wash stations) must comply with the NSBCR where installed if using the CSA standard for the design END

3.8.3.2. Barrier-free Path of Travel

- 1) Except as required elsewhere in this Part or as permitted by Sentence (2) and Article 3.8.3.6. pertaining to doorways, the clear width of a *barrier-free* path of travel shall be not less than **NEW 1000 mm END**.
- 2) **NEW** The clear width of a *barrier-free* path of travel is permitted to be reduced to not less than 850 mm for length of not more 600 mm, provided the clear floor space at either end of the reduced-clear width section is level within a rectangular area
 - a) whose dimension parallel to each end of the reduced-clear width section is not less than 1000 mm, and
 - b) whose dimension perpendicular to each end of the reduced-clear width section is not less than 1500 mm. **END**

(See Note A-3.8.3.2.(2), NBC)

- 3) Interior and exterior walking surfaces that are within a *barrier-free* path of travel shall
 - a) have no opening that will permit the passage of a sphere more than 13 mm in diameter,
 - b) have any elongated openings oriented approximately perpendicular to the direction of travel,
 - c) be stable, firm and slip-resistant,
 - d) have a cross slope no steeper than 1 in 50,
 - e) be bevelled at a maximum slope of 1 in 2 at changes in level between 6 mm and 13 mm, and
 - f) be provided with sloped floors or ramps at changes in level more than 13 mm.

(See Note A-3.8.3.2.(3), NBC)

- 4) A *barrier-free* path of travel is permitted to include ramps, passenger elevators, or passenger-elevating devices to overcome a difference in level.
- 5) The width of a *barrier-free* path of travel that is more than 24 m long shall be increased to not less than **NEW 1750 mm for a length of 1750 mm END** at intervals not exceeding **NEW 24 m. END**

- 6) **NEW** Where a section of *barrier-free* path of travel is less than 1500 mm wide for a distance of more than 12 m, it shall end in a clear floor space that is
 - a) not less than 1700 mm in diameter,
 - b) not less than 1700 mm by 1500 mm, or
 - c) T-shaped with overall dimensions measuring 1700 mm wide by 1500 mm long, where the two arms of the “T” are not less than 1000 mm wide and extend not less than 300 mm from each side of the base of the “T” and the base is not less than 1000 mm wide and extends not less than 500 mm from each arm. **END**

(See Note A-3.8.3.2.(6), NBC)

3.8.3.3. Exterior Walks

- 1) Exterior walks that form part of a *barrier-free* path of travel shall
 - a) have a slip-resistant, continuous and even surface,
 - b) be not less than **NEW 1600 mm END** wide,
 - c) have a level area conforming to Clause 3.8.3.5.(1)(c) adjacent to each entrance doorway, and
 - d) **NEW** be designed in accordance with Clause 8.2.1 of CSA B651, “Accessible design for the built environment.” **END**

3.8.3.4. Parking Stalls and Exterior Passenger-Loading Zones

- 1) If an exterior passenger-loading zone is provided, it shall have
 - a) an access aisle not less than 1500 mm wide and 6000 mm long adjacent and parallel to the vehicle pull-up space,
 - b) a curb ramp complying with Sentence (2), where there are curbs between the access aisle and the vehicle pull-up space, and
 - c) a clear height of not less than **NEW 3000 mm END** at the pull-up space and along the vehicle access and egress routes.
- 2) Where a curb ramp is installed, it shall have
 - a) a minimum width of **NEW 1500 mm, END**
 - b) a maximum slope of
 - i) 1 in 12 when the vertical rise is between 75 mm and 200 mm, or
 - ii) **NEW 1 in 10** when the vertical rise is less than 75 mm,

- c) have a surface including flared sides that shall
 - i) be slip-resistant,
 - ii) have a detectable warning surface that complies with Sentence 3.3.1.19.(1) and,
 - iii) have a smooth transition from the ramp and adjacent surfaces and
- d) have flared sides with a slope of not more than 1 in 10 where pedestrians are likely to walk across them. **END**

(See Note NS-3.8.3.4., NSBCR)

- 3) Parking stalls for use by persons with physical disabilities shall
 - a) be not less than **NEW 2600 mm wide END** and provided on one side with an access aisle not less than **NEW 2000 mm wide END** (if more than one parking space is provided for persons with physical disabilities, a single access aisle can serve 2 adjacent parking stalls), and parallel parking stalls shall be not less **NEW than 7500 mm long, END**
 - b) have a firm, slip-resistant and level surface of asphalt, concrete or compacted gravel,
 - c) be located close to an entrance required to conform to Article 3.8.2.2., but not exceeding 50 m from the entrance,
 - d) be clearly marked as being for the use of persons with physical disabilities, and
 - e) be identified by a sign located not less than 1500 mm above ground level in conformance with the regulations respecting traffic signs made under the *Motor Vehicle Act* (Nova Scotia).

3.8.3.5. Ramps

- 1) A *ramp* located in a *barrier-free* path of travel shall
 - a) have a clear width of not less than **NEW 1000 mm, END**

(See Note A-3.4.3.4., NBC)

 - b) have a slope not more than 1 in 12,

(See Note A-3.8.3.5.(1)(b), NBC)

- c) have a level area not less than **NEW 1700 by 1700 mm END** at the top and bottom and at intermediate levels of a ramp leading to a door, so that on the latch side the level area extends not less than
 - i) 600 mm beyond the edge of the door opening where the door opens towards the *ramp*, or
 - ii) 300 mm beyond the edge of the door opening where the door opens away from the *ramp*,

(See Note A-3.8.3.5.(1)(c), NBC)

- d) have a level area not less than **NEW 1500 mm long END** and at least the same width as the ramp
 - i) at intervals not more than 9 m along its length, and
 - ii) where there is an abrupt change in the direction of the ramp,
 - e) except as provided in Sentences (2) and (3), be equipped with handrails conforming to Article 3.4.6.5., except that they shall be not less than 865 mm and not more than 965 mm high, and
 - f) be equipped with *guards* conforming to Article 3.4.6.6.
- 2) Handrails installed in addition to required handrails need not comply with the height requirements stated in Clause (1)(e).
 - 3) The requirement for handrails in Clause (1)(e) need not apply to a *ramp* serving as an aisle for fixed seating.
 - 4) The surfaces of *ramps* and landings shall
 - a) be hard or resilient where the ramp is steeper than 1 in 15(See Note A-3.8.3.5.(4)(a), NBC),
 - b) have a cross slope no steeper than 1 in 50, and
 - c) where exposed to water, be designed to drain.
 - 5) Ramps and landings not at *grade* or adjacent to a wall shall have edge protection consisting of
 - a) a curb not less than 75 mm high, or
 - b) a raised barrier or rail located not more than 100 mm from the *ramp* or landing surface.

3.8.3.6. Doorways and Doors

- 1) Except where stated otherwise, this Article applies to swinging and sliding doors.
- 2) Every doorway that is located in a *barrier-free* path of travel shall have a clear width not less than **NEW 850 mm when END** the door is in the open position.

(See Note A-3.8.3.6.(2), NBC)

- 3) Doorways in a path of travel to and into at least one bathroom within a *suite* of care or residential occupancy shall have a clear width of not less than **NEW 850 mm END** when the door is in the open position.

(See Note A-3.8.3.6.(3), NBC)

- 4) Door-operating devices shall
 - a) comply with Clause 3.8.3.8.(1)(b), and
 - b) be operable at a height between 900 mm and 1100 mm above the floor.

(See Note A-3.8.3.6.(4), NBC)

- 5) A threshold for a doorway referred to in Sentences (2) or (3) shall be not more than 13 mm higher than the finished floor surface and shall be bevelled to facilitate the passage of wheelchairs.
- 6) Where power door operators are installed, they shall
 - a) activate automatically or through the use of controls that
 - i) are located in a *barrier-free* path of travel,
 - ii) are marked with the International Symbol of Access,
 - iii) are located clear of the door swing and no more than 1500 mm from the door swing,
 - iv) comply with Subclause 3.8.3.8.(1)(a)(iii),
 - v) are operable from a height between 150 mm and 300 mm as well as between 900 mm and 1100 mm above the floor, and
 - vi) are operable by touching or approaching any part of their surface with a fist, arm or foot, and
 - b) unless equipped with safety sensors,
 - i) fully open the door in not less than 3 s,
 - ii) require a force not more than 65 N to stop movement of the door, and
 - iii) **NEW remain open for a minimum of 10 s. END**

(See Note A-3.8.3.6.(6) and (7), NBC)

- 7) A cane-detectable *guard* shall be installed on the hinged side of power-assisted doors that swing open into the path of travel.

(See Note A-3.8.3.6.(6) and (7), NBC)

- 8) Except as provided in Sentence (9) and except for a door with a power door operator complying with Sentence (6), when unlatched, a door in a *barrier-free* path of travel shall open when the force applied to the handle, push plate or latch-releasing device is not more than
- a) 38 N in the case of an exterior swinging door,
 - b) 22 N in the case of an interior swinging door, or
 - c) 22 N in the case of a sliding door.
- 9) Sentence (8) does not apply to a door at the entrance to a *dwelling unit*, or where greater forces are required in order to close and latch the door against the prevailing difference in air pressure on opposite sides of the door. (See Note A-3.8.3.6.(9), NBC)
- 10) Except for a door at the entrance to a *dwelling unit*, a closer for an interior door in a *barrier-free* path of travel shall have a closing period of not less than 3 s measured from when the door is in an open position of 70° to the doorway, to when the door reaches a point 75 mm from the closed position, measured from the leading edge of the latch side of the door.

(See Note A-3.8.3.6.(10), NBC)

- 11) Unless equipped with a power door operator complying with Sentence (6), a swinging door in a *barrier-free* path of travel shall have a clear space on the latch side extending the height of the doorway and not less than
- a) 600 mm beyond the edge of the door opening if the door swings toward the approach side, and
 - b) 300 mm beyond the edge of the door opening if the door swings away from the approach side.

(See Note A-3.8.3.6.(11), NBC)

- 12) A vestibule located in a *barrier-free* path of travel shall be arranged to allow the movement of wheelchairs between doors and shall provide a distance between 2 doors in series of not less than **NEW 1350 mm plus END** the width of any door that swings into the space in the path of travel from one door to another.
- 13) Only the active leaf in a multiple-leaf door in a *barrier-free* path of travel need conform to the requirements of this Article.

- 14) Except as provided in Clause 3.8.3.5.(1)(c) and Sentence (16), the clear floor space on the pull side of a swinging door in a *barrier-free* path of travel shall be level within a rectangular area of not less **NEW than 1700 mm by 1500 mm END** measured from the hinged side of the door. (See Note A-3.8.3.6.(14), NBC)
- 15) Except as provided in Clause 3.8.3.5.(1)(c) and Sentence (16), the clear floor space on the push side of a swinging door and on each side of a sliding door in a *barrier-free* path of travel shall be level within a rectangular area
- a) whose dimension parallel to the closed door is not less than 1200 mm, and
 - b) whose dimension perpendicular to the closed door is not less than 1500 mm.
- (See Note A-3.8.3.6.(14) to (16), NBC)
- 16) Where a door referred to in Sentences (14) and (15) is equipped with a power door operator complying with Sentence (6), the width of the clear floor space parallel to the closed door is permitted to be reduced to not less than 1000 mm. (See Note A-3.8.3.6.(14) to (16), NBC)
- 17) Where a power door operator is required, at least one leaf in each set of doors in the *barrier-free* path of travel through a vestibule shall meet the requirements.
- (See Note A-3.4.6.11.(4), NBC)
- 18) **NEW** Except for Group B, Division 1 *occupancies*, glass or transparent doors or doors with vision glass complying with Article 3.3.1.20. Shall be used in *barrier-free* entrances required by Sentence 3.8.2.2.(1). **END**

3.8.3.7. Passenger-Elevating Devices

- 1) A passenger-elevating device referred to in Article 3.8.2.3. located in a *barrier-free* path of travel shall
- a) shall conform to CSA B355, "Platform lifts and stair lifts for *barrier-free* access",
 - b) **NEW** have a clear floor space not less than 1500 mm long by 1000 mm wide, and
 - c) have entry doors or gates
 - i) providing a clear with not less than 850 mm in the open position if located on the short side of the passenger-elevating device, or
 - ii) providing a clear width not less than 1000 mm in the open position if located at either end of the long side of the passenger-elevating device. **END**

3.8.3.8. Controls

- 1) Controls described in this Section shall
 - a) where located in a storey where a *barrier-free* path of travel is required and unless otherwise stated,
 - i) be in or adjacent to the *barrier-free* path of travel,
 - ii) be mounted 400 mm to 1200 mm above the floor, and
 - iii) be adjacent to and centred on either the length or the width of a clear space of 1350 mm by 800 mm,
 - b) be operable
 - i) with one hand in a closed fist position, without requiring tight grasping, pinching with fingers or twisting of the wrist, and
 - ii) unless otherwise stated, with a force not more than 22 N and
 - c) **NEW** where controls provide a feedback signal to the user, it shall be both audible and visible. **END** (See Note A-3.8.3.8.(1)(c), NBC)

3.8.3.9. Accessible Signs

- 1) **NEW** Visual information signs required by Subsections 3.4.5. and 3.4.6. and Article 3.8.2.10. shall comply with Clauses 4.5.2, 4.5.3 and 4.5.4 of CSA B651, "Accessible design for the built environment." **END**
(See Note A-3.8.3.9.(1) and (2), NBC)
- 2) **NEW** Except as provided in Sentence (4), tactile information signs required by Subsections 3.4.5. and 3.4.6. and Article 3.8.2.10. shall
 - a) have Braille and tactile characters in accordance with Clauses 4.5.6.2 and 4.5.6.3 of CSA B651, "Accessible design for the built environment,"
 - b) be installed on the wall closest to the latch side of the door or on the nearest wall on the right side of the door, where there is no wall at the latch side, and
 - c) be centred 1500 mm above the finished floor with the edge of the sign located not more than 300 mm from the door.

(See Note A-3.8.3.9.(3), NBC)

- 3) Signs required by Article 3.8.2.10. shall incorporate the International Symbol of Access or the International Symbol of Access for Hearing Loss and appropriate graphical or textual information that clearly indicates the type of facilities available.

- 4) The floor plan diagram required by Sentence 3.8.2.10.(5) shall
 - a) be installed between 900 mm and 1100 mm above the finish floor measured to the highest point of the diagram,
 - b) have a clear floor space of 800 mm by 1350 mm in front of the floor plan diagram,
 - c) be installed near the elevators or in a central location where elevators are not installed,
 - d) incorporate appropriate tactile, graphical or textual information indicating the location of all provided facilities, and
 - e) be colour contrasted with the background. **END**

3.8.3.10. Drinking Fountains

- 1) Drinking fountains required by Sentence 3.8.2.8.(10) shall be equipped with controls that
 - a) activate automatically, or
 - b) comply with Clause 3.8.3.8.(1)(b) and are located on the front or on both sides of the fountain.
- 2) Where drinking fountains referred to in Sentence (1) are located in a *storey* where a *barrier-free* path of travel is required, they shall
 - a) be located along the *barrier-free* path of travel,
 - b) have a minimum clear floor space of 800 mm by 1350 mm in front of them,
 - c) where they have frontal access, provide a knee clearance in accordance with Clause 3.8.3.16.(1)(e), and
 - d) have a spout that
 - i) is located near the front of the unit, at a height between 750 mm and 915 mm above the floor, and
 - ii) directs water flow in a trajectory that is nearly parallel to the front of the unit, at a height not less than 100 mm.

(See Sentences 3.3.1.8.(2) and (3), NBC, on horizontal projections.)

3.8.3.11. **NEW Water-Bottle Filling Stations**

- 1) Water-bottle filling stations required by Sentence 3.8.2.8.(11) shall be equipped with controls that
 - a) activate automatically, or
 - b) comply with Clause 3.8.3.8.(1)(b).
- 2) Water-bottle filling stations required by Sentence 3.8.2.8.(11) that are located in a storey where a barrier-free path of travel is required shall
 - a) be located along the barrier-free path of travel,
 - b) have a clear floor space of 800 mm by 1350 mm in front of them (See Note A-3.8.3.11.(2)(b) and (d), NBC),
 - c) where they have frontal access, provide a knee clearance in accordance with Clause 3.8.3.16.(1)(e), and
 - d) be operable at a height of not more than 1200 mm above the floor. (See Note A-3.8.3.11.(2)(b) and (d), NBC) **END**

(See Sentences 3.3.1.8.(2) and (3), NBC, on horizontal projections)

3.8.3.12. **Accessible Water Closet Stalls**

- 1) Water closet stalls and enclosures required by Sentence 3.8.2.8.(5) shall
 - a) be not less than 1500 mm wide by 1500 mm deep,
 - b) have a clear lateral transfer space adjacent to the water closet that
 - i) is at least 1500 mm long, measured from the wall behind the water closet, and
 - ii) is at least 900 mm wide, measured from the closest edge of the water closet seat,

(See Note A-3.8.3.12.(1)(b), NBC)

- c) have a clear floor space of **NEW 1700 mm by 1700 mm END** in front of the accessible stall,
- d) be equipped with a door that
 - i) can be latched from the inside with a mechanism located 900 mm to 1100 mm above the floor that conforms to Clause 3.8.3.8.(1)(b),
 - ii) is aligned with either the transfer space adjacent to the water closet or with a clear floor space not less than **NEW 1700 mm by 1700 mm END** within the stall,

- iii) provides a clear opening not less than 850 mm wide when it is open,
- iv) is self-closing so that, when at rest, the door is ajar by not more than 50 mm beyond the jamb,
- v) swings outward, unless there is sufficient floor space within the stall for the door to swing inward in addition to a clear floor space of at least 800 mm by 1350 mm,

(See Note A-3.8.3.12.(1)(d)(v), NBC)

- vi) where the door swings outward, is provided with a horizontal, D-shaped, visually contrasting door pull not less than 140 mm long, located on the inside such that its midpoint is 200 mm to 300 mm from the hinged side of the door and 800 mm to 1000 mm above the floor, and

(See Note A-3.8.3.12.(1)(d)(vi), NBC)

- vii) is provided with a horizontal, D-shaped, visually contrasting door pull not less than 140 mm long located on the outside such that its midpoint is 120 mm to 220 mm from the latch side and 800 mm to 1000 mm above the floor,

- e) have a water closet located so that the distance between the centre line of the fixture and the wall on one side is 460 mm to 480 mm,

- f) be equipped with an L-shaped grab bar that

- i) is mounted on the side wall closest to the water closet,
- ii) has horizontal and vertical components not less than 760 mm long mounted with the horizontal component 750 mm to 850 mm above the floor and the vertical component 150 mm in front of the water closet, and

(See Note A-3.8.3.11.(1)(f)(ii), NBC)

- iii) complies with Article 3.7.2.7.,

- g) be equipped with either one grab bar at least 600 mm long centred over the water closet, or 2 grab bars at least 300 mm long and located either side of the flush valve that,

- i) conform to Article 3.7.2.7.,
- ii) are mounted on the rear wall, and
- iii) are mounted at the same height as the grab bar on the side wall or 100 mm above the top of the attached water tank, if applicable,

- h) be equipped with a coat hook mounted not more than 1200 mm above the floor on a side wall and projecting not more than 50 mm from the wall, and
- i) be equipped with a toilet paper dispenser mounted on the side wall closest to the water closet such that,
 - i) the bottom of the dispenser is 600 mm to 800 mm above the floor, and
 - ii) the closest edge of the dispenser is 300 mm from the front of the water closet.

3.8.3.13. Universal Washrooms

(See Note A-3.8.3.13., NBC)

- 1) A universal washroom shall
 - a) be served by a *barrier-free* path of travel,
 - b) have a door complying with Article 3.8.3.6. that
 - i) has a latch-operating mechanism located 900 mm to 1100 mm above the floor that complies with Clause 3.8.3.8.(1)(b) and is capable of being locked from the inside and released from the outside in case of emergency, and
 - ii) if it is an outward swinging door that is not self-closing, has a door pull not less than 140 mm long located on the inside so that its midpoint is not less than 200 mm and not more than 300 mm from the hinged side of the door and not less than 900 mm and not more than 1100 mm above the floor, and

(See Note A-3.8.3.12.(1)(d)(vi), NBC)

- c) have one lavatory conforming to Article 3.8.3.16.,
- d) have one water closet conforming to Article 3.8.3.14. and Clause 3.8.3.12.(1)(e),
- e) have a clear lateral transfer space adjacent to the water closet that conforms to Clause 3.8.3.12.(1)(b),
- f) have grab bars conforming to Clauses 3.8.3.12.(1)(f) and (g),
- g) have a coat hook conforming to Clause 3.8.3.12.(1)(h),
- h) have a toilet paper dispenser conforming to Clause 3.8.3.12.(1)(i),
- i) unless a counter is provided, have a shelf located not more than 1200 mm above the floor, and
- j) be designed to permit a wheelchair to turn in an open space not less than 1700 mm in diameter.

- 2) **NEW** A universal washroom required to have an accessible changing space as stipulated in Sentence 3.8.2.8.(15) shall
 - a) be equipped with an adult-sized change table,
 - b) have a clear floor space to accommodate the adult-sized change table that is 810 mm wide by 1830 mm long and does not overlap with the clear spaces required by Clauses (1)(e), (1)(j) and (c), and
 - c) have a clear transfer space of 900 mm by 1350 mm adjacent to the long side of the clear floor space for the adult-sized change table. **END**

3.8.3.14. Water Closets

(See Note NS-3.8.3.14., NSBCR)

- 1) A water closet for a person with physical disabilities shall
 - a) be equipped with a seat located 430 mm to 460 mm above the floor,
 - b) flush automatically or be equipped with a flushing control that
 - i) is located 500 mm to 900 mm above the floor,
 - ii) is located no more than 350 mm from the transfer side, and
 - iii) complies with Clause 3.8.3.8.(1)(b),
 - c) be equipped with a seat lid or other back support, and
 - d) where it has a tank, have a securely attached tank top.

(See Note A-3.8.3.14.(1), NBC)

3.8.3.15. NEW Water Closet Stalls and Urinals for Persons with Limited Mobility

(See Note NS-3.8.3.14. NSBCR)

- 1) Water closet stalls for persons with limited mobility required by Sentence 3.8.2.8.(7) shall
 - a) be at least 1500 mm deep and 890 to 940 mm wide,
 - b) be equipped with a door that
 - i) has a latch-operating mechanism conforming to Clause 3.8.3.8.(1)(b) that can be locked from the inside and released from the outside in the event of an emergency,
 - ii) provides a clear opening not less than 850 mm wide when it is open,
 - iii) swings outward, unless the minimum dimensions required by Clause (a) do not overlap with the area of the door swing,

- iv) is self-closing so that, when at rest, the door is ajar by not more than 50 mm beyond the jamb, and
 - v) has a door pull on both sides of the door, near the latch side, located 900 mm to 1100 mm above the finish floor,
 - c) have on water closet conforming to Article 3.8.3.14. centred within the stall,
 - d) have a horizontal grab bar conforming to Article 3.7.2.7. on each side of the water closet that
 - i) is located 750 mm to 850 mm above the floor,
 - ii) begins not more than 300 mm from the wall behind the water closet, and
 - iii) extends at least 450 mm in front of the toilet seat, and
 - e) be equipped with a coat hook mounted not more than 1200 mm above the floor on a side wall and projecting not more than 50 mm from the wall **END**.
- 2) Urinals described in Sentence 3.8.2.8.(6) shall
- a) be wall-mounted, with the opening of the basin located not more than 430 mm above the floor,
 - b) be adjacent to an accessible route,
 - c) have a clear width of approach of 800 mm wide by **NEW 1350 mm long END** centred on the urinal and unobstructed by privacy screens,
 - d) have no step in front of it,
 - e) have a flush valve that
 - i) is automatic, or
 - ii) complies with Clause 3.8.3.8.(1)(b) and is located 900 mm to 1100 mm above the floor, and
 - f) have a vertically mounted grab bar installed on each side that
 - i) complies with Article 3.7.2.7.,
 - ii) is not less than 600 mm long, with its centre line 1000 mm above the floor, and
 - iii) is located not more than 380 mm from the centre line of the urinal.

3.8.3.16. Lavatories and Mirrors

- 1) Lavatories required by Sentence 3.8.2.8.(8) shall
 - a) be equipped with faucets complying with Sentence 3.7.2.3.(4),
 - b) be located so that the distance between the centre line of the lavatory and any side wall is not less than 460 mm,
 - c) have a clear floor space in front of the lavatory that is at least
 - i) 800 mm wide, centred on the lavatory, and
 - ii) 1350 mm long, of which no more than 430 mm is beneath the lavatory,
 - d) have a rim height not more than 865 mm above the floor,
 - e) have a clearance beneath the lavatory not less than
 - i) 800 mm wide,
 - ii) 735 mm high at the front edge
 - iii) 685 mm high at a point 200 mm back from the front edge, and
 - iv) 230 mm high over the distance from a point 280 mm to a point 430 mm back from the front edge,

(See Note A-3.8.3.16.(1)(e), NBC)

 - f) have insulated water supply and drain pipes where these pipes are exposed,

(See Note A-3.8.3.16.(1)(f), NBC)

 - g) have a soap dispenser that
 - i) is automatic, or
 - ii) complies with Clause 3.8.3.8.(1)(b) and is located not more than 1100 mm above the floor within 500 mm from the front of the lavatory, and

(See Note A-3.8.3.16.(1)(g), NBC)

 - h) have a towel dispenser or other hand-drying equipment located close to the lavatory, not more than 1200 mm above the floor in an area that is accessible to persons in wheelchairs.
- 2) Mirrors required by Sentence 3.8.2.8.(9) shall be
 - a) mounted with their bottom edge not more than 1100 mm above the floor, or
 - b) fixed in an inclined position so as to be usable by a person in a wheelchair.

3.8.3.17. Showers

- 1) Showers required by Subsection 3.8.2. to be *barrier-free* shall
 - a) be not less than 1500 mm wide and 900 mm deep,
 - b) have a clear floor space at the entrance to the shower that is not less than 900 mm deep and the same width as the shower, except that fixtures are permitted to project into that space provided they do not restrict access to the shower,

(See Note A-3.8.3.17.(1)(b), NBC)

- c) have no doors or curtains that obstruct the controls or clear floor space at the entrance to the shower,
- d) have a slip-resistant floor surface,
- e) have a threshold not more than 13 mm higher than the finished floor, and where it is higher than 6 mm, bevelled to a slope no steeper than 1 in 2 (50%),
- f) have 2 grab bars that
 - i) conform to Sentence 3.7.2.7.(1),
 - ii) one of which is not less than 1000 mm long and located vertically on the side wall 50 mm to 80 mm from the adjacent clear floor space, with its lower end 600 mm to 650 mm above the floor, and
 - iii) one of which is L-shaped and located on the wall opposite the entrance to the shower, with a horizontal member not less than 1000 mm long mounted 750 mm to 870 mm above the floor and a vertical member not less than 750 mm long mounted 400 mm to 500 mm from the side wall on which the other vertical grab bar is mounted,

(See Note A-3.8.3.17.(1)(f), NBC)

- g) have a hinged seat that is not spring loaded, or a fixed seat with a smooth slip-resistant surface and no rough edges, the seat being
 - i) not less than 450 mm wide and 400 mm deep,
 - ii) mounted on the same side wall as the vertical grab bar, at 460 mm to 480 mm above the floor, and
 - iii) designed to carry a minimum load of 1.3 kN,

- h) have a pressure-equalizing or thermostatic-mixing valve that
 - i) complies with Clause 3.8.3.8.(1)(b),
 - ii) are mounted on the wall opposite the entrance to the shower at not more than 1200 mm above the floor and within reach of the seat,
 - i) have a hand-held shower head with not less than 1800 mm of flexible hose located so that it
 - i) can be reached from the seated position,
 - ii) can be used in a fixed position at a height of 1200 mm and 2030 mm, and
 - iii) does not obstruct the use of the grab bars, and
 - j) have recessed soap holders that can be reached from a seated position.
- 2) **NEW** A universal dressing and shower room required by Sentence 3.8.2.8.(13) shall
- a) be located in a barrier-free path of travel,
 - b) have a door capable of being locked from the inside and released from the outside in the event of an emergency.
 - c) have a lavatory and a mirror conforming to Article 3.8.3.16.,
 - d) have a shower conforming to Sentence (1),
 - e) have a bench that is at least 1830 mm long by 760 mm wide and 480 mm to 520 mm high,
 - f) have a clear transfer space adjacent to the long side of the bench that is 900 mm wide and as long as the bench (See Note A-3.8.3.17.(2)(f), NBC), and
 - g) have a coat hook conforming to Clause 3.8.3.12.(1)(h). **END**
- 3) If individual shower stalls are provided for use by residents and patients in *buildings* of Group B, Division 2, 3 or 4, *care, treatment* or *home-type care occupancies*, they shall conform to the requirements of Sentence (1) except where
- a) common showers are provided in conformance with Sentence (1), or
 - b) common bath tubs equipped with hoist mechanisms to accommodate residents and patients are available.

3.8.3.18. Accessible Bathtubs

- 1) Bathtubs required by Sentence 3.8.2.8.(14) shall
 - a) be located in a room with a clear floor space not less than **NEW 1700 mm END** in diameter,
 - b) be not less than 1500 mm long,
 - c) have a clear floor space not less **NEW than 900 mm END** wide adjacent to its entire length,
 - d) be capable of being accessed along its full length with no tracks mounted on its rim,
 - e) have faucets or other controls that
 - i) conform to Clause 3.8.3.8.(1)(b), and
 - ii) are located on the centre line or between the centre line of the bathtub and the exterior edge of the bathtub rim, at a maximum height of 450 mm above the rim,
 - f) have 3 grab bars
 - i) that conform to Sentence 3.7.2.7.(1),
 - ii) that are not less than 1200 mm long,
 - iii) 2 of which are located vertically at each end of the bathtub, set 80 mm to 120 mm in from the outside edge of the bathtub, with their lower end 180 mm to 280 mm above the bathtub rim, and
 - iv) one of which is located horizontally along the length of the bathtub at 180 mm to 280 mm above the bathtub rim,
 - g) have a slip-resistant bottom surface, and
 - h) be equipped with a hand-held shower head with not less than 1800 mm of flexible hose that can be used in a fixed position at a height of 1200 mm to 2030 mm.

3.8.3.19. Assistive Listening Devices

(See Note A-3.8.3.19, NBC)

- 1) Assistive listening systems required by Sentence 3.8.2.9.(1) shall encompass the entire seating **NEW area. END**
- 2) **NEW Assistive listening systems or adaptive technologies required by Sentence 3.8.2.9.(2) shall provide for the clear communication required for the exchange of information, goods or services. END**

3.8.3.20. Counters

- 1) A section of a service counter required to be *barrier-free* in accordance with Sentence 3.8.2.11.(1) shall
 - a) be not less **NEW than 800 mm END** long centred over a knee space conforming to Clause (c),
 - b) a surface not more than 865 mm above the floor, and
 - c) where forward-facing interaction with a person or a device is required, have a knee space underneath it that is (See Note A-3.8.3.20.(1) (c), NBC)
 - i) not less **NEW than 800 mm END** wide,
 - ii) not less than 685 mm high, and
 - iii) not less than 485 mm deep.
- 2) A counter that is used in a cafeteria, grocery store checkout or one that performs a similar function whereat movement takes place parallel to the counter, need not provide a knee space underneath it.

3.8.3.21. Telephones and TTY/TTD Telephone Services

- 1) A telephone required to be *barrier-free* in accordance with Article 3.8.2.12. shall
 - a) be adjacent to and centred on either the length or the width of a clear floor space not less than 1350 mm by 800 mm,
 - b) where a forward approach is provided, have a knee space underneath it conforming to Clause 3.8.3.20.(1)(c), and
 - c) be located so that its receiver and operable parts are not more than 1200 mm above the floor.
- 2) Where provided, shelves or counters for public telephones shall
 - a) be level,
 - b) be not less than 305 mm deep,
 - c) have, for each telephone provided, a clear floor space not less than 250 mm wide having no obstruction within 250 mm above the surface, and
 - d) have a section with a surface not more than 865 mm above the floor serving at least one telephone.

(See Note A-3.8.3.21.(2), NBC)

- 3) Where public telephones are provided, at least one telephone shall be provided with a variable volume control on the receiver.
- 4) At least one built-in teletypewriter telephone (TTY/TTD) shall be provided and located in a publicly accessible location for all of the following:
 - a) where 4 or more public access telephones are provided, including interior and exterior locations,
 - b) where the *building area* exceeds 600 m², in a Group A, Group B, Group D or Group E *occupancy* when telephones are provided,
 - c) in a hotel or motel that
 - i) exceeds 600 m² in *building area*, or
 - ii) is required by Sentence 3.8.2.1.(2) to provide a *barrier-free suite*, or
 - d) in *camping accommodation* required by Sentence 3.8.2.1.(4) to provide *barrier-free suites*, unless a portable unit is available for use.

(See Note NS-3.8.3.21.(4)(d), NSBCR)
- 5) Where public telephones are provided, at least one electrical receptacle shall be provided within 500 mm of one of the public telephones.

3.8.3.22. Spaces in Seating Area

- 1) **NEW** Spaces designated for wheelchair use in assembly occupancies as required by Sentence 3.8.2.3.(3) shall conform to the following:
 - a) at least one designated space shall be clear and level for each increment of 200 seats and the remaining designated spaces shall be level and have removable seats,
 - b) they shall be not less than 900 mm wide and 1700 mm long to permit a wheelchair to enter from a side approach and 1350 mm long where the wheelchair enters from the front or rear of the space,
 - c) they shall be arranged so that
 - i) at least 2 designated spaces are side by side, and
 - ii) at least one fixed seat is located beside each designated space,
 - d) they shall be located adjoining a *barrier-free* path of travel without infringing on egress from any row of seating or any aisle requirements, and
 - e) they shall be situated, as part of the designated seating plan, to provide a choice of viewing location on every level with a *barrier-free* path of travel and a clear view of the event taking place.

(See Note A-3.8.2.3.(5) and (6) and 3.8.3.22.(1) and (4), NBC)

- 2) Spaces designated for wheelchair use in waiting rooms or areas as required by Sentence 3.8.2.3.(4) shall
 - a) be clear and level and
 - b) comply with Clauses (1)(b) and (d).
- 3) Adaptable seats required by Sentence 3.8.2.3.(5) shall
 - a) be located adjoining an aisle without infringing on egress from any row of seating or any aisle requirements,
 - b) be equipped with a movable or removable armrest on the side of the seat adjoining the aisle, and
 - c) be situated, as part of a the designated seating plan, to provide a choice of viewing location on every level with a *barrier-free* path of travel and a clear view of the event taking place.
- 4) Storage spaces for mobility aids shall be provided in a location
 - a) that is on the same level as and in proximity to the adaptable seats required by Sentence 3.8.2.3.(5),
 - b) that is within the room side of the fire separation required by Article 3.3.2.2., and
 - c) where they will no infringe on egress. **END**

(See Notes A-3.8.3.22.(4) and A-3.8.2.3.(5) and (6) and 3.8.3.22.(1) and (4), NBC)

3.8.3.23. NEW Emergency Equipment and Laboratory Sinks

- 1) Eye wash stations required by Sentence 3.8.2.13.(1) to be *barrier-free* shall
 - a) be located along the *barrier-free* path of travel,
 - b) have a minimum clear floor space of 800 mm wide by 1350 mm long in front of them,
 - c) provide a knee clearance as described in Clause 3.8.3.16.(1)(e),
 - d) be equipped with controls that comply with Sentence 3.8.3.8.(1),
 - e) have the spray heads located at a height between 750 mm and 915 mm above the floor.
- 2) Emergency showers required by Sentence 3.8.2.13.(1) to be *barrier-free* shall
 - a) be located along the *barrier-free* path of travel,
 - b) have a minimum clear floor space of 800 mm by 1350 mm centred under the shower, and
 - c) be equipped with controls that comply with Sentence 3.8.3.8.(1).

- 3) Laboratory sinks and counters in classrooms required by Sentence 3.8.2.8.(16) to be *barrier-free* shall be installed as follows:
- a) a minimum of 1200 mm clearance between counters and all opposing base cabinets, counter tops or walls,
 - b) the sink shall
 - i) be mounted with the rim between 810 and 860 mm above the floor,
 - ii) have a knee space at least 800 mm wide and 200 mm deep, and a toe space 800 mm wide, 230 mm deep and 230 mm high,
 - iii) have a clear floor space 800 mm wide by 1350 mm long, of which 480 mm may extend under the work surface,
 - iv) have faucets that are equipped with lever handles or automatically activate, and
 - v) have insulated hot water and drain pipes that do not abut the required clear space,
 - c) base cabinets shall have a toe space at least 150 mm deep and 230 mm high, and
 - d) any work surface provided next to the laboratory sink shall
 - i) be a minimum of 800 mm wide by 600 mm deep,
 - ii) be between 730 mm and 860 mm above the finish floor,
 - iii) have a clear floor space of at least 800 mm wide by 1350 mm long centred on the work surface, of which 480 mm may extend under the counter or work surface,
 - iv) have a knee space a minimum of 800 mm wide, 480 mm deep and 685 mm high, and
 - v) if electrical receptacles are provided, have one located on the front or side of the work surface.

3.8.3.24. Kitchens and Break Rooms

- 1) Kitchens and break rooms referred to in Sentence 3.8.2.14.(1) shall have the following:
- a) one section of the counter shall comply with Sentence 3.8.3.20.(1) or be adjustable between a height of 735 mm and 915 mm,
 - b) have an electrical receptacle located at the front or side of the counter referred to in Clause (a),

- c) where a sink is provided, the trap arm shall be installed no higher than 305 mm to the centre line of the pipe measured from the finished floor, and
- d) a clear floor space of 800 mm by 1350 mm centred in front of each
 - i) sink,
 - ii) range,
 - iii) cooktop,
 - iv) refrigerator,
 - v) dishwasher, and
 - vii) other major appliance. **END**

3.8.3.25. Sleeping Units in Roofed Accommodations

- 1) Where sleeping unit *suites* conforming to this Article are required by Sentence 3.8.2.1.(2), they shall have
 - a) sufficient space to provide a turning area of not less than **NEW 1700 mm END** diameter on one side of the bed,
 - b) sufficient space to provide clearance of not less than **NEW 1000 mm END** to allow for functional use of units by persons in wheelchairs,
 - c) an accessible balcony, where balconies are provided,
 - d) at least one closet that provides
 - i) a minimum clear opening of 900 mm,
 - ii) clothes hanger rods located at a height of no more than 1200 mm from finish floor, and
 - iii) at least one shelf located at a height between **NEW 400 mm and 1200 mm END** above finish floor,
 - e) light switches, thermostats and other controls that are specifically provided for use by the occupant mounted not more than 1200 mm above the floor,
 - f) electrical receptacles located between 400 mm and 550 mm above the finished floor,
 - g) a GFI outlet located not more than 1200 mm above the floor,

- h) an accessible bathroom that shall be designed to provide manoeuvring space up to each type of fixture required to be used by persons in a wheelchair conforming to the following:
 - i) a floor space of not less than 3.7 m² with no dimension less than 1700 mm when the door swings out and 4.0 m² with no dimension less than 1800 mm when the door swings in,
 - ii) the clear floor spaces required for the fixtures in Subclauses (v), (vi) and (vii) are permitted to overlap,
 - iii) grab bars conforming to Clauses 3.8.3.12.(1)(f) and (g),
 - iv) a coat hook conforming to Clause 3.8.3.12.(1)(h),
 - v) a water closet conforming to Article 3.8.3.14.,
 - vi) at least one lavatory and mirror conforming to Article 3.8.3.16., and
 - vii) a shower conforming to Article 3.8.3.17. or a bathtub conforming to Article 3.8.3.18.

(See Sentence 3.8.2.1.(3) for determination of minimum number of *suites* required to have *barrier-free* showers)

- i) **NEW** have a towel bar or rack located not more than 1200 mm above finish floor, located close to the lavatory, and **END**
- j) an entrance door to the *suite* that
 - i) has a lock that is operable with one hand,
 - ii) **NEW** complies with the requirements of Article 3.8.3.6. and,
 - iii) has door viewers installed at a height between 1050 mm and 1150 mm above finished floor and between 1450 mm and 1550 mm above finished floor. **END**

3.8.3.26. Suites of Care and Residential Occupancies to be Barrier-free General

- 1) Where a *suite of care* or *residential occupancy* is required by Sentence 3.8.2.1.(7) to provide *barrier-free* access, it shall be served by
 - a) an entrance door to the *suite* that complies with Article 3.8.3.6.,
 - b) a *barrier-free* path of travel to, into, and throughout each required *suite* in accordance with subsection 3.8.3.,
 - c) an accessible balcony, if required, in accordance with Clause 3.3.1.7.(1)(c), and

- d) *barrier-free* controls for the operation of *building* services or safety devices, including electrical switches, thermostats and intercom switches, that are accessible to a person in a wheelchair, operable with one hand and mounted not more than 1200 mm above the floor and electrical receptacles that are located between 400 mm and 550 mm above the finished floor, except as required by Clause (3)(f) and Subclause (4)(c)(v).

Sleeping Area

- 2) Where a *suite of residential occupancy* is required by Sentence 3.8.2.1.(7) to provide *barrier-free* access, it shall contain at least one sleeping area with
 - a) a minimum floor space of 12.25 m²,
 - b) at least one horizontal room dimension not less than 3.35 m, and
 - c) at least one closet that provides
 - i) a minimum clear opening of 900 mm,
 - ii) clothes hanger rods located at a height no more than 1200 mm, and
 - iii) at least one shelf located at a height between **NEW 400 mm and 1200 mm END** above finish floor.

Bathroom

- 3) Where a *suite of care or residential occupancy* is required by Sentence 3.8.2.1.(7) to provide *barrier-free* access, a minimum of one accessible bathroom shall be provided with
 - a) a floor space of not less than 3.7 m² with no dimension less than 1700 mm when the door swings out and 4.0 m² with no dimension less than 1800 mm when the door swings in,
 - b) a water closet conforming to Article 3.8.3.14. And Clause 3.8.3.12.(1) (b) and (c),
 - c) a lavatory conforming to Article 3.8.3.16.,
 - d) **NEW at least one shower conforming to Article 3.8.3.17., END**
 - e) where a bathtub is provided, a bathtub conforming to Article 3.8.3.18.,
 - f) a GFI razor outlet located not more than 1200 mm above the floor, and
 - g) grab bars conforming to Clauses 3.8.3.12.(1)(f) and (g).

Kitchen

- 4) Where a *suite of care* or *residential occupancy* is required by Sentence 3.8.2.1.(7) to provide *barrier-free* access the kitchen shall have
 - a) a minimum 1200 mm clearance between counters and all opposing base cabinets, counter tops, appliances, or walls except in a U-shaped kitchen the minimum distance shall be 1500 mm,
 - b) a minimum clear floor space of **NEW 800 mm by 1350 mm END** at each
 - i) range,
 - ii) cooktop,
 - iii) oven,
 - iv) refrigerator or freezer,
 - v) dishwasher, and
 - vi) other major appliance,
 - c) a minimum of one work surface that
 - i) is 800 mm wide by 600 mm deep,
 - ii) is 730 mm to 860 mm above the floor,
 - iii) has a clear floor space of 800 mm by 1350 mm, which may extend 480 mm under the work surface,
 - iv) has a knee space a minimum of 800 mm wide, 480 mm deep and 685 mm high, and
 - v) has a minimum of one electrical receptacle located at the front or side of the work surface,
 - d) base cabinets with a minimum toe space 150 mm deep and 230 mm high,
 - e) sinks
 - i) mounted with the rim between 810 mm and 860 mm above the floor,
 - ii) with a knee space a minimum of 800 mm wide and 250 mm deep, and a toe space 800 mm wide, 230 mm deep and 230 mm high,
 - iii) with a clear floor space 800 mm by 1350 mm, which may extend 480 mm under the work surface,

- iv) with faucets equipped with lever handles or activate automatically, and
- v) with insulated hot water and drain pipes that do not abut the required clear space,
- f) where upper cabinets are provided, an upper cabinet with a minimum of one shelf not more **NEW than 1100 mm above END** the finished floor,
- g) storage cabinet doors and drawers
 - i) with handles that are easily graspable, and
 - ii) mounted at the top of base cabinets and bottom of upper cabinets,
- h) all controls in compliance with Clause (1)(d), except as required by Subclause (4)(c)(v).

3.8.4.2. Entrance Doors to Dwelling Units

- 1) All *dwelling units* shall have at least one entrance door having a clear width not less than 850 mm wide equipped with door opening hardware conforming to Sentence 3.8.4.6.(2).
- 2) Except as provided in Sentence (3), the entrance door in Sentence (1) shall have a threshold that complies with Sentence 3.8.3.6.(5).
- 3) The entrance door to a *building* described in Clause 3.8.2.1.(1)(a) shall be easily accessed and be capable of being made *barrier-free* from a sidewalk or parking area.

3.8.4.3. Interior Doors and Corridors in Dwelling Units

- 1) Doors or passageways within *dwelling units* to *habitable rooms* and *service rooms* shall have **NEW a clear width not less than 850 mm wide END** and equipped with door opening hardware conforming to Sentence 3.8.4.6.(2).

(See Note NS-3.8.4.3., NSBCR)

- 2) Where a door is installed between an attached garage and a *dwelling unit*, the door shall conform to Article 3.8.4.2.
- 3) Corridors within *dwelling units* shall have a clear width of not less than 900 mm.

3.8.4.4. Kitchens in Dwelling Units

- 1) Kitchen sinks in *dwelling units* shall be equipped with lever-type faucets or hardware conforming to Sentence 3.8.4.6.(2).
- 2) All trap arms running from P-traps under the kitchen sink shall be installed no higher than 305 mm to the centre line of the pipe measured from the finished floor.
- 3) An electrical rough-in shall be located below the counter top to allow for the installation of an electrical receptacle conforming to Subclause 3.8.3.24.(4)(c)(v).
- 4) Duplex electrical receptacles located over a kitchen counter are not required to comply with this Subsection.

3.8.4.5. Bathrooms in Dwelling Units

- 1) All lavatories in *dwelling units* shall be equipped with lever-type faucets or hardware conforming to Sentence 3.8.4.6.(2).
- 2) Wall assemblies that enclose a bathroom in a dwelling unit shall include reinforcement to accommodate the future installation of grab bars described in
 - a) Clauses 3.8.3.12.(1)(f) and (g), for a water closet,
 - b) Clause 3.8.3.18.(1)(f), for a bathtub,
 - c) Clause 3.8.3.17.(1)(f), for a shower.

(See Note NS-3.8.4.5., NSBCR)

- 3) **NEW** In *buildings* that contain more than *three suites of residential occupancy* and are more than 3 storeys in *building height*, all floors that have a *barrier-free path of travel* shall conform to Sentences (4) to (8).
- 4) There shall be at least one bathroom located on the main entry level of each *suite*.
- 5) The bathroom described in Sentence (4) shall be equipped with a minimum of
 - a) one water closet
 - i) that complies with Clauses 3.8.3.14.(1)(a) to (d), and
 - ii) is located so that the distance between the centre line of the fixture and any wall or other fixture is not less than 460 mm, and
 - b) one lavatory that complies with Clauses 3.8.3.16.(1)(a) and (b).
- 6) A clear floor space, exclusive of door swing, of not less than 800 mm by 1350 mm is required to be provided.

- 7) A clear floor space in front of the lavatory of not less than 800 mm by 1350 mm, centred on the lavatory.
- 8) The clear floor spaces required in Sentences (6) and (7) are permitted to overlap. END

3.8.4.6. Duplex Receptacles, Switches and Controls

(See Note NS-3.8.4.6., NSBCR)

- 1) Operating controls in a *dwelling unit* include, but are not limited to,
 - a) door handles and locks,
 - b) faucets and adjustable shower heads,
 - c) nonproprietary duplex electrical receptacles, telephone, cable and data outlets and wall switches,
 - d) controls for the operation of *building services*, safety devices and intercoms, and
 - e) activation devices.
- 2) Except as permitted by Sentence (3), all controls in a *dwelling unit* shall be operable
 - a) with one hand, using
 - i) a closed fist position, or
 - ii) another method of operation that does not require tight grasping, pinching or twisting of the wrist, and
 - b) with a force of not more than 22 N.
- 3) A control identified in Clause (1)(a) or (b) need not meet the actual requirements in Clause (2)(a) provided that it remains possible for door hardware or a faucet, which conforms to those requirements, to be installed.
- 4) Except as provided in Sentence (5), the centre line height of the operating controls shall be located in a range between 400 mm and 1200 mm from the finished floor.
- 5) Sentence (4) does not apply where an additional or required nonproprietary duplex electrical receptacle is permitted by the electrical *authority having jurisdiction* to be mounted in a location other than a wall.

(See Note NS-3.8.4.6.(5), NSBCR)

Fire Code Amendments

Measures in a Fire Safety Plan (Fire Code Amendment, 2.8.2.1)

- 3) The fire safety plan shall include, in addition to the information required in Articles 2.8.2.2. to 2.8.2.11., as applicable, information on:
 - a) the emergency procedures to be carried out in case of fire, including
 - i) sounding the fire alarm (see Note A-2.8.2.1.(3)(a)(i)),
 - ii) notifying the fire department,
 - iii) instructing occupants on the procedures to be followed when the fire alarm sounds
 - iv) evacuating occupants, including special provisions for persons requiring assistance, and
 - v) confining, controlling and extinguishing the fire,
 - b) the appointment and organization of designated supervisory staff to carry out fire safety duties,
 - c) the training of supervisory staff and other occupants on their responsibilities as regards fire safety,
 - d) **NEW the type, location and operation of the building fire emergency systems, including diagrams, END**
 - e) the holding of fire drills,
 - f) the measures for controlling fire hazards in and around the building, and
 - g) the inspection and maintenance of building facilities provided for the safety of occupants.

Posting of Fire Emergency Procedures (Fire Code Amendment, 2.8.2.7.)

- 1) At least one copy of the fire emergency procedures **NEW for a building or part of a building END** shall be prominently posted in each floor area.
- 5) **NEW The floor plan diagram identifying the emergency exits and areas of refuge required in Sentence 3.8.2.10.(5) of Schedule "C" of the Nova Scotia Building Code Regulations shall be maintained in conformance with the requirements of Sentence 3.8.3.9.(4) of the Nova Scotia Building Code Regulations. END**

Government Actions

Accessible Parking Permits

Department of Public Works will continue its work to enact regulations under the *Traffic Act* that broaden the scope of regulated health professionals that have the authority to certify a person has a mobility disability.

Temporary Traffic Control Manual

The Temporary Workplace Traffic Control Manual is to be amended to require that where a section of an accessible route is affected by construction, a safe and secure alternative pedestrian route of at least 1600 mm in width is provided through or around the temporary work area.

Outdoor Spaces Education Program

Government of Nova Scotia is to explore options to develop and implement an outdoor spaces accessibility educational program with possible financial incentives to support the inclusion of accessible amenities in outdoor spaces.

Heritage Building Accessibility

Government of Nova Scotia is to explore best practices for adapting buildings with a designated heritage status.

Accessible Campsites in Provincial Parks

All existing frontcountry campgrounds owned and operated by Government will be required to have a minimum of 1 accessible campsite by April 1, 2028.

Government of Nova Scotia will further consider the feasibility and timing of an amendment to the *Nova Scotia Building Code Regulations* that would require visual signaling for smoke alarms.

TO	Committee of the Whole
PREPARED BY	Trish Javorek, Director of Planning and Inspections
MEETING DATE	May 21, 2024
SUBJECT	Proposed Change to the New Minas Growth Centre Boundary

ORIGIN

- April 9, 2024 Planning Advisory Committee - Amendments to the Municipal Planning Strategy to designate portions of Greenwich as a Growth Centre (File #P23-01)
- May 7, 2024 Council - Options Report Greenwich (File #P23-01)

RECOMMENDATION

That Committee of the Whole recommend Municipal Council direct the CAO to proceed with changes to the New Minas Growth Centre boundaries as outlined in the May 21, 2024 Request for Decision and to proceed with the Public Participation Program.

INTENT

For Committee of the Whole to consider an alternative approach to enabling moderate density development through a limited expansion of the eastern boundary of the New Minas Growth Centre while avoiding any change to lands presently zoned Agriculture (A1).

DISCUSSION

Background

The Municipality's Municipal Planning Documents contain an overarching objective related to the preservation of agricultural land. This objective is operationalized through:

- Rural Land Use Zoning, i.e., Agricultural Zones; and
- The creation of urban related zoning, i.e., Growth Centres

There are prescribed criteria for the establishment of Growth Centres. The logic for Growth Centres relates to having new construction enabled within centrally serviced areas of the Municipality that are densely populated and close to public amenities and services, e.g., schools and bus routes. The intent of Growth Centres is to ease pressure (preclude) development on agricultural lands.

With respect to the two applications (subject properties) under discussion, staff believe the overarching objective of limiting development on agricultural land while maximizing infill of areas already centrally serviced can be met.

Additionally, the applications dovetail with the work undertaken as part of the New Minas Secondary Plan (creation of a mix of housing in proximity to the commercial area of New Minas); and the approved Housing Accelerator program that has been initiated by the Municipality.

New Option

Based on the feedback received during May 7, 2024 Council meeting, the following new option, a limited expansion of the New Minas Growth Centre, has been generated for consideration. As can be seen on the attached map, the adjustment would only encompass existing serviced areas immediately adjacent

to the present Growth Centre boundary. Additionally, the expanded area does not include any of the A1 zoned parcels.

A change in the boundary would allow individual property owners of serviced lots within the Growth Centre more options to develop as-of-right additional accessory dwellings.

Comments on Individual Applications

Get Real Properties Incorporated – Development: PIDs 55434328 and 55500961

The Developer is proposing 283 Apartment Units.

The subject parcel:

- is partially located in the New Minas Growth Centre
- is partially located in the Comprehensive Neighbourhood Development (R5) Zone
- has a 40-unit apartment building abutting the western boundary
- has Fairbanks Avenue forming the eastern boundary with properties off said road containing a full buildout of Townhouses and an 18-unit apartment building under construction
- is served by central water, sewer, sidewalks, and is located along the bus route; and
- is in close proximity to the Evangeline School

Terry Hennigar – Development: PID: 55192371

The Developer is proposing two 25-unit apartment buildings (50 units).

The subject parcel:

- is zoned A4 (Country Residential)
- is served by central water, sewer, and is located along the bus route
- has a large portion of the property identified as an Environmentally Sensitive Area due to its slope (greater than 20% incline)
- has three frontages (2 off Sunnyside Road and 1 off Birch Drive)
- is an example of desired infill in areas already serviced (efficient use of Municipal infrastructure)

Process

The change in Growth Centre boundaries would require an amendment to the Municipal Planning Strategy (MPS) and the Land Use By-law (a dual amendment).

Changes would proceed with a Public Information Meeting followed a report to the Planning Advisory (PAC). Should PAC recommend, a Public Participation Meeting would be convened with the results being brought back to the PAC. PAC then tables a recommendation to Council. Council then may decline or approve and consider a first reading, a public hearing, and second reading. Since the matter involves an MPS amendment, Provincial approval is required that allows for a ninety-day review period. The Province will review the submission relative to Statements of Provincial Interest, and may deny, approve, or approve with amendments. Once approved by the Province the amendment is not appealable to the Nova Scotia Utility and Review Board.

Request for Decision

The process of considering the two applications would follow the amendments of the By-laws covered by this report.

FINANCIAL IMPLICATIONS

- Costs of considering / processing a dual amendment would be covered with the Municipality's Operating Budget

STRATEGIC PLAN ALIGNMENT

✓	Strong Communities	Alignment with the Municipality's land use planning
	Environmental Stewardship	
	Economic Development	
	Good Governance	
	Financial Sustainability	
	Other	

ALTERNATIVES

- Restrict the change in boundary to encompass only the application related to PIDs 55434328 and 55500961 (253 apartments)
- Restrict the change in boundary easterly only as far as PID 55192371 (the balance of residential development in the recommended option would not be included in the Growth Centre).

ENGAGEMENT

- Will follow the Municipality's Public Participation Program

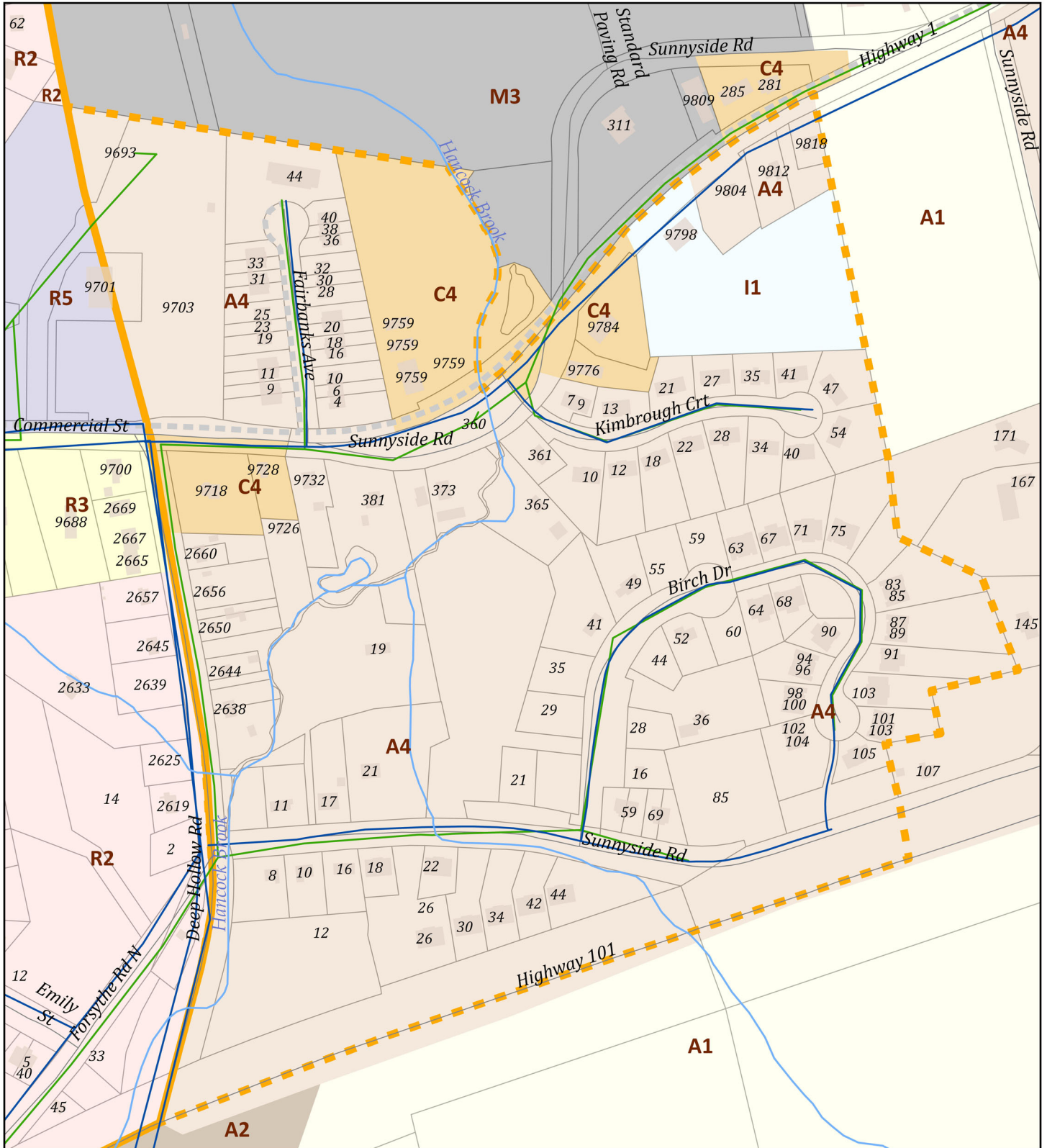
APPENDICES

- Appendix A: Proposed Changes to the New Minas Growth Centre Boundary

APPROVALS

Scott Conrod, Chief Administrative Officer

May 16, 2024



APPENDIX A
Proposed Changes to New Minas Growth Centre Boundary

Watercourse	Existing Growth Centre	 0 75 150 meters
Water Main	Proposed New Minas Growth Centre	
Sewer Gravity Main	Sidewalk, Active	 MUNICIPALITY of the COUNTY of KINGS
Sidewalk, Active	Property Parcel	

This map was created by the County of Kings. It is a graphic representation, not intended for navigational use. Data shown is from municipal databases except for: watercourses, courtesy of the NS Topographic database and property parcels from of the NS Property Records Database. May 2024.

Request for Decision (Agenda Item 12.c.)

To: Village Commission

By: Tim Bouter, Clerk Treasurer/CAO

Meeting Date: July 8, 2024

Subject: Water Commission Appointments



Water Commission Appointments

1. Introduction

The Act to Incorporate the New Minas Water Commission states the following regarding membership:

5. (1) The Board shall consist of
 - (a) three Village Commissioners appointed by the Village Commissioners; and
 - (b) two qualified ratepayers appointed by the Village Commissioners.

- (2) Notwithstanding any provision of this Act, no person may be appointed a Water Commissioner unless the person has continuously been rated in respect of property in the Village and has been ordinarily resident in the Village continuously for at least three years immediately before the person's appointment.

6. (1) Each Water Commissioner shall hold office for a term of three years.
 - (2) Notwithstanding subsection (1), a person shall cease to be a Water Commissioner when he dies, resigns, becomes unable to act as a Water Commissioner, or ceases to be a qualified ratepayer.
 - (3) Notwithstanding subsections (1) and (2), a person appointed pursuant to clause (a) of subsection (1), of Section 5 ceases to be a Water Commissioner when the person ceases to be a Village Commissioner.

2. Discussion

One of the three Village Commissioner seats and both of the citizen appointments on the Water Commission require new appointments for three-year terms. The other two seats will be up for appointment in June of 2026. The Act requires oaths of office to be administered prior to beginning the duties for each term; this will take place at the July 23 Water Commission meeting. At that time, the Water Commission will also appoint a Chair and Vice Chair from among its members. The Chair receives an honorarium of \$2,225 per year, and the other Water Commissioners receive an honorarium of \$1,112 per year.

3. Recommendation

1. THAT Dave Chaulk be appointed to the Water Commission as a Commissioner member for the term ending on May 31, 2027.
2. THAT Bruce MacArthur and Maynard Stevens be appointed to the Water Commission as citizen members for the term ending on May 31, 2027.

Request for Decision (Agenda Item 12.d.)

To: Village Commission

By: Tim Bouter, Clerk Treasurer/CAO

Meeting Date: July 8, 2024

Subject: Finance & Audit Committee Appointments



Finance & Audit Committee Appointments

1. Introduction

The Finance & Audit Committee Policy states the following regarding membership:

“The membership of the Committee shall consist of:

- Two Commissioners, who shall be appointed on an annual basis and one of whom shall serve as Chair;
- Two independent citizens of the Village, who shall be appointed on an annual basis;
- The Clerk Treasurer/Chief Administrative Officer, who shall be non-voting.”

2. Discussion

The current committee appointments expired on March 31, 2024. These appointments will complete the Finance & Audit Committee membership for the current term ending on March 31, 2025. The operating budget now includes a \$250 honorarium for citizen members, to acknowledge their time and effort.

3. Recommendation

1. THAT Dave Chaulk and Quentin Hill be appointed to the Finance & Audit Committee as Commissioner members for the term ending on March 31, 2025.
2. THAT Bruce MacArthur and Valerie Kneen-Teed be appointed to the Finance & Audit Committee as a citizen members for the term ending on March 31, 2025.

Request for Decision (Agenda Item 12.e.)

To: Village Commission

By: Tim Bouter, Clerk Treasurer/CAO

Meeting Date: July 8, 2024

Subject: JAAC Appointment



JAAC Appointment

1. Introduction

The Municipality of the County of Kings (Municipality) is looking to appoint a new member for the Village of New Minas on the Joint Accessibility Advisory Committee (JAAC).

2. Discussion

In accordance with the Inter-municipal Service Agreement between the Municipality and the Villages to form this Committee, each of the parties to the Agreement must separately approve all appointments to the Committee.

3. Recommendation

That the Village Commission appoint Quentin Hill as the Village representative on the Joint Accessibility Advisory Committee for a three-year term ending on May 31, 2027.

Tim Bouter

From: Scott MacKay <smackay@countyofkings.ca>
Sent: July 3, 2024 6:36 AM
To: Tim Bouter
Cc: Greg Barr
Subject: Village Tax Collection

Hi Tim. Thanks again for taking time out of your schedule to meet with us yesterday regarding the property taxation process.

In summary, the Municipality has undertaken a detailed review of our tax billing process and we feel we are in a position to significantly reduce the administrative fee currently charged to Villages for the service of collecting taxes on their behalf. If we are able to bring the three remaining villages on board, we feel we can reduce the rate from 4% of funds collected to 1.75 – 1.85%, a significant reduction to the expense for the service.

There would be several benefits to New Minas and its residents, including:

- Reduced administration time and costs associated with billing, payment processing, and collection efforts
- Consistent cash flow for New Minas with payments made by the County in May and September for the full amounts billed, less the administrative fee
- All collection risks will be assumed by the County, with New Minas receiving funds regardless of tax account payment status
- Properties within New Minas would now be able to participate in the County tax sale process
- Reduced confusion and frustration by tax payers since they will only be receiving a single tax bill

As always, you will continue to receive roll in January to accommodate your budgeting process.

If you have any questions, please don't hesitate to reach out at your earliest convenience.

Thank you,

Scott MacKay

Manager of Revenue

t: (902) 690-6120

www.countyofkings.ca