


Tepee Tent Sleepover Dimension Guidelines

Two different mattresses – younger and older children.



90 cm (W) x 2 = 180 cm (1.8 m) Standard mattress
94 cm (W) x 2 = 188 cm (1.88 m) Larger mattress

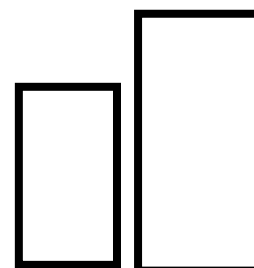


90 (W) cm x 3 = 270 cm (2.7 m) Standard mattress
94 cm (W) x 3 = 282 cm (2.82 m) Larger mattress

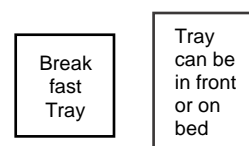


Can layout two opposite each other also
90cm (W) x 4 = 360 cm (3.6 m) Standard mattress
94 (W) x 4 = 376 cm 3.76 m Larger mattress

Standard mattress
160 (L) x 70
cm (W)
Suitable for
younger
children up
to 12
approx.



Larger
mattress
200 (L) x
80 cm
(W)
Suitable
for teens



90 cm (W) x 5 = 450 cm (4.5 m) Standard mattress or layout three and two opposite each other.
94 cm (W) x 5 = 470 cm (4.70m) Larger mattress

Visual example of a layout



90 cm (W) x 6 = 540 cm (5.4 m) Standard mattress or layout three or pairs opposite each other
94 cm (W) x 6 = 5.64 cm (5.64 m) Larger mattress