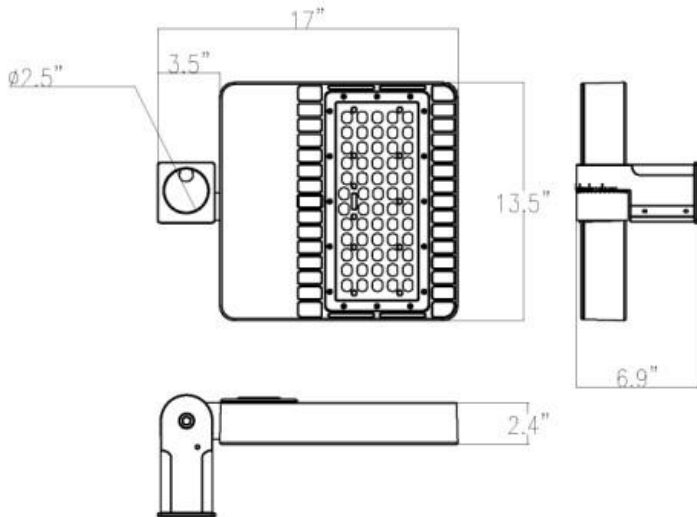


## GL 150W/180W/200W/220W adjustable,120-347V

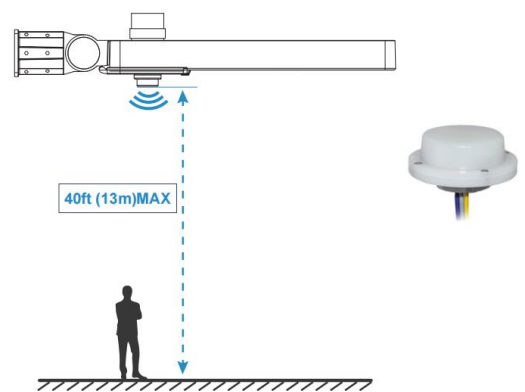
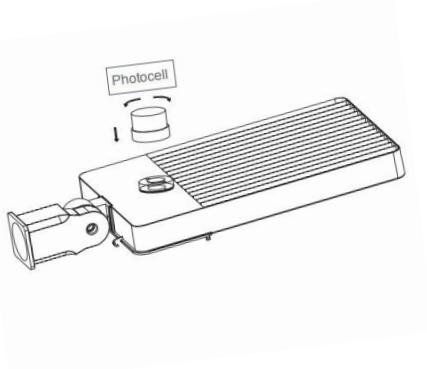
### Shoebox LED Area Light/Parking Lot Light




#### Specification

- 0-10V Dimming, Motion sensor & Daynight sensor,optional.
- Material: Aluminum alloy + PC optics lens
- CCT:4000K/5000K; Lumen Efficacy:140LM/W;CRI:Ra≥70
- Finish color: dark bronze
- Working Temperature:-40°F ~122°F (-35°C- 50°C)
- Lifespan:>54000 hours
- AC120-AC347V
- Die casting aluminum+PC, Warranty for 5 years

#### Twist Lock Photocell Sensor(PS) and Microwave Sensor(MS) Optional



### Beam Angle



### Mount Bracket

Bracket Angle 180° Adjustable



Slip Fitter Adapter Transform The Slip Fitter into Arm Mounting

Round Pole Side Tenon Adapter (RA)

Square Pole Side Tenon Adapter(SA)



### Ordering Information

| Model    | Wattage Adjustable (l) | CCT      | Lens | Sensor        | Mount            |
|----------|------------------------|----------|------|---------------|------------------|
| GL-PL345 | 150W(1.15A)            | 4000K:40 | T4   | NO:Blank      | Slip fitter : O  |
|          | 180W(1.30A)            |          | T5   | Photocell: PS | Square pole : SA |
|          | 200W(1.45A)            | 5000K:50 |      | Motion: MS    | Round pole : RA  |
|          | 220W(1.60A)            |          |      | PS+MS:PM      |                  |

Example:

GL-PL345-M220/180W-50-T4-PS-O