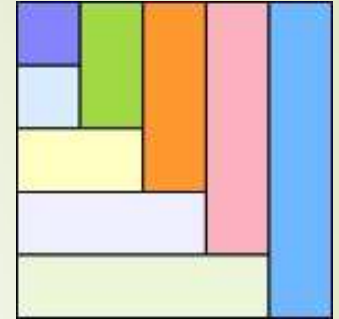




# 2025 Quilt Challenge


Cheshire Quilters' Guild

## Half Log Cabin Block




- Any size block but
  - It should have 3-4 rounds of logs
- Logs may be the same or different widths
- The starting square is “dark” but not required
- Logs usually alternate “light” and “dark” but will depend on your overall design


## Setting Examples – Light and Dark Variation




## Setting Examples – Barn Raising




## Setting Examples – Fields and Furrows




## Setting Examples – Pinwheel



## Setting Examples – Stars




## Setting Examples – Add Sashing

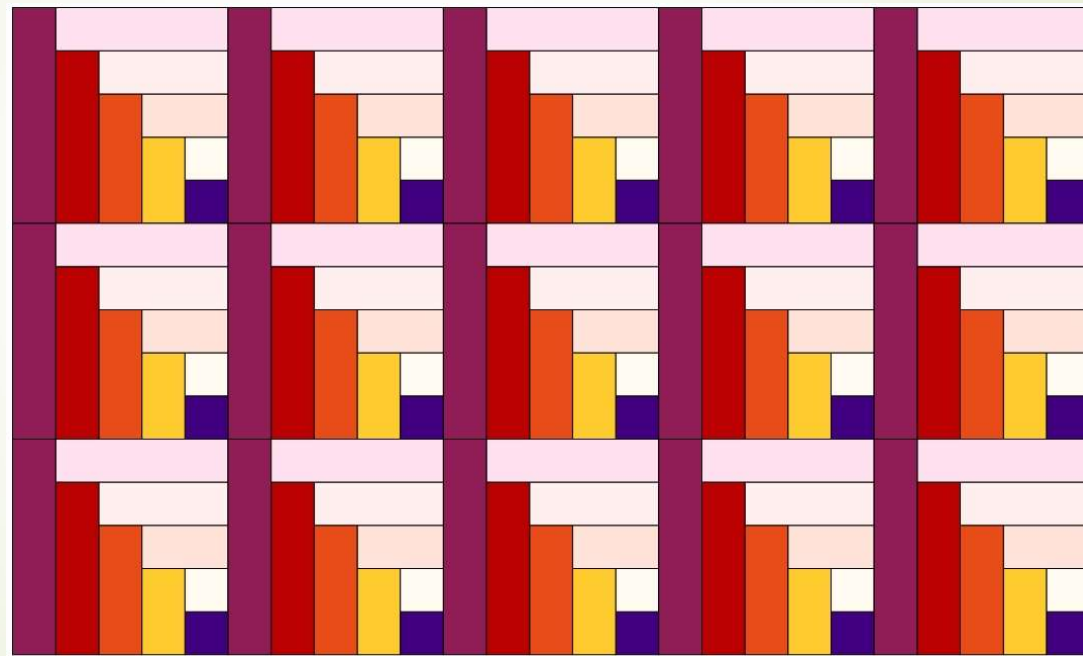




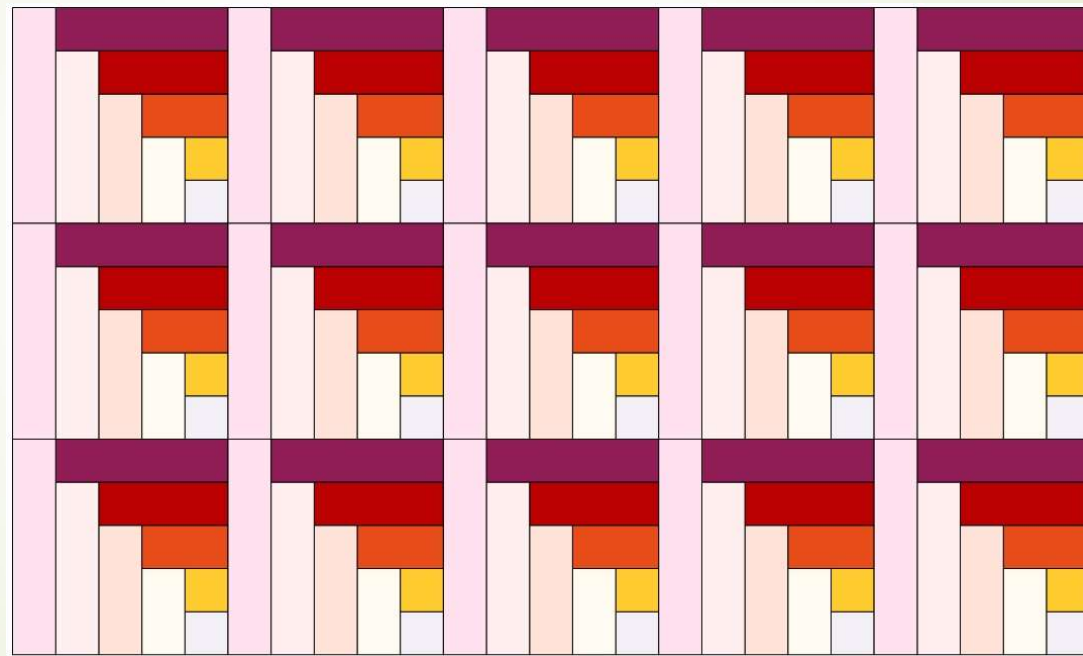
## Setting Examples – On Point




## Setting Examples – Rows




## Setting Examples – Rows with Light Starting Square




## Setting Examples – As Background to Applique




## Variation Examples – Snowballed or Popped Corners



## Variation Examples – Popped Sashing & Four Patch 1

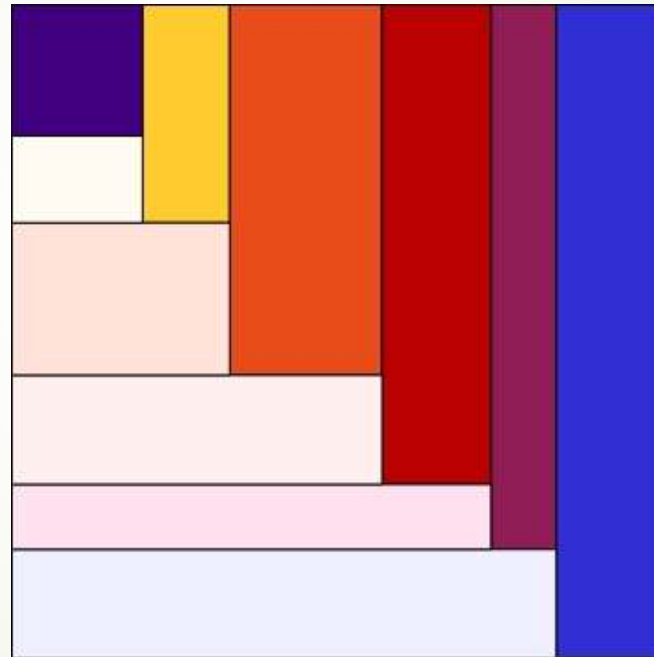


## Variation Examples – Popped Sashing & Four Patch 2



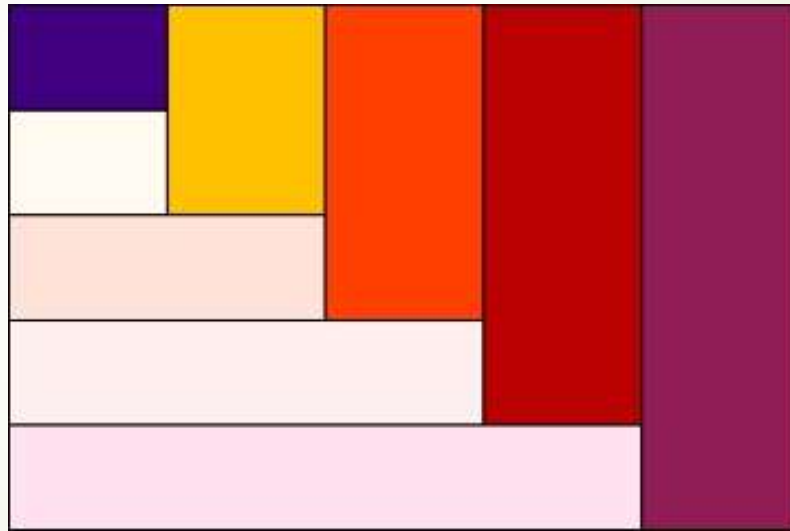


## Block Variations – Uneven logs but same on both sides






Block Variations – Rectangle – logs on one side narrower than other



## Block Variations – Wonky



## 2025 Challenge

- A quilt using Half Log Cabin Blocks
- Any size that is no larger than 38" x 38" (12" x 36" wall hanging, 38" x 38" wheelchair quilt, 12" x 18" placemat, etc.)
- You choose
  - Setting – From examples shared or your own design
  - Borders – As you desire
  - Fabric selection/Color scheme – Traditional, bright, batik, solids, children's, etc.
  - Size of blocks – Square, rectangular (if logs on one side are narrower than other)
  - Width of logs – All same, each round different, wonky
- Due at August 13<sup>th</sup> meeting with Monadnock Quilters' Guild as guests