

# Wordplay: CAN

Name: \_\_\_\_\_ 

**SIGHT WORD: CAN**

1. Spell it!  **can**

2. How many syllables? **soda**  
1 2 3

3. Copy the words in the correct order to make a sentence. Do not forget ending punctuation.  
**is here can The**  
The can is here.

4. Fill in the bubble.  
  cat  can  ran


5. Circle the word.  
**can cat cut fan**  
**cap cat can**  
**cat can cab**


6. Read and color.  
**The can is red.** 


7. Write the missing letter.  
**can**  
**can**  
**can**


©2013 Dwayne Douglas Kohn www.MisterKindergarten.com


staple pictures here

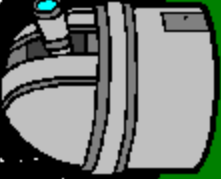
 **sun.**

 **stars.**

 **rainbow.**

 **cloud.**

 **moon.**

 **Look up! You can see the**

Common Core Standards: Kindergarten Language Arts: Foundational Skills  
RF.K.3 - Read common high-frequency words by sight.

©2013 Dwayne Douglas Kohn www.MisterKindergarten.com

Name: \_\_\_\_\_

**CAN** **can** **CAN** **can**

**CAN** **can** **CAN** **can**

INSTRUCTIONS: Cut out the letters below.  
Glue each letter under the matching letter. Write the word below.  
©2012 Dwayne Douglas Kohn www.MisterKindergarten.com

**C N n A a C**

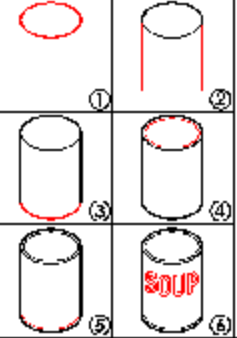

Common Core Standards: Kindergarten Language Arts: Foundational Skills

Name: \_\_\_\_\_

Read.  
**Can you see the can?**

Trace.  
**Can you see the can?**

Write.  
**Can you see the can?**

Draw.  
  **SOUP**

©2010 SMART AS A FOX Teaching Materials www.MisterKindergarten.com

**you see ? Can can the**

Name: \_\_\_\_\_

**can**

1. Color the word **can**.  
**can can can can**


2. Trace the word **can**.  
**can can can can can**

3. Write the word **can** 5 times.  
**can can can can can**

4. Trace the sentence and read it aloud.  
**I can see a can.**

5. Now write the sentence by yourself.  
**I can see a can.**

6. Close your eyes and spell **can**.

7. You can color the can! 

**I can see a can.**

©2012 SMART AS A FOX Teaching Materials www.MisterKindergarten.com

**can** **can**

**CAN** **can**

www.MisterKindergarten.com ©2014 Dwayne Douglas Kohn

# WORD PLAY

Thank you for your purchase of this title. Inside you will find six exciting reproducibles for the study of this sight word:

1. **LETTER MATCH:** Students cut out letters and match them to spell the sight word in both uppercase as well as lowercase letters! Match uppercase to uppercase and lowercase to lowercase or have them match the lowercase to uppercase and the uppercase to lowercase for a change of pace!
2. **SIGHT WORD FLIP BOOK:** Students flip up the pages to read a simple sentence with the sight word!
3. **WORKSHEET:** Practice reading, tracing, writing and more in this worksheet. Perfect for homework review!
4. **MORNING WORK:** So many skills are covered on this page: reading, writing, spelling, and more!
5. **CUT, PASTE AND DRAW:** Continue practicing the sight word with a fun cut & paste activity PLUS learn to draw!
6. **WORD SHAPE FLIP BOOKLET:** Students make a unique flip booklet that is in the shape of the sight word! Have them practice writing the word on each page, stamp the word, draw pictures of things that start with that page's letter... the possibilities are endless!

Each page is available as a black & white student reproducible as well as a full color teacher sample! Look for other **WORDPLAY: SIGHT WORDS** as well as over 300 other reproducible materials at [www.MisterKindergarten.com](http://www.MisterKindergarten.com).

---

Be sure to "follow" me on TeachersPayTeachers.com for WEEKLY FREEBIES!  
As the name suggests, every week a new download is available for FREE! Click "follow me" at:


<http://www.teacherspayteachers.com/Store/Dwayne-Kohn>

DWAYNE KOHN'S


## WEEKLY FREEBIE

Name: \_\_\_\_\_

CAN



can



CAN

can

INSTRUCTIONS: Cut out the letters below.

Glue each letter under the matching letter. Write the word below.

©2012 Dwayne Douglas Kohn    www.MisterKindergarten.com

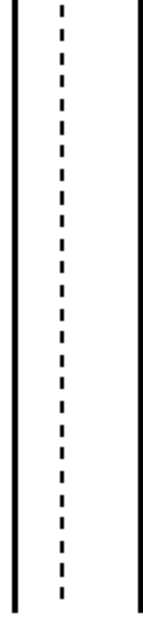
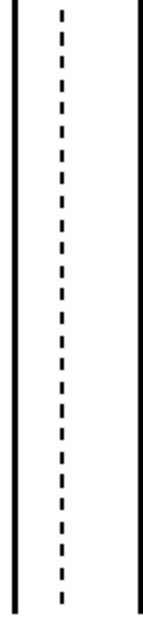


Name: \_\_\_\_\_

CAN



can

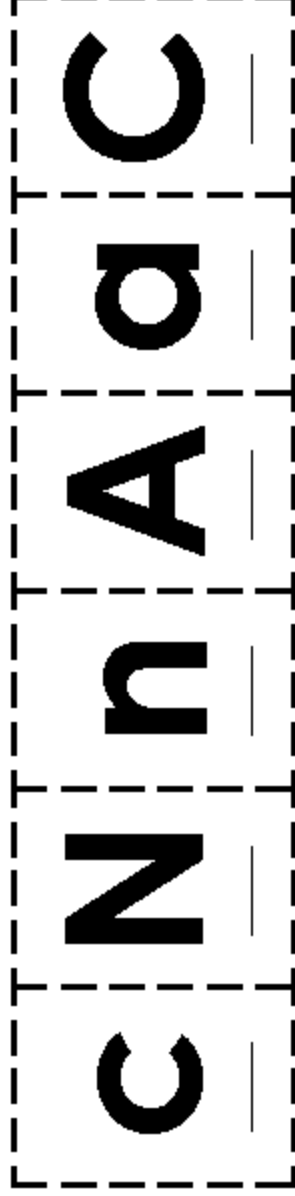


INSTRUCTIONS: Cut out the letters below.

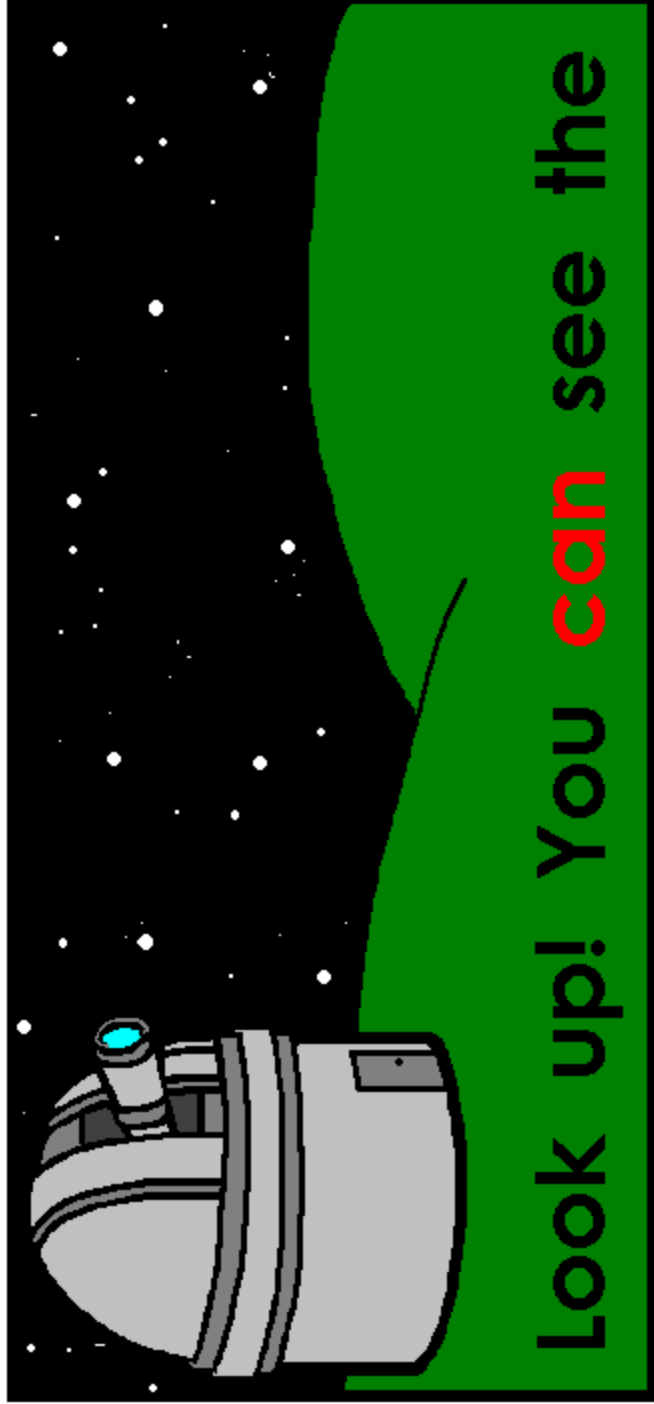
Glue each letter under the matching letter. Write the word below.

©2012 Dwayne Douglas Kohn

[www.MisterKindergarten.com](http://www.MisterKindergarten.com)




Common Core Standards: Kindergarten Language Arts: Foundational Skills  
RF.K.3 - Read common high-frequency words by sight.




Look up! You **can** see the


staple pictures here




sun.




moon.



cloud.




rainbow.




stars.

staple pictures here



sun.



Look up! You can see the



moon.



cloud.



rainbow.



stars.

Name: \_\_\_\_\_

# can

1. Color the word can.

can can can can

2. Trace the word can.

can can can can can

3. Write the word can 5 times.

can can can can can

4. Trace the sentence and read it aloud.

I can see a can.

5. Now write the sentence by yourself.

I can see a can.

6. Close your eyes and spell can.

7. You can color the can!

## I can see a can.



Name: \_\_\_\_\_

# can

1. Color the word can.

can can can can

2. Trace the word can.

can can can can can

3. Write the word can 5 times.

\_\_\_\_\_

\_\_\_\_\_

\_\_\_\_\_

4. Trace the sentence and read it aloud.

I can see a can.

5. Now write the sentence by yourself.

\_\_\_\_\_

\_\_\_\_\_

\_\_\_\_\_

6. Close your eyes and spell can.

7. You can color the can!

## I can see a can.





can

Name: \_\_\_\_\_

# SIGHT WORD: CAN

1 Spell it!


|   |   |   |
|---|---|---|
| c | a | n |
|---|---|---|



2 How many syllables?

soda

1  2  3




3 Copy the words in the correct order to make a sentence. Do not forget ending punctuation.

|    |      |     |     |
|----|------|-----|-----|
| is | here | can | The |
|----|------|-----|-----|

The can is here.

4 Fill in the bubble.



cat  
 can  
 ran

5 Circle the word.

can cat cut fan  
cap cat can  
cat can cab

6 Read and color.

The can is red.



7 Make a rhyme!

can

ran

8 Write the missing letter.



c an  
c an  
c an




Name: \_\_\_\_\_

# SIGHT WORD: CAN

1 Spell it!

|  |  |  |
|--|--|--|
|  |  |  |
|--|--|--|




2 How many syllables?

soda

1      2      3




3 Copy the words in the correct order to make a sentence. Do not forget ending punctuation.

|    |      |     |     |
|----|------|-----|-----|
| is | here | can | The |
|----|------|-----|-----|

\_\_\_\_\_

\_\_\_\_\_

4 Fill in the bubble.



cat

can

ran

5 Circle the word.

can cat cut fan

cap cat can

cat can cab

6 Read and color.

The can is red.



7 Make a rhyme!


**can**

\_\_\_\_\_

\_\_\_\_\_

\_\_\_\_\_

8 Write the missing letter.



   an

c   n

ca

Name \_\_\_\_\_

Read.

Can you see the can?

Trace.

Can you see the can?


Write.

Can you see the can?

Glue.

Can you see the can ?

Draw.



Name \_\_\_\_\_

Read.

Can you see the can?

Trace.

Can you see the can?



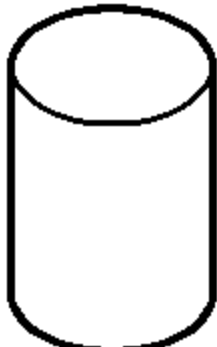
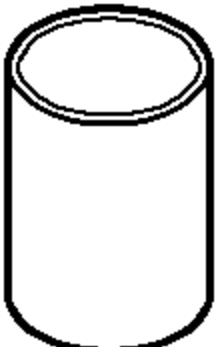
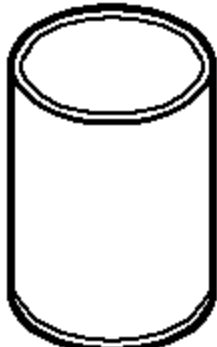

Write.

Blank handwriting lines for writing practice.

Glue.

Blank space for gluing cutouts.

Draw.

|  |  |  |
|--|--|--|
| <br>① | <br>② |  |
| <br>③ | <br>④ |  |
| <br>⑤ | <br>⑥ |  |

you see ? Can can the

can

c

o

s

can

ca

o

c