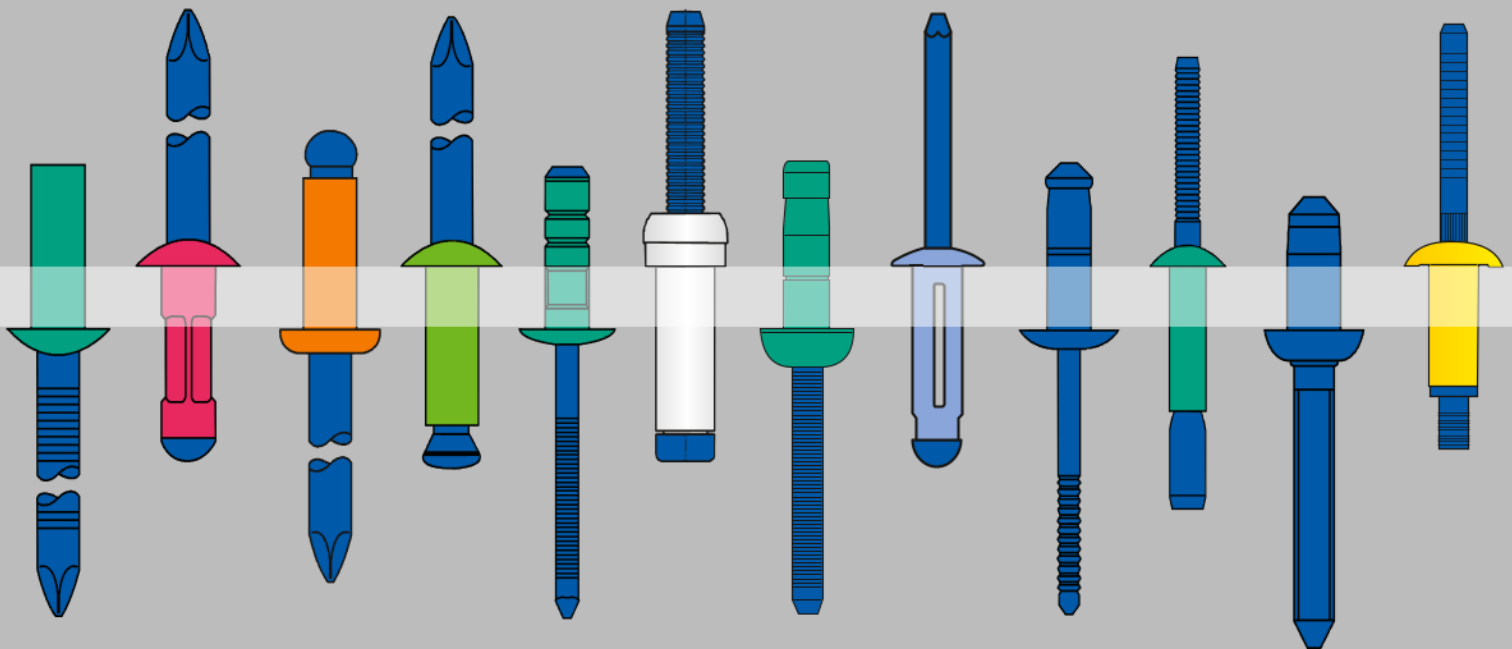


# Kantilal & Brothers

*Your Fastening Need Companion*

ISO 9001:2015 Certified Company



## Blind Rivets Catalogue 2023

K&B is a leading Importer & Distributor of industrial fastening systems in India. Today's product range includes standard blind rivets (open type, closed-end type), special blind rivets (multi-grip, grooved type, peel type, tri-fold type), structural rivets (CUP-FIX, HEM-FIX, A-FIX, BULB-LOCK, T-BULB) All products are under "KBFIX" brand.

OPEN TYPE BLIND RIVET		
1-AS	5050 Alu./Steel	1-4
2-AS	5052 Alu./Steel	5-8
3-AS	5154 Alu./Steel	9-12
AB	Alu./Stainless Steel	13-14
AA	Alu./Alu.	15
SS	Steel/Steel	16-19
BB	Stainless Steel/Stainless Steel	20-23
BS	Stainless Steel/Steel	24-26
CS	Copper/Steel	27
CB	Copper/Stainless Steel	28
CLOSED END TYPE POP RIVET		
ASF	5056 Alu./Steel	29-31
AAF	Alu./Alu.	32
ABF	Alu./Stainless Steel	33
BBF-S	Stainless Steel/Stainless Steel	34-35
SSF	Steel/Steel	36
CSF	Copper/Steel	37
CBF	Copper/Stainless Steel	38
SPECIAL TYPE RIVET		
ASMG	Alu./Steel Multi-Grip Type	39-41
ABMG	Alu./Stainless Multi-Grip Type	42
SSMG	Steel/Steel Multi-Grip Type	43-45
BBMG	All Stainless Multi-Grip Type	46
ASP	Alu./Steel Peel Type	47
ASG	Alu./Steel Grooved Type	48
TRI-FIX	Tri-fold Type (Alu)	49
STRUCTURAL RIVET		
C-FIX	CUP-FIX(Steel, Stainless)	50-51
C-LOCK	CUP-LOCK(Alu, Steel, Stainless)	52-54
A-FIX	A-FIX(Steel, Stainless)	55-56
H-FIX	HEM-FIX(Alu, Steel, Stainless)	57-59
B-LOCK	BULB-LOCK (Steel)	60
T-BULB	T-BULB Type (Steel)	61

## General Purpose of Rivet (Features And Application)

### Open Type

Wide rivet range. Providing strong, low cost fastenings, ideal for a wide variety of applications.

### Closed-End Type

For water or pressure tight fastenings, 100% mandrel head retention.

### Multi-grip Type

Wide grip range, ideal for use in inconsistent holes, reduced rivet inventory.

### Grooved Type

For hole in fibrous materials like wood. Fibres of material grasped between closed grooves.

### Peel Type

Suitable for joining soft or friable materials, like plastics, rubber, wood, GRP and laminates.

### TRI-FIX Type

Large bearing area through split tail, wide grip range, suitable for fragile and soft applications.

### CUP-FIX

Good vibration & water resistance. Complete hole fill and sealing capability, High shear & tensile.

### HEM-FIX

Large blind-side footprint for use in thin sheet or brittle material applications. Superior shear & tensile.

### A-FIX

High strength steel breakstem fasteners with excellent bulbing tail formation. Ideal for thin sheet materials.

### BULB-LOCK

Super shear and tensile strength. Excellent vibration resistance. Large blind side bearing area.

### T-BULB

Mandrel break flush in whole grip range, achieved by special ring, stem mechanically locked.



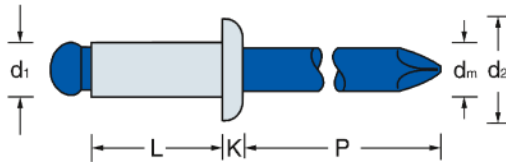
# ALUMINIUM / STEEL OPEN TYPE

## DOME HEAD

## KB FIX RIVET : 1-AS SERIES

MATERIAL:

Body : 5050 Alu.Alloy  
Mandrel : Steel



FINISH:

Body : Polished  
Mandrel : Zinc Plated

$d_1$	L [+1 / -0.2]	Grip Range 	Art.Code	$d_2$	k	Drill 	P Min.	dm Ref.	Shear N	Tensile N
2.4 +0.08 -0.10	4.0	0.5-2.0	1-AS 2404	5.0 [+0 / -0.7]	0.65 [+/-0.15]	2.5	27	1.45	175	260
	6.0	2.0-4.0	2406							
	8.0	4.0-6.0	2408							
	10.0	6.0-8.0	2410							
	12.0	8.0-10.0	2412							
3.0 +0.08 -0.10	6.0	1.0-3.5	1-AS 3006	6.5 [+0 / -0.7]	0.80 [+/-0.2]	3.1	27	1.75	295	375
	8.0	3.5-5.5	3008							
	10.0	5.5-7.0	3010							
	12.0	7.0-9.0	3012							
	14.0	9.0-11.0	3014							
	16.0	11.0-13.0	3016							
	18.0	13.0-15.0	3018							
20.0	15.0-17.0	3020								
3.2 +0.08 -0.10	6.0	1.0-3.5	1-AS 3206	6.5 [+0 / -0.7]	0.80 [+/-0.2]	3.3	27	1.75	360	450
	8.0	3.5-5.5	3208							
	10.0	5.5-7.0	3210							
	12.0	7.0-9.0	3212							
	14.0	9.0-11.0	3214							
	16.0	11.0-13.0	3216							
	18.0	13.0-15.0	3218							
	20.0	15.0-17.0	3220							
25.0	17.0-22.0	3225								
4.0 +0.08 -0.15	6.0	1.0-3.0	1-AS 4006	8.0 [+0 / -1.0]	1.0 [+/-0.3]	4.1	27	2.15	540	750
	8.0	3.0-5.0	4008							
	10.0	5.0-6.5	4010							
	12.0	6.5-8.5	4012							
	14.0	8.5-10.5	4014							
	16.0	10.5-12.5	4016							
	18.0	12.5-14.5	4018							
	20.0	14.5-16.5	4020							
	25.0	16.5-21.5	4025							
	30.0	21.5-26.0	4030							
	35.0	26.0-30.0	4035							
4.8 +0.08 -0.15	6.0	1.5-2.5	1-AS 4806	9.5 [+0 / -1.0]	1.1 [+/-0.3]	4.9	27	2.65	935	1050
	8.0	2.5-4.0	4808							
	10.0	4.0-6.0	4810							
	12.0	6.0-8.0	4812							
	14.0	8.0-10.0	4814							

To be continued



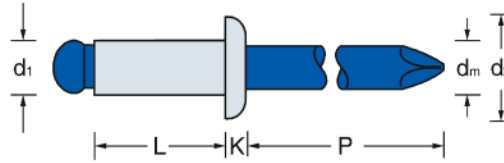
# ALUMINIUM / STEEL OPEN TYPE

## DOME HEAD

## KBFIX RIVET : 1-AS SERIES

MATERIAL:

Body : 5050 Alu.Alloy  
Mandrel : Steel



FINISH:

Body : Polished  
Mandrel : Zinc Plated

$d_1$	L [+1 / -0.2]	Grip Range 	Art.Code	$d_2$	k	Drill 	P Min.	dm Ref.	Shear N	Tensile N
<b>4.8</b> +0.08 -0.15	16.0	10.0 - 12.0	1-AS 4816	9.5 [+0 / -1.0]	1.1 [+ / -0.3]	4.9	27	2.65	935	1050
	18.0	12.0 - 14.0	4818							
	20.0	14.0 - 16.0	4820							
	25.0	16.0 - 21.0	4825							
	30.0	21.0 - 25.0	4830							
	35.0	25.0 - 30.0	4835							
40.0	30.0 - 35.0	4840								
<b>5.0</b> +0.08 -0.15	6.0	1.5 - 2.5	1-AS 5006	9.5 [+0 / -1.0]	1.1 [+ / -0.3]	5.1	27	2.65	1100	1175
	8.0	2.5 - 4.5	5008							
	10.0	4.5 - 6.0	5010							
	12.0	6.0 - 8.0	5012							
	14.0	8.0 - 10.0	5014							
	16.0	10.0 - 12.0	5016							
	18.0	12.0 - 14.0	5018							
	20.0	14.0 - 16.0	5020							
	25.0	16.0 - 20.0	5025							
	30.0	20.0 - 25.0	5030							
35.0	25.0 - 30.0	5035								
40.0	30.0 - 35.0	5040								
<b>6.0</b> +0.08 -0.15	8.0	2.0 - 3.0	1-AS 6008	12 [+0 / -1.5]	1.5 [+ / -0.4]	6.1	31	3.25	1350	1940
	10.0	3.0 - 5.0	6010							
	12.0	5.0 - 7.0	6012							
	14.0	7.0 - 9.0	6014							
	16.0	9.0 - 11.0	6016							
	18.0	11.0 - 13.0	6018							
	20.0	13.0 - 15.0	6020							
	25.0	15.0 - 20.0	6025							
30.0	20.0 - 25.0	6030								
<b>6.4</b> +0.08 -0.15	10.0	3.0 - 4.0	1-AS 6410	13 [+0 / -1.5]	1.8 [+ / -0.4]	6.5	31	3.80	1460	2050
	12.0	4.0 - 6.0	6412							
	14.0	6.0 - 8.0	6414							
	16.0	8.0 - 10.0	6416							
	18.0	10.0 - 12.0	6418							
	20.0	12.0 - 14.0	6420							
	25.0	14.0 - 18.0	6425							
	30.0	18.0 - 23.0	6430							
	35.0	23.0 - 28.0	6435							
	40.0	28.0 - 33.0	6440							

Colored Rivets. Other Size. Special Request : Contact Us



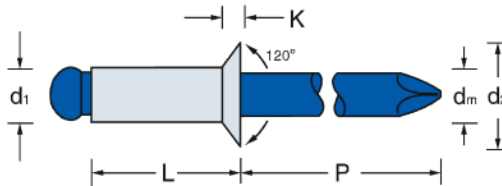
# ALUMINIUM / STEEL OPEN TYPE

## CSK HEAD

## KBFIX RIVET : 1-AS SERIES

MATERIAL:

Body : 5050 Alu.Alloy  
Mandrel : Steel



FINISH:

Body : Polished  
Mandrel : Zinc Plated

$d_1$	L [+1 / -0.2]	Grip Range	Art.Code	$d_2$	k Ref.	Drill	P Min.	dm Ref.	Shear N	Tensile N
3.0 +0.08 -0.10	6.0	1.5 - 3.5	1-ASC 3006	6.0 [+0 / -0.4]	0.9	3.1	27	1.75	295	375
	8.0	3.5 - 5.5	3008							
	10.0	5.5 - 7.0	3010							
	12.0	7.0 - 9.0	3012							
3.2 +0.08 -0.10	14.0	9.0 - 11.0	3014	6.0 [+0 / -0.4]	0.9	3.3	27	1.75	360	450
	6.0	1.5 - 3.5	1-ASC 3206							
	8.0	3.5 - 5.5	3208							
	10.0	5.5 - 7.0	3210							
4.0 +0.08 -0.15	12.0	7.0 - 9.0	3212	7.5 [+0 / -0.5]	1.0	4.1	27	2.15	540	750
	14.0	9.0 - 11.0	3214							
	16.0	11.0 - 13.0	3216							
	18.0	12.5 - 14.5	4018							
4.8 +0.08 -0.15	20.0	14.5 - 16.5	4020	9.0 [+0 / -0.5]	1.2	4.9	27	2.65	935	1050
	6.0	1.5 - 3.0	1-ASC 4006							
	8.0	3.0 - 5.0	4008							
	10.0	5.0 - 6.5	4010							
	12.0	6.5 - 8.5	4012							
	14.0	8.5 - 10.5	4014							
	16.0	10.5 - 12.5	4016							
	18.0	12.5 - 14.5	4018							
5.0 +0.08 -0.15	20.0	14.0 - 16.0	4820	9.0 [+0 / -0.5]	1.2	5.1	27	2.65	1100	1175
	8.0	2.5 - 4.5	1-ASC 4808							
	10.0	4.5 - 6.0	4810							
	12.0	6.0 - 8.0	4812							
	14.0	8.0 - 10.0	4814							
	16.0	10.0 - 12.0	4816							
	18.0	12.0 - 14.0	4818							
	20.0	14.0 - 16.0	5020							
5.0 +0.08 -0.15	25.0	16.0 - 21.0	5025	9.0 [+0 / -0.5]	1.2	5.1	27	2.65	1100	1175
	8.0	2.5 - 4.5	1-ASC 5008							
	10.0	4.5 - 6.0	5010							
	12.0	6.0 - 8.0	5012							
	14.0	8.0 - 10.0	5014							
	16.0	10.0 - 12.0	5016							
	18.0	12.0 - 14.0	5018							
	20.0	14.0 - 16.0	5020							
30.0	21.0 - 25.0	5030								

Colored Rivets. Other Size. Special Request : Contact Us



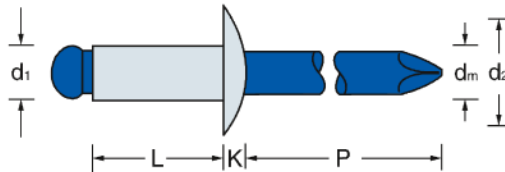
# ALUMINIUM / STEEL OPEN TYPE

## LARGE HEAD

## KBFIX RIVET : 1-AS SERIES

MATERIAL:

Body : 5050 Alu.Alloy  
Mandrel : Steel



FINISH:

Body : Polished  
Mandrel : Zinc Plated

$d_1$	L [+1 / -0.2]	Grip Range 	Art.Code	$d_2$	k Max.	Drill 	P Min.	dm Ref.	Shear N	Tensile N
<b>3.2</b> +0.08 -0.10	6.0	1.0 - 3.5	1-ASLF 3206	9.5 [+0.3 / -0.7]	2.00	3.3	27	1.75	360	450
	8.0	3.5 - 5.0	3208							
	10.0	5.0 - 7.0	3210							
	12.0	7.0 - 9.0	3212							
	14.0	9.0 - 11.0	3214							
16.0	11.0 - 13.0	3216								
<b>4.0</b> +0.08 -0.15	6.0	1.0 - 3.0	1-ASLF 4006	12.0 [+0.5 / -1.0]	2.50	4.1	27	2.15	540	750
	8.0	3.0 - 5.0	4008							
	10.0	5.0 - 6.5	4010							
	12.0	6.5 - 8.5	4012							
	14.0	8.5 - 10.5	4014							
	16.0	10.5 - 12.5	4016							
	18.0	12.5 - 14.5	4018							
	20.0	14.5 - 16.5	4020							
25.0	16.5 - 21.5	4025								
<b>4.8</b> +0.08 -0.15	8.0	1.5 - 4.0	1-ASLF 4808	16 [+0.5 / -1.0]	2.50	4.9	27	2.65	935	1050
	10.0	4.0 - 6.0	4810							
	12.0	6.0 - 8.0	4812							
	14.0	8.0 - 10.0	4814							
	16.0	10.0 - 12.0	4816							
	18.0	12.0 - 14.0	4818							
	20.0	14.0 - 16.0	4820							
	22.0	16.0 - 18.0	4822							
	24.0	18.0 - 20.0	4824							
	25.0	16.0 - 21.0	4825							
	30.0	21.0 - 25.0	4830							
35.0	25.0 - 30.0	4835								

Colored Rivets. Other Size. Special Request : Contact Us

Large Head 14mm For 4.8mm Rivets is Available



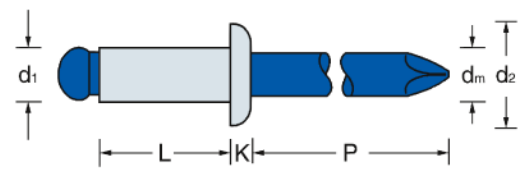
# ALUMINIUM / STEEL OPEN TYPE

## DOME HEAD

## KB FIX RIVET : 2-AS SERIES

MATERIAL:

Body : 5052 Alu.Alloy  
Mandrel : Steel



FINISH:

Body : Polished  
Mandrel : Zinc Plated

$d_1$	L [+1 / -0.2]	Grip Range 	Art.Code	$d_2$	k	Drill 	P Min.	dm Ref.	Shear N	Tensile N
<b>2.4</b> +0.08 -0.10	4.0	0.5-2.0	2-AS 2404	5.0 [+0 / -0.7]	0.65 [+/-0.15]	2.5	27	1.45	310	360
	6.0	2.0-4.0	2406							
	8.0	4.0-6.0	2408							
	10.0	6.0-8.0	2410							
	12.0	8.0-10.0	2412							
<b>3.0</b> +0.08 -0.10	6.0	1.0-3.5	2-AS 3006	6.5 [+0 / -0.7]	0.80 [+/-0.2]	3.1	27	1.75	500	530
	8.0	3.5-5.5	3008							
	10.0	5.5-7.0	3010							
	12.0	7.0-9.0	3012							
	14.0	9.0-11.0	3014							
	16.0	11.0-13.0	3016							
	18.0	13.0-15.0	3018							
20.0	15.0-17.0	3020								
<b>3.2</b> +0.08 -0.10	6.0	1.0-3.5	2-AS 3206	6.5 [+0 / -0.7]	0.80 [+/-0.2]	3.3	27	1.75	600	670
	8.0	3.5-5.5	3208							
	10.0	5.5-7.0	3210							
	12.0	7.0-9.0	3212							
	14.0	9.0-11.0	3214							
	16.0	11.0-13.0	3216							
	18.0	13.0-15.0	3218							
	20.0	15.0-17.0	3220							
25.0	17.0-22.0	3225								
<b>4.0</b> +0.08 -0.15	6.0	1.0-3.0	2-AS 4006	8.0 [+0 / -1.0]	1.0 [+/-0.3]	4.1	27	2.15	850	1020
	8.0	3.0-5.0	4008							
	10.0	5.0-6.5	4010							
	12.0	6.5-8.5	4012							
	14.0	8.5-10.5	4014							
	16.0	10.5-12.5	4016							
	18.0	12.5-14.5	4018							
	20.0	14.5-16.5	4020							
	25.0	16.5-21.5	4025							
	30.0	21.5-26.0	4030							
35.0	26.0-30.0	4035								
<b>4.8</b> +0.08 -0.15	6.0	1.5-2.5	2-AS 4806	9.5 [+0 / -1.0]	1.1 [+/-0.3]	4.9	27	2.65	1250	1430
	8.0	2.5-4.0	4808							
	10.0	4.0-6.0	4810							
	12.0	6.0-8.0	4812							
	14.0	8.0-10.0	4814							

To be continued



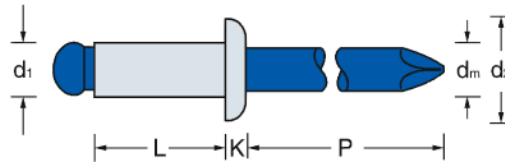
# ALUMINIUM / STEEL OPEN TYPE

## DOME HEAD

## KBFIX RIVET : 2-AS SERIES

MATERIAL:

Body : 5052 Alu.Alloy  
Mandrel : Steel



FINISH:

Body : Polished  
Mandrel : Zinc Plated

$d_1$	L [+1 / -0.2]	Grip Range 	Art.Code	$d_2$	k	Drill 	P Min.	dm Ref.	Shear N	Tensile N
<b>4.8</b> +0.08 -0.15	16.0	10.0 - 12.0	2-AS 4816	9.5 [+0 / -1.0]	1.1 [+ / -0.3]	4.9	27	2.65	1250	1430
	18.0	12.0 - 14.0	4818							
	20.0	14.0 - 16.0	4820							
	25.0	16.0 - 21.0	4825							
	30.0	21.0 - 25.0	4830							
	35.0	25.0 - 30.0	4835							
40.0	30.0 - 35.0	4840								
<b>5.0</b> +0.08 -0.15	6.0	1.5 - 2.5	2-AS 5006	9.5 [+0 / -1.0]	1.1 [+ / -0.3]	5.1	27	2.65	1400	2000
	8.0	2.5 - 4.5	5008							
	10.0	4.5 - 6.0	5010							
	12.0	6.0 - 8.0	5012							
	14.0	8.0 - 10.0	5014							
	16.0	10.0 - 12.0	5016							
	18.0	12.0 - 14.0	5018							
	20.0	14.0 - 16.0	5020							
	25.0	16.0 - 20.0	5025							
	30.0	20.0 - 25.0	5030							
35.0	25.0 - 30.0	5035								
40.0	30.0 - 35.0	5040								
<b>6.0</b> +0.08 -0.15	8.0	2.0 - 3.0	2-AS 6008	12 [+0 / -1.5]	1.5 [+ / -0.4]	6.1	31	3.25	2400	3000
	10.0	3.0 - 5.0	6010							
	12.0	5.0 - 7.0	6012							
	14.0	7.0 - 9.0	6014							
	16.0	9.0 - 11.0	6016							
	18.0	11.0 - 13.0	6018							
	20.0	13.0 - 15.0	6020							
	25.0	15.0 - 20.0	6025							
30.0	20.0 - 25.0	6030								
<b>6.4</b> +0.08 -0.15	10.0	3.0 - 4.0	2-AS 6410	13 [+0 / -1.5]	1.8 [+ / -0.4]	6.5	31	3.80	2700	3150
	12.0	4.0 - 6.0	6412							
	14.0	6.0 - 8.0	6414							
	16.0	8.0 - 10.0	6416							
	18.0	10.0 - 12.0	6418							
	20.0	12.0 - 14.0	6420							
	25.0	14.0 - 18.0	6425							
	30.0	18.0 - 23.0	6430							
	35.0	23.0 - 28.0	6435							
	40.0	28.0 - 33.0	6440							

Colored Rivets. Other Size. Special Request : Contact Us





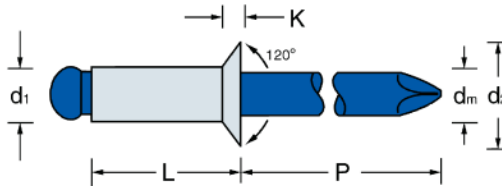
# ALUMINIUM / STEEL OPEN TYPE

## CSK HEAD

## KB FIX RIVET : 2-AS SERIES

MATERIAL:

Body : 5052 Alu.Alloy  
Mandrel : Steel



FINISH:

Body : Polished  
Mandrel : Zinc Plated

d <sub>1</sub>	L [+1 / -0.2]	Grip Range	Art.Code	d <sub>2</sub>	k Ref.	Drill	P Min.	dm Ref.	Shear N	Tensile N
3.0 +0.08 -0.10	6.0	1.5 - 3.5	2-ASC 3006	6.0 [+0 / -0.4]	0.9	3.1	27	1.75	500	530
	8.0	3.5 - 5.5	3008							
	10.0	5.5 - 7.0	3010							
	12.0	7.0 - 9.0	3012							
	14.0	9.0 - 11.0	3014							
3.2 +0.08 -0.10	6.0	1.5 - 3.5	2-ASC 3206	6.0 [+0 / -0.4]	0.9	3.3	27	1.75	600	670
	8.0	3.5 - 5.5	3208							
	10.0	5.5 - 7.0	3210							
	12.0	7.0 - 9.0	3212							
	14.0	9.0 - 11.0	3214							
16.0	11.0 - 13.0	3216								
4.0 +0.08 -0.15	6.0	1.5 - 3.0	2-ASC 4006	7.5 [+0 / -0.5]	1.0	4.1	27	2.15	850	1020
	8.0	3.0 - 5.0	4008							
	10.0	5.0 - 6.5	4010							
	12.0	6.5 - 8.5	4012							
	14.0	8.5 - 10.5	4014							
	16.0	10.5 - 12.5	4016							
	18.0	12.5 - 14.5	4018							
20.0	14.5 - 16.5	4020								
4.8 +0.08 -0.15	8.0	2.5 - 4.5	2-ASC 4808	9.0 [+0 / -0.5]	1.2	4.9	27	2.65	1250	1430
	10.0	4.5 - 6.0	4810							
	12.0	6.0 - 8.0	4812							
	14.0	8.0 - 10.0	4814							
	16.0	10.0 - 12.0	4816							
	18.0	12.0 - 14.0	4818							
	20.0	14.0 - 16.0	4820							
	25.0	16.0 - 21.0	4825							
30.0	21.0 - 25.0	4830								
5.0 +0.08 -0.15	8.0	2.5 - 4.5	2-ASC 5008	9.0 [+0 / -0.5]	1.2	5.1	27	2.65	1400	2000
	10.0	4.5 - 6.0	5010							
	12.0	6.0 - 8.0	5012							
	14.0	8.0 - 10.0	5014							
	16.0	10.0 - 12.0	5016							
	18.0	12.0 - 14.0	5018							
	20.0	14.0 - 16.0	5020							
	25.0	16.0 - 21.0	5025							
30.0	21.0 - 25.0	5030								

Colored Rivets. Other Size. Special Request : Contact Us



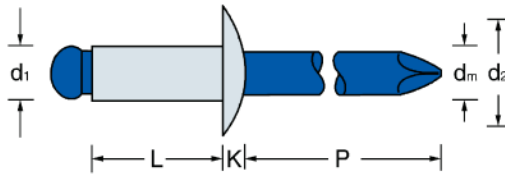
# ALUMINIUM / STEEL OPEN TYPE

## LARGE HEAD

## KBfix RIVET : 2-AS SERIES

MATERIAL:

Body : 5052 Alu.Alloy  
Mandrel: Steel



FINISH:

Body : Polished  
Mandrel : Zinc Plated

$d_1$	L [+1 / -0.2]	Grip Range	Art.Code	$d_2$	k Max.	Drill	P Min.	dm Ref.	Shear N	Tensile N
3.2 +0.08 -0.10	6.0	1.0 - 3.5	2-ASLF 3206	9.5 [+0.3 / -0.7]	2.00	3.3	27	1.75	600	670
	8.0	3.5 - 5.0	3208							
	10.0	5.0 - 7.0	3210							
	12.0	7.0 - 9.0	3212							
	14.0	9.0 - 11.0	3214							
16.0	11.0 - 13.0	3216								
4.0 +0.08 -0.15	6.0	1.0 - 3.0	2-ASLF 4006	12.0 [+0.5 / -1.0]	2.50	4.1	27	2.15	850	1020
	8.0	3.0 - 5.0	4008							
	10.0	5.0 - 6.5	4010							
	12.0	6.5 - 8.5	4012							
	14.0	8.5 - 10.5	4014							
	16.0	10.5 - 12.5	4016							
	18.0	12.5 - 14.5	4018							
	20.0	14.5 - 16.5	4020							
25.0	16.5 - 21.5	4025								
4.8 +0.08 -0.15	8.0	1.5 - 4.0	2-ASLF 4808	16 [+0.5 / -1.0]	2.50	4.9	27	2.65	1250	1430
	10.0	4.0 - 6.0	4810							
	12.0	6.0 - 8.0	4812							
	14.0	8.0 - 10.0	4814							
	16.0	10.0 - 12.0	4816							
	18.0	12.0 - 14.0	4818							
	20.0	14.0 - 16.0	4820							
	22.0	16.0 - 18.0	4822							
	24.0	18.0 - 20.0	4824							
	25.0	16.0 - 21.0	4825							
	30.0	21.0 - 25.0	4830							
35.0	25.0 - 30.0	4835								
5.0 +0.08 -0.15	8.0	2.5-4.5	2-ASLF 5008	14 [+0.5 / -1.0]	2.50	5.1	27	2.65	1400	2000
	10.0	4.5-6.0	5010							
	12.0	6.0-8.0	5012							
	14.0	8.0-10.0	5014							
	16.0	10.0-12.0	5016							
	18.0	12.0-14.0	5018							
	20.0	14.0-16.0	5020							
	25.0	16.0-21.0	5025							
	30.0	21.0-25.0	5030							

Colored Rivets. Other Size. Special Request : Contact Us

Large Head 11mm & 14mm For 4.8mm Rivets is Available



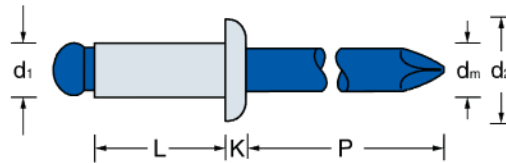
# ALUMINIUM / STEEL OPEN TYPE

## DOME HEAD

## KB FIX RIVET : 3-AS SERIES

MATERIAL:

Body : 5154 Alu.Alloy  
Mandrel: Steel



FINISH:

Body : Polished  
Mandrel : Zinc Plated

$d_1$	L [+1 / -0.2]	Grip Range 	Art.Code	$d_2$	k	Drill 	P Min.	dm Ref.	Shear N	Tensile N
<b>2.4</b> +0.08 -0.10	4.0	0.5-2.0	3-AS 2404	5.0 [+0 / -0.7]	0.65 [+/-0.15]	2.5	27	1.45	315	370
	6.0	2.0-4.0	2406							
	8.0	4.0-6.0	2408							
	10.0	6.0-8.0	2410							
	12.0	8.0-10.0	2412							
<b>3.0</b> +0.08 -0.10	6.0	1.0-3.5	3-AS 3006	6.5 [+0 / -0.7]	0.80 [+/-0.2]	3.1	27	1.81	620	720
	8.0	3.5-5.5	3008							
	10.0	5.5-7.0	3010							
	12.0	7.0-9.0	3012							
	14.0	9.0-11.0	3014							
	16.0	11.0-13.0	3016							
	18.0	13.0-15.0	3018							
20.0	15.0-17.0	3020								
<b>3.2</b> +0.08 -0.10	6.0	1.0-3.5	3-AS 3206	6.5 [+0 / -0.7]	0.80 [+/-0.2]	3.3	27	1.81	670	900
	8.0	3.5-5.5	3208							
	10.0	5.5-7.0	3210							
	12.0	7.0-9.0	3212							
	14.0	9.0-11.0	3214							
	16.0	11.0-13.0	3216							
	18.0	13.0-15.0	3218							
	20.0	15.0-17.0	3220							
25.0	17.0-22.0	3225								
<b>4.0</b> +0.08 -0.15	6.0	1.0-3.0	3-AS 4006	8.0 [+0 / -1.0]	1.0 [+/-0.3]	4.1	27	2.22	1050	1560
	8.0	3.0-5.0	4008							
	10.0	5.0-6.5	4010							
	12.0	6.5-8.5	4012							
	14.0	8.5-10.5	4014							
	16.0	10.5-12.5	4016							
	18.0	12.5-14.5	4018							
	20.0	14.5-16.5	4020							
	25.0	16.5-21.5	4025							
	30.0	21.5-26.0	4030							
	35.0	26.0-30.0	4035							
<b>4.8</b> +0.08 -0.15	6.0	1.5-2.5	3-AS 4806	9.5 [+0 / -1.0]	1.1 [+/-0.3]	4.9	27	2.72	1700	2230
	8.0	2.5-4.0	4808							
	10.0	4.0-6.0	4810							
	12.0	6.0-8.0	4812							
	14.0	8.0-10.0	4814							

To be continued



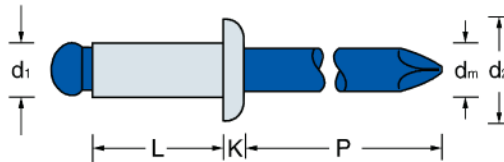
# ALUMINIUM / STEEL OPEN TYPE

## DOME HEAD

## KB FIX RIVET : 3-AS SERIES

MATERIAL:

Body : 5154 Alu.Alloy  
Mandrel : Steel



FINISH:

Body : Polished  
Mandrel : Zinc Plated

$d_1$	L [+1 / -0.2]	Grip Range 	Art.Code	$d_2$	k	Drill 	P Min.	dm Ref.	Shear N	Tensile N
<b>4.8</b> +0.08 -0.15	16.0	10.0 - 12.0	3-AS 4816	9.5 [+0 / -1.0]	1.1 [+ / -0.3]	4.9	27	2.72	1700	2230
	18.0	12.0 - 14.0	4818							
	20.0	14.0 - 16.0	4820							
	25.0	16.0 - 21.0	4825							
	30.0	21.0 - 25.0	4830							
	35.0	25.0 - 30.0	4835							
40.0	30.0 - 35.0	4840								
<b>5.0</b> +0.08 -0.15	6.0	1.5 - 2.5	3-AS 5006	9.5 [+0 / -1.0]	1.1 [+ / -0.3]	5.1	27	2.72	1900	2500
	8.0	2.5 - 4.5	5008							
	10.0	4.5 - 6.0	5010							
	12.0	6.0 - 8.0	5012							
	14.0	8.0 - 10.0	5014							
	16.0	10.0 - 12.0	5016							
	18.0	12.0 - 14.0	5018							
	20.0	14.0 - 16.0	5020							
	25.0	16.0 - 20.0	5025							
	30.0	20.0 - 25.0	5030							
35.0	25.0 - 30.0	5035								
40.0	30.0 - 35.0	5040								
<b>6.0</b> +0.08 -0.15	8.0	2.0 - 3.0	3-AS 6008	12 [+0 / -1.5]	1.5 [+ / -0.4]	6.1	31	3.25	2550	3100
	10.0	3.0 - 5.0	6010							
	12.0	5.0 - 7.0	6012							
	14.0	7.0 - 9.0	6014							
	16.0	9.0 - 11.0	6016							
	18.0	11.0 - 13.0	6018							
	20.0	13.0 - 15.0	6020							
	25.0	15.0 - 20.0	6025							
30.0	20.0 - 25.0	6030								
<b>6.4</b> +0.08 -0.15	10.0	3.0 - 4.0	3-AS 6410	13 [+0 / -1.5]	1.8 [+ / -0.4]	6.5	31	3.80	2800	4100
	12.0	4.0 - 6.0	6412							
	14.0	6.0 - 8.0	6414							
	16.0	8.0 - 10.0	6416							
	18.0	10.0 - 12.0	6418							
	20.0	12.0 - 14.0	6420							
	25.0	14.0 - 18.0	6425							
	30.0	18.0 - 23.0	6430							
	35.0	23.0 - 28.0	6435							
40.0	28.0 - 33.0	6440								

Colored Rivets. Other Size. Special Request : Contact Us

5056 Alu. Alloy rivets is Available : Contact us



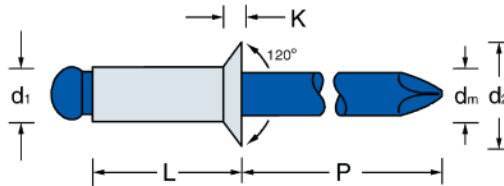
# ALUMINIUM / STEEL OPEN TYPE

## CSK HEAD

## KBfix RIVET : 3-AS SERIES

MATERIAL:

Body : 5154 Alu.Alloy  
Mandrel: Steel



FINISH:

Body : Polished  
Mandrel : Zinc Plated

$d_1$	L [+1 / -0.2]	Grip Range	Art.Code	$d_2$	k Ref.	Drill	P Min.	dm Ref.	Shear N	Tensile N
3.0 +0.08 -0.10	6.0	1.5 - 3.5	3-ASC 3006	6.0 [+0 / -0.4]	0.9	3.1	27	1.81	620	720
	8.0	3.5 - 5.5	3008							
	10.0	5.5 - 7.0	3010							
	12.0	7.0 - 9.0	3012							
3.2 +0.08 -0.10	14.0	9.0 - 11.0	3014	6.0 [+0 / -0.4]	0.9	3.3	27	1.81	670	900
	6.0	1.5 - 3.5	3-ASC 3206							
	8.0	3.5 - 5.5	3208							
	10.0	5.5 - 7.0	3210							
3.2 +0.08 -0.10	12.0	7.0 - 9.0	3212	6.0 [+0 / -0.4]	0.9	3.3	27	1.81	670	900
	14.0	9.0 - 11.0	3214							
	16.0	11.0 - 13.0	3216							
	18.0	13.0 - 15.0	3218							
4.0 +0.08 -0.15	20.0	14.5 - 16.5	4020	7.5 [+0 / -0.5]	1.0	4.1	27	2.22	1050	1560
	6.0	1.5 - 3.0	3-ASC 4006							
	8.0	3.0 - 5.0	4008							
	10.0	5.0 - 6.5	4010							
	12.0	6.5 - 8.5	4012							
	14.0	8.5 - 10.5	4014							
4.8 +0.08 -0.15	16.0	10.5 - 12.5	4016	9.0 [+0 / -0.5]	1.2	4.9	27	2.72	1700	2230
	18.0	12.5 - 14.5	4018							
	20.0	14.5 - 16.5	4020							
	8.0	2.5 - 4.5	3-ASC 4808							
	10.0	4.5 - 6.0	4810							
	12.0	6.0 - 8.0	4812							
	14.0	8.0 - 10.0	4814							
	16.0	10.0 - 12.0	4816							
5.0 +0.08 -0.15	18.0	12.0 - 14.0	4818	9.0 [+0 / -0.5]	1.2	5.1	27	2.72	1900	2500
	20.0	14.0 - 16.0	4820							
	25.0	16.0 - 21.0	4825							
	30.0	21.0 - 25.0	4830							
	8.0	2.5 - 4.5	3-ASC 5008							
	10.0	4.5 - 6.0	5010							
	12.0	6.0 - 8.0	5012							
	14.0	8.0 - 10.0	5014							
	16.0	10.0 - 12.0	5016							
	18.0	12.0 - 14.0	5018							
20.0	14.0 - 16.0	5020								
25.0	16.0 - 21.0	5025								
30.0	21.0 - 25.0	5030								

Colored Rivets. Other Size. Special Request : Contact Us



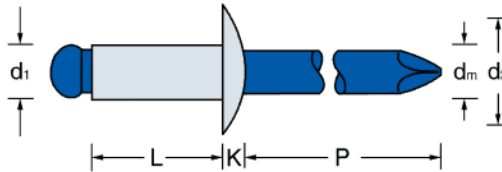
# ALUMINIUM / STEEL OPEN TYPE

## LARGE HEAD

## KBfix RIVET : 3-AS SERIES

MATERIAL:

Body : 5154 Alu.Alloy  
Mandrel: Steel



FINISH:

Body : Polished  
Mandrel : Zinc Plated

$d_1$	L [+1 / -0.2]	Grip Range 	Art.Code	$d_2$	k Max.	Drill 	P Min.	dm Ref.	Shear N	Tensile N
<b>3.2</b> +0.08 -0.10	6.0	1.0 - 3.5	3-ASLF 3206	9.5 [+0.3 / -0.7]	2.00	3.3	27	1.81	670	900
	8.0	3.5 - 5.0	3208							
	10.0	5.0 - 7.0	3210							
	12.0	7.0 - 9.0	3212							
	14.0	9.0 - 11.0	3214							
16.0	11.0 - 13.0	3216								
<b>4.0</b> +0.08 -0.15	6.0	1.0 - 3.0	3-ASLF 4006	12.0 [+0.5 / -1.0]	2.50	4.1	27	2.22	1050	1560
	8.0	3.0 - 5.0	4008							
	10.0	5.0 - 6.5	4010							
	12.0	6.5 - 8.5	4012							
	14.0	8.5 - 10.5	4014							
	16.0	10.5 - 12.5	4016							
	18.0	12.5 - 14.5	4018							
	20.0	14.5 - 16.5	4020							
25.0	16.5 - 21.5	4025								
<b>4.8</b> +0.08 -0.15	8.0	1.5 - 4.0	3-ASLF 4808	14 [+0.5 / -1.0]	2.50	4.9	27	2.72	1700	2230
	10.0	4.0 - 6.0	4810							
	12.0	6.0 - 8.0	4812							
	14.0	8.0 - 10.0	4814							
	16.0	10.0 - 12.0	4816							
	18.0	12.0 - 14.0	4818							
	20.0	14.0 - 16.0	4820							
	22.0	16.0 - 18.0	4822							
	24.0	18.0 - 20.0	4824							
	25.0	16.0 - 21.0	4825							
	30.0	21.0 - 25.0	4830							
35.0	25.0 - 30.0	4835								
<b>5.0</b> +0.08 -0.15	8.0	2.5-4.5	3-ASLF 5008	14 [+0.5 / -1.0]	2.50	5.1	27	2.72	1900	2500
	10.0	4.5-6.0	5010							
	12.0	6.0-8.0	5012							
	14.0	8.0-10.0	5014							
	16.0	10.0-12.0	5016							
	18.0	12.0-14.0	5018							
	20.0	14.0-16.0	5020							
	25.0	16.0-21.0	5025							
	30.0	21.0-25.0	5030							

Colored Rivets. Other Size. Special Request : Contact Us

Large Head 11mm & 16mm For 4.8mm Rivets: Contact Us



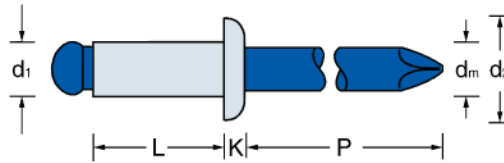
# ALU. / STAINLESS STEEL OPEN TYPE

## DOME HEAD

## KB FIX RIVET : AB SERIES

### MATERIAL:

Body : Alu.Alloy  
Mandrel : Stainless Steel



### FINISH:

Body : Polished  
Mandrel : Polished

$d_1$	L [+1 / -0.2]	Grip Range 	Art.Code	$d_2$	k	Drill 	P Min.	dm Ref.	Shear N	Tensile N
<b>3.2</b> +0.08 -0.10	6.0	1.5 - 3.5	AB 3206	6.5 [+0 / -0.7]	0.80 [+ -0.2]	3.3	27	1.81	760	980
	8.0	3.5 - 5.5	3208							
	10.0	5.5 - 7.0	3210							
	12.0	7.0 - 9.0	3212							
	14.0	9.0 - 11.0	3214							
	16.0	11.0 - 13.0	3216							
	18.0	13.0 - 15.0	3218							
20.0	15.0 - 17.0	3220								
<b>4.0</b> +0.08 -0.15	6.0	1.5 - 3.0	AB 4006	8.0 [+0 / -1.0]	1.0 [+ -0.3]	4.1	27	2.20	1160	1560
	8.0	3.0 - 5.0	4008							
	10.0	5.0 - 6.5	4010							
	12.0	6.5 - 8.5	4012							
	14.0	8.5 - 10.5	4014							
	16.0	10.5 - 12.5	4016							
	18.0	12.5 - 14.5	4018							
	20.0	14.5 - 16.5	4020							
	25.0	16.5 - 21.5	4025							
	30.0	21.5 - 26.0	4030							
35.0	26.0 - 30.0	4035								
<b>4.8</b> +0.08 -0.15	6.0	1.5 - 2.5	AB 4806	9.5 [+0 / -1.0]	1.1 [+ -0.3]	4.9	27	2.70	1700	2230
	8.0	2.5 - 4.0	4808							
	10.0	4.0 - 6.0	4810							
	12.0	6.0 - 8.0	4812							
	14.0	8.0 - 10.0	4814							
	16.0	10.0 - 12.0	4816							
	18.0	12.0 - 14.0	4818							
	20.0	14.0 - 16.0	4820							
	25.0	16.0 - 20.0	4825							
	30.0	20.0 - 25.0	4830							
35.0	25.0 - 30.0	4835								

Other Size. CSK Head. Large Head . Special Request : Contact Us



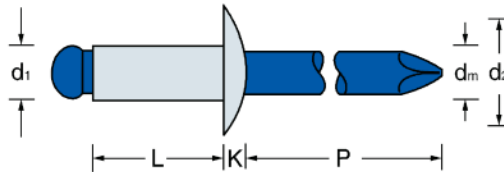
# ALU. / STAINLESS STEEL OPEN TYPE

## LARGE HEAD

## KB FIX RIVET : AB SERIES

MATERIAL:

Body : Alu.Alloy  
Mandrel : Stainless Steel



FINISH:

Body : Polished  
Mandrel : Polished

$d_1$	L [+1 / -0.2]	Grip Range 	Art.Code	$d_2$	k Max.	Drill 	P Min.	dm Ref.	Shear N	Tensile N
<b>3.2</b> +0.08 -0.10	6.0	1.5 - 3.5	AB-LF 3206	9.5 [+0.3 / -0.7]	2.0	3.3	27	1.81	760	980
	8.0	3.5 - 5.0	3208							
	10.0	5.0 - 7.0	3210							
	12.0	7.0 - 9.0	3212							
	14.0	9.0 - 11.0	3214							
16.0	11.0 - 13.0	3216								
<b>4.0</b> +0.08 -0.15	6.0	1.5 - 3.0	AB-LF 4006	12.0 [+0.5 / -1.0]	2.5	4.1	27	2.20	1160	1560
	8.0	3.0 - 5.0	4008							
	10.0	5.0 - 6.5	4010							
	12.0	6.5 - 8.5	4012							
	14.0	8.5 - 10.5	4014							
	16.0	10.5 - 12.5	4016							
	18.0	12.5 - 14.5	4018							
	20.0	14.5 - 16.5	4020							
25.0	16.5 - 21.5	4025								
<b>4.8</b> +0.08 -0.15	8.0	2.5 - 4.5	AB-LF 4808	14 [+0.5 / -1.0]	2.5	4.9	27	2.70	1700	2230
	10.0	4.5 - 6.0	4810							
	12.0	6.0 - 8.0	4812							
	14.0	8.0 - 10.0	4814							
	16.0	10.0 - 12.0	4816							
	18.0	12.0 - 14.0	4818							
	20.0	14.0 - 16.0	4820							
	22.0	16.0 - 18.0	4822							
	24.0	18.0 - 20.0	4824							
	25.0	16.0 - 21.0	4825							
	30.0	21.0 - 25.0	4830							
35.0	25.0 - 30.0	4835								

Colored Rivets. Other Size. Special Request : Contact Us

Large Head 11mm & 16mm For 4.8mm Rivets : Contact Us

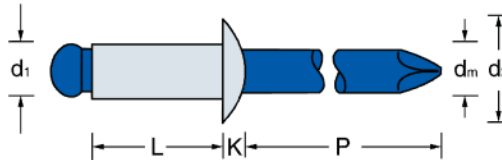


## DOME HEAD

## KB FIX RIVET : AA SERIES



### MATERIAL:

Body : 5052 Alu.Alloy  
Mandrel : Alu. Alloy



### FINISH:

Body : Polished  
Mandrel : Polished

$d_1$	L [+1 / -0.2]	Grip Range 	Art.Code	$d_2$	k Max.	Drill 	P Min.	dm Ref.	Shear N	Tensile N
<b>3.2</b> +0.08 -0.10	6.0	1.5 - 3.5	AA 3206	6.5 [+0 / -0.7]	0.80 [+ -0.2]	3.3	27	1.98	530	670
	8.0	3.5 - 5.5	3208							
	10.0	5.5 - 7.0	3210							
	12.0	7.0 - 9.0	3212							
	14.0	9.0 - 11.0	3214							
	16.0	11.0 - 13.0	3216							
	18.0	13.0 - 15.0	3218							
20.0	15.0 - 17.0	3220								
<b>4.0</b> +0.08 -0.15	6.0	1.5 - 3.0	AA 4006	8.0 [+0 / -1.0]	1.0 [+ -0.3]	4.1	27	2.42	850	1020
	8.0	3.0 - 5.0	4008							
	10.0	5.0 - 6.5	4010							
	12.0	6.5 - 8.5	4012							
	14.0	8.5 - 10.5	4014							
	16.0	10.5 - 12.5	4016							
	18.0	12.5 - 14.5	4018							
	20.0	14.5 - 16.5	4020							
	25.0	16.5 - 21.5	4025							
	30.0	21.5 - 26.0	4030							
<b>4.8</b> +0.08 -0.15	6.0	1.5 - 2.5	AA 4806	9.5 [+0 / -1.0]	1.1 [+ -0.3]	4.9	27	2.92	1160	1430
	8.0	2.5 - 4.0	4808							
	10.0	4.0 - 6.0	4810							
	12.0	6.0 - 8.0	4812							
	14.0	8.0 - 10.0	4814							
	16.0	10.0 - 12.0	4816							
	18.0	12.0 - 14.0	4818							
	20.0	14.0 - 16.0	4820							
	25.0	16.0 - 20.0	4825							
	30.0	20.0 - 25.0	4830							
	35.0	25.0 - 30.0	4835							

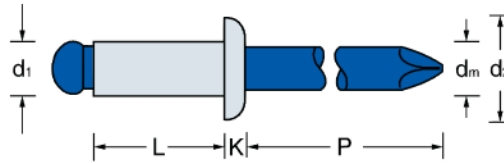
Other Size. CSK Head. Large Head . Special Request : Contact Us

## DOME HEAD

## KB FIX RIVET : SS SERIES



### MATERIAL:

Body : Steel  
Mandrel : Steel



### FINISH:

Body : Zinc Plated  
Mandrel : Zinc Plated

$d_1$	L [+1 / -0.2]	Grip Range 	Art.Code	$d_2$	k	Drill 	P Min.	dm Ref.	Shear N	Tensile N
3.0 +0.08 -0.10	6.0	1.0 - 3.0	SS 3006	6.5 [+0 / -0.7]	0.80 [+ / -0.2]	3.1	27	1.92	850	1100
	8.0	3.0 - 5.0	3008							
	10.0	5.0 - 7.0	3010							
	12.0	7.0 - 9.0	3012							
	14.0	9.0 - 11.0	3014							
16.0	11.0 - 13.0	3016								
3.2 +0.08 -0.10	6.0	1.0 - 3.0	SS 3206	6.5 [+0 / -0.7]	0.80 [+ / -0.2]	3.3	27	1.92	1160	1380
	8.0	3.0 - 5.0	3208							
	10.0	5.0 - 7.0	3210							
	12.0	7.0 - 9.0	3212							
	14.0	9.0 - 11.0	3214							
16.0	11.0 - 13.0	3216								
4.0 +0.08 -0.15	6.0	1.0 - 3.0	SS 4006	8.0 [+0 / -1.0]	1.0 [+ / -0.3]	4.1	27	2.42	1700	2200
	8.0	3.0 - 5.0	4008							
	10.0	5.0 - 6.5	4010							
	12.0	6.5 - 8.5	4012							
	14.0	8.5 - 10.5	4014							
	16.0	10.5 - 12.5	4016							
	18.0	12.5 - 14.5	4018							
	20.0	14.5 - 16.5	4020							
	25.0	16.5 - 21.5	4025							
30.0	21.5 - 26.0	4030								
4.8 +0.08 -0.15	6.0	1.5 - 2.5	SS 4806	9.5 [+0 / -1.0]	1.1 [+ / -0.3]	4.9	27	2.92	2400	3100
	8.0	2.5 - 4.0	4808							
	10.0	4.0 - 6.0	4810							
	12.0	6.0 - 8.0	4812							
	14.0	8.0 - 10.0	4814							
	16.0	10.0 - 11.5	4816							
	18.0	11.5 - 13.5	4818							
	20.0	13.5 - 15.0	4820							
	22.0	15.0 - 17.0	4822							
	25.0	17.0 - 20.0	4825							
	30.0	20.0 - 25.0	4830							

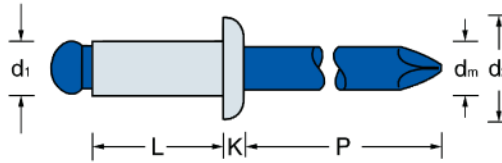
To be continued

## DOME HEAD

## KBFIX RIVET : SS SERIES



### MATERIAL:

Body : Steel  
Mandrel : Steel



### FINISH:

Body : Zinc Plated  
Mandrel : Zinc Plated

$d_1$	L [+1 / -0.2]	Grip Range 	Art.Code	$d_2$	k	Drill 	P Min.	dm Ref.	Shear N	Tensile N
<b>5.0</b> +0.08 -0.15	8.0	2.5 - 4.0	SS 5008	9.5 [+0 / -1.0]	1.1 [+ / -0.3]	5.1	27	2.92	2600	4000
	10.0	4.0 - 6.0	5010							
	12.0	6.0 - 8.0	5012							
	14.0	8.0 - 10.0	5014							
	16.0	10.0 - 11.5	5016							
	18.0	11.5 - 13.0	5018							
	20.0	13.0 - 15.0	5020							
25.0	15.0 - 20.0	5025								
30.0	20.0 - 25.0	5030								
<b>6.0</b> +0.08 -0.15	10.0	3.0 - 4.0	SS 6010	12 [+0 / -1.5]	1.5 [+ / -0.4]	6.1	31	3.60	4300	5000
	12.0	4.0 - 6.0	6012							
	15.0	6.0 - 9.0	6015							
	18.0	10.0 - 12.5	6018							
	20.0	12.5 - 14.0	6020							
	25.0	14.0 - 19.0	6025							
30.0	19.0 - 24.0	6030								
<b>6.4</b> +0.08 -0.15	12.0	3.0 - 6.0	SS 6412	13 [+0 / -1.5]	1.8 [+ / -0.4]	6.5	31	3.80	4500	5700
	15.0	6.0 - 9.0	6415							
	18.0	9.0 - 12.0	6418							
	20.0	12.0 - 14.0	6420							
	22.0	14.0 - 16.0	6422							
	25.0	16.0 - 19.0	6425							
30.0	19.0 - 24.0	6430								

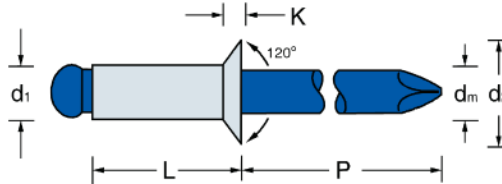
Colored Rivets. Other Size. Special Request : Contact Us

## CSK HEAD

## KB FIX RIVET : SS SERIES

MATERIAL:

Body : Steel  
Mandrel : Steel



FINISH:

Body : Zinc Plated  
Mandrel : Zinc Plated

$d_1$	L [+1 / -0.2]	Grip Range	Art.Code	$d_2$	k Ref.	Drill	P Min.	dm Ref.	Shear N	Tensile N
3.0 +0.08 -0.10	6.0	1.5 - 3.5	SSC 3006	6.0 [+0 / -0.4]	0.9	3.1	27	1.92	850	1100
	8.0	3.0 - 5.0	3008							
	10.0	5.0 - 6.5	3010							
	12.0	6.5 - 8.0	3012							
	14.0	8.0 - 10.0	3014							
3.2 +0.08 -0.10	6.0	1.5 - 3.0	SSC 3206	6.0 [+0 / -0.4]	0.9	3.3	27	1.92	1160	1380
	8.0	3.0 - 5.0	3208							
	10.0	5.0 - 6.5	3210							
	12.0	6.5 - 8.0	3212							
	14.0	8.0 - 10.0	3214							
16.0	10.0 - 12.0	3216								
4.0 +0.08 -0.15	6.0	2.0 - 3.0	SSC 4006	7.5 [+0 / -0.5]	1.0	4.1	27	2.42	1700	2200
	8.0	3.0 - 5.0	4008							
	10.0	5.0 - 6.5	4010							
	12.0	6.5 - 8.0	4012							
	14.0	8.0 - 10.0	4014							
	16.0	10.0 - 12.0	4016							
	18.0	12.0 - 14.0	4018							
20.0	14.0 - 16.0	4020								
4.8 +0.08 -0.15	8.0	2.5 - 4.0	SSC 4808	9.0 [+0 / -0.5]	1.2	4.9	27	2.92	2400	3100
	10.0	4.0 - 6.0	4810							
	12.0	6.0 - 8.0	4812							
	14.0	8.0 - 9.5	4814							
	16.0	9.5 - 11.0	4816							
	18.0	11.0 - 13.0	4818							
	20.0	13.0 - 15.0	4820							
25.0	15.0 - 19.5	4825								
5.0 +0.08 -0.15	8.0	2.5 - 4.0	SSC 5008	9.0 [+0 / -0.5]	1.2	5.1	27	2.92	2600	4000
	10.0	4.0 - 6.0	5010							
	12.0	6.0 - 8.0	5012							
	14.0	8.0 - 9.5	5014							
	16.0	9.5 - 11.0	5016							
	18.0	11.0 - 13.0	5018							
	20.0	13.0 - 15.0	5020							
25.0	15.0 - 19.5	5025								

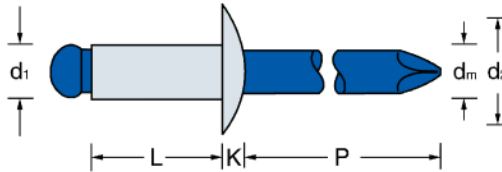
Colored Rivets. Other Size. Special Request : Contact Us

## LARGE HEAD

## KB FIX RIVET : SS SERIES


MATERIAL:

Body : Steel  
Mandrel : Steel



FINISH:

Body : Zinc Plated  
Mandrel : Zinc Plated

$d_1$	L [+1 / -0.2]	Grip Range 	Art.Code	$d_2$	k Max.	Drill 	P Min.	dm Ref.	Shear N	Tensile N
<b>3.2</b> +0.08 -0.10	6.0	1.0 - 3.0	SSLF 3206	9.5 [+0.3 / -0.7]	2.00	3.3	27	1.92	1160	1380
	8.0	3.0 - 5.0	3208							
	10.0	5.0 - 7.0	3210							
	12.0	7.0 - 9.0	3212							
	14.0	9.0 - 11.0	3214							
16.0	11.0 - 13.0	3216								
<b>4.0</b> +0.08 -0.15	6.0	1.0 - 3.0	SSLF 4006	12.0 [+0.5 / -1.0]	2.50	4.1	27	2.42	1700	2200
	8.0	3.0 - 5.0	4008							
	10.0	5.0 - 6.5	4010							
	12.0	6.5 - 8.5	4012							
	14.0	8.5 - 10.5	4014							
	16.0	10.5 - 12.5	4016							
	18.0	12.5 - 14.5	4018							
	20.0	14.5 - 16.5	4020							
25.0	16.5 - 21.5	4025								
<b>4.8</b> +0.08 -0.15	8.0	2.5 - 4.0	SSLF 4808	16 [+0.5 / -1.0]	2.50	4.9	27	2.92	2400	3100
	10.0	4.0 - 6.0	4810							
	12.0	6.0 - 8.0	4812							
	14.0	8.0 - 10.0	4814							
	16.0	10.0 - 12.0	4816							
	18.0	12.0 - 14.0	4818							
	20.0	14.0 - 16.0	4820							
	22.0	16.0 - 18.0	4822							
	24.0	18.0 - 20.0	4824							
	25.0	16.0 - 21.0	4825							
	30.0	21.0 - 25.0	4830							
35.0	25.0 - 30.0	4835								
<b>5.0</b> +0.08 -0.15	8.0	2.5 - 4.0	SSLF 5008	14 [+0.5 / -1.0]	2.50	5.1	27	2.92	2600	4000
	10.0	4.0 - 6.0	5010							
	12.0	6.0 - 8.0	5012							
	14.0	8.0 - 10.0	5014							
	16.0	10.0 - 12.0	5016							
	18.0	12.0 - 14.0	5018							
	20.0	14.0 - 16.0	5020							
	25.0	16.0 - 21.0	5025							
	30.0	21.0 - 25.0	5030							

Colored Rivets. Other Size. Special Request : Contact Us

Large Head 11mm & 16mm For 4.8mm Rivets : Contact Us



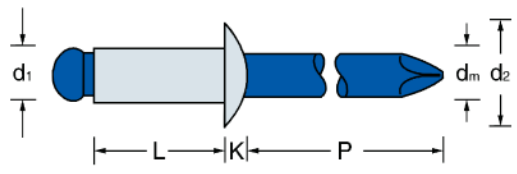
# ALL STAINLESS STEEL OPEN TYPE

## DOME HEAD

## KBFIX RIVET : BB SERIES

MATERIAL:

Body : Stainless Steel  
Mandrel : Stainless Steel



FINISH:

Body : Polished  
Mandrel : Polished

$d_1$	L [+1 / -0.2]	Grip Range	Art.Code	$d_2$	k Max.	Drill	P Min.	dm Ref.	Shear N	Tensile N
3.0 +0.08 -0.10	6.0	1.0 - 3.0	BB 3006	6.5 [+0 / -0.7]	0.80 [+ -0.2]	3.1	27	1.95	1800	2200
	8.0	3.0 - 5.0	3008							
	10.0	5.0 - 7.0	3010							
	12.0	7.0 - 9.0	3012							
	15.0	9.0 - 12.0	3015							
3.2 +0.08 -0.10	6.0	1.0 - 3.0	BB 3206	6.5 [+0 / -0.7]	0.80 [+ -0.2]	3.3	27	1.95	1900	2500
	8.0	3.0 - 5.0	3208							
	10.0	5.0 - 7.0	3210							
	12.0	7.0 - 9.0	3212							
	14.0	9.0 - 11.0	3214							
4.0 +0.08 -0.15	6.0	1.0 - 2.5	BB 4006	8.0 [+0 / -1.0]	1.0 [+ -0.3]	4.1	27	2.45	2900	3650
	8.0	2.5 - 4.5	4008							
	10.0	4.5 - 6.5	4010							
	12.0	6.5 - 8.5	4012							
	14.0	8.5 - 10.0	4014							
	16.0	10.0 - 12.0	4016							
	18.0	12.0 - 14.0	4018							
20.0	14.0 - 16.0	4020								
25.0	16.0 - 21.0	4025								
4.8 +0.08 -0.15	8.0	1.5 - 4.0	BB 4808	9.5 [+0 / -1.0]	1.1 [+ -0.3]	4.9	27	2.9	4230	5340
	10.0	4.0 - 6.0	4810							
	12.0	6.0 - 8.0	4812							
	14.0	8.0 - 9.5	4814							
	16.0	9.5 - 11.0	4816							
	18.0	11.0 - 13.0	4818							
	20.0	13.0 - 16.0	4820							
	22.0	15.0 - 17.0	4822							
	25.0	17.0 - 20.0	4825							
	30.0	20.0 - 25.0	4830							
	35.0	25.0 - 30.0	4835							
40.0	30.0 - 35.0	4840								

To be continued

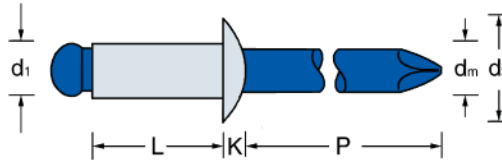
# ALL STAINLESS STEEL OPEN TYPE

## DOME HEAD

## KBFIX RIVET : BB SERIES



### MATERIAL:

Body : Stainless Steel  
Mandrel : Stainless Steel



### FINISH:

Body : Polished  
Mandrel : Polished

$d_1$	L [+1 / -0.2]	Grip Range 	Art.Code	$d_2$	k Max.	Drill 	P Min.	dm Ref.	Shear N	Tensile N
<b>5.0</b> +0.08 -0.15	8.0	1.5 - 4.0	BB 5008	9.5 [+0 / -1.0]	1.1 [+ -0.3]	5.1	27	2.9	4700	5800
	10.0	4.0 - 6.0	5010							
	12.0	6.0 - 8.0	5012							
	14.0	8.0 - 9.5	5014							
	16.0	9.5 - 11.0	5016							
	18.0	11.0 - 13.0	5018							
	20.0	13.0 - 16.0	5020							
	25.0	16.0 - 20.0	5025							
30.0	20.0 - 25.0	5030								
<b>6.0</b> +0.08 -0.15	10.0	3.0 - 4.0	BB 6010	12 [+0 / -1.5]	1.5 [+ -0.4]	6.1	31	3.85	5700	7500
	12.0	4.0 - 6.0	6012							
	15.0	6.0 - 9.0	6015							
	18.0	9.0 - 12.0	6018							
	20.0	10.0 - 14.0	6020							
	25.0	14.0 - 19.0	6025							
30.0	19.0 - 24.0	6030								
<b>6.4</b> +0.08 -0.15	12.0	4.0 - 6.0	BB 6412	13 [+0 / -1.5]	1.8 [+ -0.4]	6.5	31	3.85	7570	9350
	15.0	6.0 - 9.0	6415							
	18.0	9.0 - 12.0	6418							
	20.0	12.0 - 14.0	6420							
	25.0	14.0 - 19.0	6425							
	28.0	19.0 - 22.0	6428							
	30.0	22.0 - 24.0	6430							

Colored Rivets. Other Size. Special Request : Contact Us

A2 ( 304 ) & A4 ( 316 ) blind rivets are available

If mandrel is grooved , Art code will be BB-S



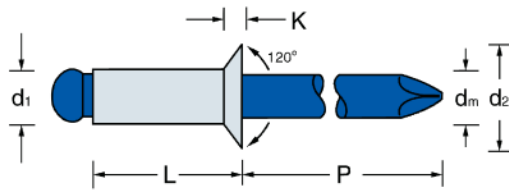
# ALL STAINLESS STEEL OPEN TYPE

## CSK HEAD

## KB FIX RIVET : BB SERIES

MATERIAL:

Body : Stainless Steel  
Mandrel : Stainless Steel



FINISH:

Body : Polished  
Mandrel : Polished

$d_1$	L [+1 / -0.2]	Grip Range	Art.Code	$d_2$	k Ref.	Drill	P Min.	dm Ref.	Shear N	Tensile N
3.0 +0.08 -0.10	6.0	1.5 - 3.5	BBC 3006	6.0 [+0 / -0.4]	0.9	3.1	27	1.95	1800	2200
	8.0	3.0 - 5.0	3008							
	10.0	5.0 - 6.5	3010							
	12.0	6.5 - 8.5	3012							
	14.0	8.5 - 10.5	3014							
3.2 +0.08 -0.10	6.0	1.5 - 3.0	BBC 3206	6.0 [+0 / -0.4]	0.9	3.3	27	1.95	1900	2500
	8.0	3.0 - 5.0	3208							
	10.0	5.0 - 6.5	3210							
	12.0	6.5 - 8.5	3212							
	14.0	8.5 - 10.5	3214							
16.0	10.5 - 12.5	3216								
4.0 +0.08 -0.15	6.0	2.0 - 3.0	BBC 4006	7.5 [+0 / -0.5]	1.0	4.1	27	2.45	2900	3650
	8.0	2.5 - 4.5	4008							
	10.0	4.5 - 6.5	4010							
	12.0	6.5 - 8.5	4012							
	14.0	8.5 - 10.0	4014							
16.0	10.0 - 12.0	4016								
4.8 +0.08 -0.15	8.0	2.5 - 4.0	BBC 4808	9.0 [+0 / -0.5]	1.2	4.9	27	2.9	4230	5340
	10.0	4.0 - 6.0	4810							
	12.0	6.0 - 8.0	4812							
	14.0	8.0 - 9.5	4814							
	16.0	9.5 - 11.0	4816							
	18.0	11.0 - 13.0	4818							
	20.0	13.0 - 15.0	4820							
25.0	15.0 - 20.0	4825								
5.0 +0.08 -0.15	8.0	2.5 - 4.5	BBC 5008	9.0 [+0 / -0.5]	1.2	5.1	27	2.9	4700	5800
	10.0	4.5 - 6.0	5010							
	12.0	6.0 - 8.0	5012							
	14.0	8.0 - 9.5	5014							
	16.0	9.5 - 11.0	5016							
	18.0	11.0 - 13.0	5018							
	20.0	13.0 - 15.0	5020							
25.0	15.0 - 20.0	5025								

Colored Rivets. Other Size. Special Request : Contact Us

A2 ( 304 ) & A4 ( 316 ) blind rivets are available

If mandrel is grooved , Art code will be BBC-S



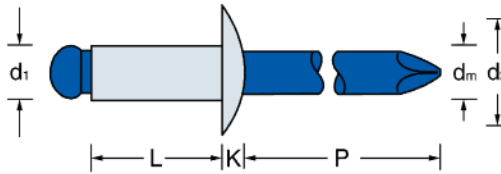
# ALL STAINLESS STEEL OPEN TYPE

## LARGE HEAD

## KB FIX RIVET : BB SERIES



### MATERIAL:

Body : Stainless Steel  
Mandrel : Stainless Steel



### FINISH:

Body : Polished  
Mandrel : Polished

$d_1$	L [+1 / -0.2]	Grip Range 	Art.Code	$d_2$	k Max.	Drill 	P Min.	dm Ref.	Shear N	Tensile N
<b>3.2</b> +0.08 -0.10	6.0	1.5 - 3.5	BBLF 3206	9.5 [+0.3 / -0.7]	2.00	3.3	27	1.95	1900	2500
	8.0	3.5 - 5.0	3208							
	10.0	5.0 - 7.0	3210							
	12.0	7.0 - 9.0	3212							
	14.0	9.0 - 11.0	3214							
16.0	11.0 - 13.0	3216								
<b>4.0</b> +0.08 -0.15	6.0	1.5 - 3.0	BBLF 4006	12.0 [+0.5 / -1.0]	2.50	4.1	27	2.45	2900	3650
	8.0	3.0 - 5.0	4008							
	10.0	5.0 - 6.5	4010							
	12.0	6.5 - 8.5	4012							
	14.0	8.5 - 10.5	4014							
	16.0	10.5 - 12.5	4016							
	18.0	12.5 - 14.5	4018							
	20.0	14.5 - 16.5	4020							
25.0	16.5 - 21.5	4025								
<b>4.8</b> +0.08 -0.15	8.0	2.5 - 4.0	BBLF 4808	16 [+0.5 / -1.0]	2.50	4.9	27	2.9	4230	5340
	10.0	4.0 - 6.0	4810							
	12.0	6.0 - 8.0	4812							
	14.0	8.0 - 10.0	4814							
	16.0	10.0 - 12.0	4816							
	18.0	12.0 - 14.0	4818							
	20.0	14.0 - 16.0	4820							
	22.0	16.0 - 18.0	4822							
	24.0	18.0 - 20.0	4824							
	25.0	16.0 - 21.0	4825							
	30.0	21.0 - 25.0	4830							
35.0	25.0 - 30.0	4835								
<b>5.0</b> +0.08 -0.15	8.0	2.5 - 4.0	BBLF 5008	16 [+0.5 / -1.0]	2.50	5.1	27	2.9	4700	5800
	10.0	4.0 - 6.0	5010							
	12.0	6.0 - 8.0	5012							
	14.0	8.0 - 10.0	5014							
	16.0	10.0 - 12.0	5016							
	18.0	12.0 - 14.0	5018							
	20.0	14.0 - 16.0	5020							
	25.0	16.0 - 21.0	5025							
	30.0	21.0 - 25.0	5030							

Colored Rivets. Other Size. Special Request : Contact Us

A2 ( 304 ) & A4 ( 316 ) blind rivets are available

Large Head 11mm & 14mm For 4.8mm Rivets : Contact Us

If mandrel is grooved , Art code will be BBLF-S



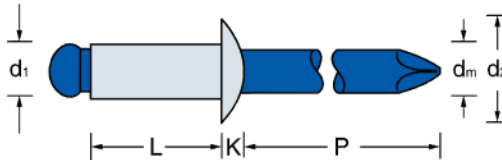
# STAINLESS STEEL / STEEL OPEN TYPE

## DOME HEAD

## KB FIX RIVET : BS SERIES

### MATERIAL:

Body : Stainless Steel  
Mandrel : Steel



### FINISH:

Body : Polished  
Mandrel : Zinc Plated

$d_1$	L [+1 / -0.2]	Grip Range 	Art.Code	$d_2$	k Max.	Drill 	P Min.	dm Ref.	Shear N	Tensile N
3.0 +0.08 -0.10	6.0	1.0 - 3.0	BS 3006	6.5 [+0 / -0.7]	0.80 [+ -0.2]	3.1	27	1.93	1800	2200
	8.0	3.0 - 5.0	3008							
	10.0	5.0 - 7.0	3010							
	12.0	7.0 - 9.0	3012							
	15.0	9.0 - 12.0	3015							
3.2 +0.08 -0.10	6.0	1.0 - 3.0	BS 3206	6.5 [+0 / -0.7]	0.80 [+ -0.2]	3.3	27	1.93	1900	2500
	8.0	3.0 - 5.0	3208							
	10.0	5.0 - 7.0	3210							
	12.0	7.0 - 9.0	3212							
	14.0	9.0 - 11.0	3214							
16.0	11.0 - 13.0	3216								
4.0 +0.08 -0.15	6.0	1.0 - 2.5	BS 4006	8.0 [+0 / -1.0]	1.0 [+ -0.3]	4.1	27	2.45	2900	3650
	8.0	2.5 - 4.5	4008							
	10.0	4.5 - 6.5	4010							
	12.0	6.5 - 8.5	4012							
	14.0	8.5 - 10.0	4014							
	16.0	10.0 - 12.0	4016							
	18.0	12.0 - 14.0	4018							
	20.0	14.0 - 16.0	4020							
25.0	16.0 - 21.0	4025								
4.8 +0.08 -0.15	8.0	1.5 - 4.0	BS 4808	9.5 [+0 / -1.0]	1.1 [+ -0.3]	4.9	27	2.95	4230	5340
	10.0	4.0 - 6.0	4810							
	12.0	6.0 - 8.0	4812							
	14.0	8.0 - 9.5	4814							
	16.0	9.5 - 11.0	4816							
	18.0	11.0 - 13.0	4818							
	20.0	13.0 - 16.0	4820							
	22.0	15.0 - 17.0	4822							
	25.0	17.0 - 20.0	4825							
	30.0	20.0 - 25.0	4830							
	35.0	25.0 - 30.0	4835							
40.0	30.0 - 35.0	4840								

To be continued



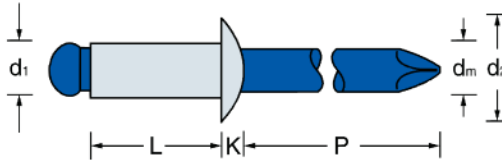
# STAINLESS STEEL / STEEL OPEN TYPE

## DOME HEAD

## KB FIX RIVET : BS SERIES

### MATERIAL:

Body : Stainless Steel  
Mandrel : Steel



### FINISH:

Body : Polished  
Mandrel : Zinc Plated

$d_1$	L [+1 / -0.2]	Grip Range 	Art.Code	$d_2$	k Max.	Drill 	P Min.	dm Ref.	Shear N	Tensile N
<b>5.0</b> +0.08 -0.15	8.0	1.5 - 4.0	BS 5008	9.5 [+0 / -1.0]	1.1 [+ -0.3]	5.1	27	2.95	4700	5800
	10.0	4.0 - 6.0	5010							
	12.0	6.0 - 8.0	5012							
	14.0	8.0 - 9.5	5014							
	16.0	9.5 - 11.0	5016							
	18.0	11.0 - 13.0	5018							
	20.0	13.0 - 16.0	5020							
	25.0	16.0 - 20.0	5025							
30.0	20.0 - 25.0	5030								
<b>6.0</b> +0.08 -0.15	10.0	3.0 - 4.0	BS 6010	12 [+0 / -1.5]	1.5 [+ -0.4]	6.1	31	3.85	5700	7500
	12.0	4.0 - 6.0	6012							
	15.0	6.0 - 9.0	6015							
	18.0	9.0 - 12.0	6018							
	20.0	10.0 - 14.0	6020							
	25.0	14.0 - 19.0	6025							
30.0	19.0 - 24.0	6030								
<b>6.4</b> +0.08 -0.15	12.0	4.0 - 6.0	BS 6412	13 [+0 / -1.5]	1.8 [+ -0.4]	6.5	31	3.85	7570	9350
	15.0	6.0 - 9.0	6415							
	18.0	9.0 - 12.0	6418							
	20.0	12.0 - 14.0	6420							
	25.0	14.0 - 19.0	6425							
	28.0	19.0 - 22.0	6428							
	30.0	22.0 - 24.0	6430							

Colored Rivets. Other Size. Special Request : Contact Us

Large Head : Contact Us



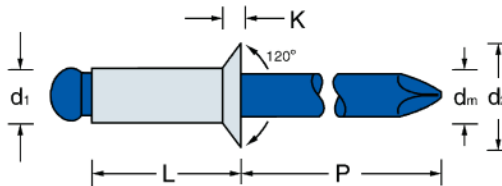
# STAINLESS STEEL / STEEL OPEN TYPE

## CSK HEAD

## KBfix RIVET : BS SERIES

MATERIAL:

Body : Stainless Steel  
Mandrel : Steel



FINISH:

Body : Polished  
Mandrel : Zinc Plated

$d_1$	L [+1 / -0.2]	Grip Range	Art.Code	$d_2$	k Ref.	Drill	P Min.	dm Ref.	Shear N	Tensile N
3.0 +0.08 -0.10	6.0	1.5 - 3.5	BSC 3006	6.0 [+0 / -0.4]	0.9	3.1	27	1.93	1800	2200
	8.0	3.0 - 5.0	3008							
	10.0	5.0 - 6.5	3010							
	12.0	6.5 - 8.5	3012							
3.2 +0.08 -0.10	6.0	1.5 - 3.0	BSC 3206	6.0 [+0 / -0.4]	0.9	3.3	27	1.93	1900	2500
	8.0	3.0 - 5.0	3208							
	10.0	5.0 - 6.5	3210							
	12.0	6.5 - 8.5	3212							
4.0 +0.08 -0.15	6.0	2.0 - 3.0	BSC 4006	7.5 [+0 / -0.5]	1.0	4.1	27	2.45	2900	3650
	8.0	2.5 - 4.5	4008							
	10.0	4.5 - 6.5	4010							
	12.0	6.5 - 8.5	4012							
4.8 +0.08 -0.15	14.0	8.5 - 10.0	4014	9.0 [+0 / -0.5]	1.2	4.9	27	2.95	4230	5340
	16.0	10.0 - 12.0	4016							
	8.0	2.5 - 4.0	BSC 4808							
	10.0	4.0 - 6.0	4810							
	12.0	6.0 - 8.0	4812							
	14.0	8.0 - 9.5	4814							
5.0 +0.08 -0.15	16.0	9.5 - 11.0	4816	9.0 [+0 / -0.5]	1.2	5.1	27	2.95	4700	5800
	18.0	11.0 - 13.0	4818							
	20.0	13.0 - 15.0	4820							
	25.0	15.0 - 20.0	4825							
	8.0	2.5 - 4.5	BSC 5008							
	10.0	4.5 - 6.0	5010							
	12.0	6.0 - 8.0	5012							
	14.0	8.0 - 9.5	5014							

Colored Rivets. Other Size. Special Request : Contact Us

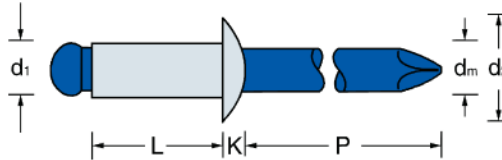
Large Head : Contact Us

## DOME HEAD

## KB FIX RIVET : CS SERIES



### MATERIAL:

Body : Copper  
Mandrel : Steel



### FINISH:

Body : Polished  
Mandrel : Zinc Plated

$d_1$	L [+1 / -0.2]	Grip Range 	Art.Code	$d_2$	k Max.	Drill 	P Min.	dm Ref.	Shear N	Tensile N
<b>3.0</b> +0.08 -0.10	6.0	1.0 - 3.0	CS 3006	6.5 [+0 / -0.7]	0.80 [+ -0.2]	3.1	27	1.92	700	800
	8.0	3.0 - 5.0	3008							
	10.0	5.0 - 7.0	3010							
	12.0	7.0 - 9.0	3012							
<b>3.2</b> +0.08 -0.10	6.0	1.0 - 3.0	CS 3206	6.5 [+0 / -0.7]	0.80 [+ -0.2]	3.3	27	1.92	800	900
	8.0	3.0 - 5.0	3208							
	10.0	5.0 - 7.0	3210							
	12.0	7.0 - 9.0	3212							
<b>4.0</b> +0.08 -0.15	6.0	1.0 - 2.5	CS 4006	8.0 [+0 / -1.0]	1.0 [+ -0.3]	4.1	27	2.42	1000	1500
	8.0	2.5 - 4.5	4008							
	10.0	4.5 - 6.5	4010							
	12.0	6.5 - 8.5	4012							
	14.0	8.5 - 10.0	4014							
<b>4.8</b> +0.08 -0.15	8.0	2.5 - 4.0	CS 4808	9.5 [+0 / -1.0]	1.1 [+ -0.3]	4.9	27	2.92	1500	2000
	10.0	4.0 - 6.0	4810							
	12.0	6.0 - 8.0	4812							
	14.0	8.0 - 10.0	4814							
	16.0	10.0 - 12.0	4816							
	18.0	12.0 - 14.0	4818							
20.0	14.0 - 16.0	4820								

Other Size. Special Request : Contact Us

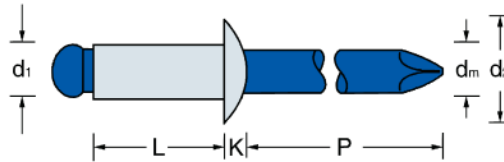
# COPPER / STAINLESS STEEL OPEN TYPE

## DOME HEAD

## KB FIX RIVET : CB SERIES



### MATERIAL:

Body : Copper  
Mandrel : Stainless Steel



### FINISH:

Body : Polished  
Mandrel : Polished

$d_1$	L [+1 / -0.2]	Grip Range 	Art.Code	$d_2$	k Max.	Drill 	P Min.	dm Ref.	Shear N	Tensile N
<b>3.0</b> +0.08 -0.10	6.0	1.0 - 3.0	CB 3006	6.5 [+0 / -0.7]	0.80 [+ -0.2]	3.1	27	1.92	700	800
	8.0	3.0 - 5.0	3008							
	10.0	5.0 - 7.0	3010							
	12.0	7.0 - 9.0	3012							
<b>3.2</b> +0.08 -0.10	6.0	1.0 - 3.0	CB 3206	6.5 [+0 / -0.7]	0.80 [+ -0.2]	3.3	27	1.92	800	900
	8.0	3.0 - 5.0	3208							
	10.0	5.0 - 7.0	3210							
	12.0	7.0 - 9.0	3212							
<b>4.0</b> +0.08 -0.15	6.0	1.0 - 2.5	CB 4006	8.0 [+0 / -1.0]	1.0 [+ -0.3]	4.1	27	2.42	1000	1500
	8.0	2.5 - 4.5	4008							
	10.0	4.5 - 6.5	4010							
	12.0	6.5 - 8.5	4012							
	14.0	8.5 - 10.0	4014							
	16.0	10.0 - 12.5	4016							
<b>4.8</b> +0.08 -0.15	8.0	2.5 - 4.0	CB 4808	9.5 [+0 / -1.0]	1.1 [+ -0.3]	4.9	27	2.92	1500	2000
	10.0	4.0 - 6.0	4810							
	12.0	6.0 - 8.0	4812							
	14.0	8.0 - 10.0	4814							
	16.0	10.0 - 12.0	4816							
	18.0	12.0 - 14.0	4818							
	20.0	14.0 - 16.0	4820							

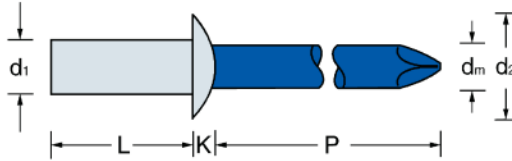
Other Size. Special Request : Contact Us

## DOME HEAD

## KB FIX RIVET : ASF SERIES



### MATERIAL:

Body : Alu.Mg5% (5056)  
Mandrel : Steel



### FINISH:

Body : Polished  
Mandrel : Phosphated

$d_1$	L [+1 / -0.2]	Grip Range 	Art.Code	$d_2$	k Max.	Drill 	P Min.	dm Ref.	Shear N	Tensile N
<b>3.2</b> +0.08 -0.10	6.5	0.5 - 2.0	ASF 320065	6.5 [+0.2 / -0.7]	1.3	3.3	27	1.7	1100	1250
	8.0	2.0 - 3.5	320080							
	9.5	3.5 - 5.0	320095							
	11.0	5.0 - 6.5	320110							
	12.5	6.5 - 8.0	320125							
<b>4.0</b> +0.08 -0.15	8.0	0.5 - 3.5	ASF 400080	8.0 [+0.4 / -1.1]	1.7	4.1	27	2.18	1600	2200
	9.5	3.5 - 5.0	400095							
	11.0	5.0 - 6.5	400110							
	12.5	6.5 - 8.0	400125							
	15.0	8.0 - 10.5	400150							
<b>4.8</b> +0.08 -0.15	8.0	1.0 - 3.0	ASF 480080	9.5 [+0.6 / -1.2]	2.0	4.9	27	2.63	2230	3100
	9.5	3.0 - 5.0	480095							
	11.0	5.0 - 6.5	480110							
	13.0	6.5 - 8.0	480130							
	14.5	8.0 - 9.5	480145							
	16.0	9.5 - 11.0	480160							
	18.0	11.0 - 13.0	480180							
	21.0	13.0 - 16.0	480210							
25.0	16.0 - 20.0	480250								
<b>6.4</b> +0.08 -0.15	12.5	1.5 - 6.0	ASF 640125	12.8 [+0.6 / -1.2]	2.7	6.5	31	3.7	4000	4900
	16.0	6.0 - 8.5	640160							
	18.0	8.5 - 10.5	640180							
	20.0	10.5 - 12.5	640200							
	25.0	12.5 - 17.5	640250							

Other Size. Special Request : Contact Us



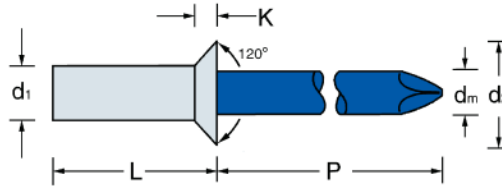
# ALUMINIUM / STEEL SEALED TYPE

## CSK HEAD

## KBfix RIVET : ASF SERIES

### MATERIAL:

Body : Alu.Mg5% (5056)  
Mandrel: Steel



### FINISH:

Body : Polished  
Mandrel : Phosphated

$d_1$	L [+1 / -0.2]	Grip Range 	Art.Code	$d_2$	k Max.	Drill 	P Min.	dm Ref.	Shear N	Tensile N
3.2 +0.08 -0.10	8.0	2.0 - 3.5	ASF-C 320080	6.5 [+0.2 / -0.7]	1.3	3.3	27	1.7	1100	1250
	9.5	3.5 - 5.0	320095							
	11.0	5.0 - 6.5	320110							
	12.5	6.5 - 8.0	320125							
	13.5	8.0 - 9.0	320135							
4.0 +0.08 -0.15	9.5	2.5 - 4.5	ASF-C 400095	8.0 [+0.4 / -1.1]	1.7	4.1	27	2.18	1600	2200
	11.0	4.5 - 6.5	400110							
	12.5	6.5 - 8.0	400125							
	14.5	8.0 - 10.0	400145							
4.8 +0.08 -0.15	9.5	3.0 - 4.5	ASF-C 480095	9.5 [+0.6 / -1.2]	2.0	4.9	27	2.63	2230	3100
	11.0	4.5 - 6.0	480110							
	13.0	6.5 - 8.0	480130							
	14.5	8.0 - 9.5	480145							
	16.0	9.5 - 11.0	480160							
	18.0	11.0 - 13.0	480180							
21.0	13.0 - 16.0	480210								

Other Size. Special Request : Contact Us





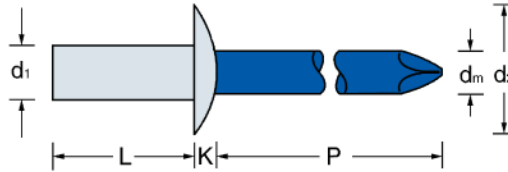
# ALUMINIUM / STEEL SEALED TYPE

## LARGE HEAD

## KBFIX RIVET : ASF SERIES

MATERIAL:

Body : Alu.Mg5% (5056)  
Mandrel : Steel



FINISH:

Body : Polished  
Mandrel : Phosphated

$d_1$	L [+1 / -0.2]	Grip Range 	Art.Code	$d_2$	k Max.	Drill 	P Min.	dm Ref.	Shear N	Tensile N
3.2 +0.08 -0.10	9.5	3.5 - 5.0	ASF-LF 320095	9.5 [+0.3 / -0.4]	2.0	3.3	27	1.7	1100	1250
	11.0	5.0 - 6.5	320110							
	12.5	6.5 - 8.0	320125							
4.0 +0.08 -0.15	12.5	6.5 - 8.0	ASF-LF 400125	12.0 [+0.5 / -1.0]	2.5	4.1	27	2.18	1600	2200
	15.0	8.0 - 10.5	400150							
4.8 +0.08 -0.15	13.0	6.5 - 8.0	ASF-LF 480130	14 [+0.5 / -1.0]	2.5	4.9	27	2.63	2230	3100
	16.0	8.0 - 11.0	480160							
	18.0	11.0 - 13.0	480180							
	21.0	13.0 - 16.0	480210							

Other Size. Special Request : Contact Us



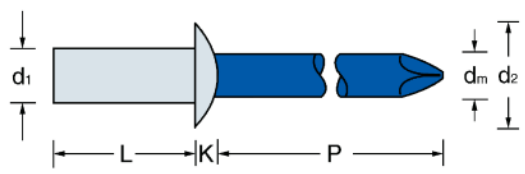
# ALUMINIUM / ALUMINIUM SEALED TYPE

## DOME HEAD

## KB FIX RIVET : AAF SERIES

MATERIAL:

Body : Aluminium  
Mandrel : Aluminium



FINISH:

Body : Polished  
Mandrel : Polished

$d_1$	L [+1 / -0.2]	Grip Range 	Art.Code	$d_2$	k Max.	Drill 	P Min.	dm Ref.	Shear N	Tensile N
<b>3.2</b> +0.08 -0.10	<b>8.0</b>	0.5 - 3.5	AAF 320080	6.5 [+0.2 / -0.7]	1.3	3.3	27	1.8	450	490
	9.5	3.5 - 5.0	320095							
	11.0	5.0 - 6.5	320110							
<b>4.0</b> +0.08 -0.15	<b>9.5</b>	1.0 - 5.0	AAF 400095	8.0 [+0.4 / -1.1]	1.7	4.1	27	2.2	580	760
	11.5	5.0 - 6.5	400115							
	12.5	6.5 - 8.0	400125							
<b>4.8</b> +0.08 -0.15	<b>9.5</b>	1.0 - 4.5	AAF 480095	9.5 [+0.6 / -1.2]	2.0	4.9	27	2.65	940	1120
	11.5	4.5 - 6.5	480115							
	12.5	4.5 - 7.5	480125							
	14.5	6.5 - 9.5	480145							
	18.0	9.5 - 13.5	480180							

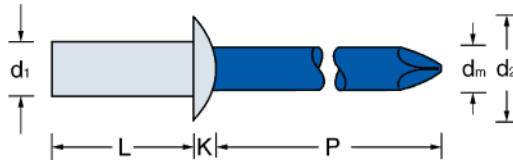
Other Size. Large Head , CSK Head , Special Request : Contact Us

## DOME HEAD

## KB FIX RIVET : ABF SERIES



### MATERIAL:

Body : Alu.Mg5% (5056)  
Mandrel : Stainless Steel



### FINISH:

Body : Polished  
Mandrel : Polished

$d_1$	L [+1 / -0.2]	Grip Range 	Art.Code	$d_2$	k Max.	Drill 	P Min.	dm Ref.	Shear N	Tensile N
<b>3.2</b> +0.08 -0.10	6.5	0.5 - 2.0	ABF 320065	6.5 [+0.2 / -0.7]	1.3	3.3	27	1.7	1100	1250
	8.0	2.0 - 3.5	320080							
	9.5	3.5 - 5.0	320095							
	11.0	5.0 - 6.5	320110							
	12.5	6.5 - 8.0	320125							
<b>4.0</b> +0.08 -0.15	8.0	0.5 - 3.5	ABF 400080	8.0 [+0.4 / -1.1]	1.7	4.1	27	2.18	1600	2200
	9.5	3.5 - 5.0	400095							
	11.0	5.0 - 6.5	400110							
	12.5	6.5 - 8.0	400125							
	15.0	8.0 - 10.5	400150							
<b>4.8</b> +0.08 -0.15	8.0	1.0 - 3.0	ABF 480080	9.5 [+0.6 / -1.2]	2.0	4.9	27	2.63	2230	3100
	9.5	3.0 - 5.0	480095							
	11.0	5.0 - 6.0	480110							
	12.5	6.0 - 7.5	480125							
	14.0	7.5 - 9.0	480140							
	16.0	9.0 - 11.0	480160							
	18.0	11.0 - 13.0	480180							
	21.0	13.0 - 16.0	480210							
25.0	16.0 - 20.0	480250								

Other Size. Large Head , CSK Head , Special Request : Contact Us

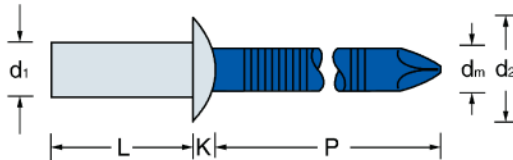
If mandrel is grooved , Art Code will be ABF-S

## DOME HEAD

## KBFIX RIVET : BBF-S SERIES



### MATERIAL:

Body : 304 Stainless Steel  
Mandrel : 420 Stainless Steel



### FINISH:

Body : Polished  
Mandrel : Polished

$d_1$	L [+1/-0.2]	Grip Range 	Art.Code	$d_2$	k Max.	Drill 	P Min.	dm Ref.	Shear N	Tensile N
<b>3.2</b> +0.08 -0.10	6.0	0.5 - 1.5	BBF-S 320060	6.5 [+0.2/-0.7]	1.3	3.3	27	1.9	2000	2200
	8.0	1.5 - 3.0	320080							
	9.5	3.0 - 4.5	320095							
	12.0	4.5 - 6.5	320120							
	14.0	6.5 - 8.0	320140							
<b>4.0</b> +0.08 -0.15	6.0	0.5 - 1.5	BBF-S 400060	8.0 [+0.4/-1.1]	1.7	4.1	27	2.3	3120	3560
	8.0	1.5 - 3.0	400080							
	9.5	3.0 - 5.0	400095							
	12.0	5.0 - 6.5	400120							
	14.0	6.5 - 8.0	400140							
<b>4.8</b> +0.08 -0.15	8.0	1.0 - 3.0	BBF-S 480080	9.5 [+0.6/-1.2]	2.0	4.9	27	2.9	4000	4400
	9.5	3.0 - 5.0	480095							
	12.0	5.0 - 6.5	480120							
	14.0	6.5 - 8.0	480140							
	16.0	8.0 - 9.5	480160							
<b>6.4</b> +0.08 -0.15	12.0	1.5 - 6.0	BBF-S 640120	12.8 [+0.6/-1.2]	2.7	6.5	31	3.8	6000	8000
	16.0	6.0 - 8.0	640160							
	18.0	8.0 - 10.0	640180							
	20.0	10.0 - 12.0	640200							
	25.0	12.0 - 17.0	640250							

Other Size. CSK Head. Special Request : Contact Us

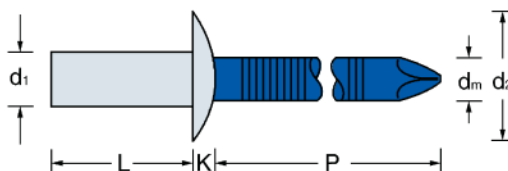
# ALL STAINLESS STEEL SEALED TYPE

## LARGE HEAD

## KBFIX RIVET : BBF-S SERIES



### MATERIAL:

Body : 304 Stainless Steel  
Mandrel: 420 Stainless Steel



### FINISH:

Body : Polished  
Mandrel : Polished

$d_1$	L [+1 / -0.2]	Grip Range 	Art.Code	$d_2$	k Max.	Drill 	P Min.	dm Ref.	Shear N	Tensile N
<b>3.2</b> +0.08 -0.10	<b>10.0</b>	1.5 - 5.0	BBF-S-LF 320100	9.5 [+0.3 / -0.4]	2.0	3.3	27	1.9	2000	2200
	<b>12.0</b>	5.0 - 6.5	320120							
<b>4.0</b> +0.08 -0.15	<b>12.0</b>	2.0 - 6.5	BBF-S-LF 400120	12.0 [+0.5 / -1.0]	2.5	4.1	27	2.3	3120	3560
	<b>14.0</b>	6.5 - 8.0	400140							
	<b>16.0</b>	8.0 - 10.0	400160							
	<b>18.0</b>	10.0 - 12.0	400180							
<b>4.8</b> +0.08 -0.15	<b>12.0</b>	2.0 - 6.5	BBF-S-LF 480120	14.0 [+0.5 / -1.0]	2.5	4.9	27	2.9	4000	4400
	<b>14.0</b>	6.5 - 8.0	480140							
	<b>16.0</b>	8.0 - 10.0	480160							
	<b>18.0</b>	10.0 - 11.0	480180							

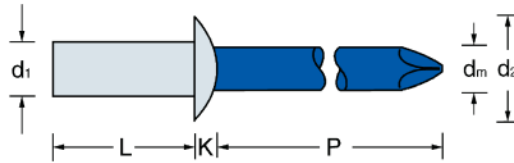
Other Size. 16mm Large Head . Special Request : Contact Us

## DOME HEAD

## KB FIX RIVET : SSF SERIES



### MATERIAL:

Body : Steel  
Mandrel : Steel



### FINISH:

Body : Zinc Plated  
Mandrel : Zinc Plated

$d_1$	L [+1 / -0.2]	Grip Range 	Art.Code	$d_2$	k Max.	Drill 	P Min.	dm Ref.	Shear N	Tensile N
<b>3.2</b> +0.08 -0.10	6.0	0.5 - 1.5	SSF 320060	6.5 [+0.2 / -0.7]	1.3	3.3	27	1.9	1150	1300
	8.0	1.5 - 3.0	320080							
	9.5	3.0 - 5.0	320095							
	12.0	5.0 - 6.5	320120							
<b>4.0</b> +0.08 -0.15	6.0	0.5 - 1.5	SSF 400060	8.0 [+0.4 / -1.1]	1.7	4.1	27	2.3	1700	1860
	8.0	1.5 - 3.0	400080							
	10.0	3.0 - 5.0	400100							
	12.0	5.0 - 6.5	400120							
<b>4.8</b> +0.08 -0.15	8.0	1.0 - 3.0	SSF 480080	9.5 [+0.6 / -1.2]	2.0	4.9	27	2.9	2400	2800
	10.0	3.0 - 5.0	480100							
	12.5	5.0 - 7.0	480125							
	15.0	7.0 - 9.5	480150							
	18.0	9.5 - 12.5	480180							
21.0	13.0 - 16.0	480210								
<b>6.4</b> +0.08 -0.15	15.0	3.0 - 6.5	SSF 640150	12.8 [+0.6 / -1.2]	2.7	6.5	31	3.8	3600	4000
	16.0	6.5 - 8.0	640160							
	21.0	8.0 - 12.5	640210							

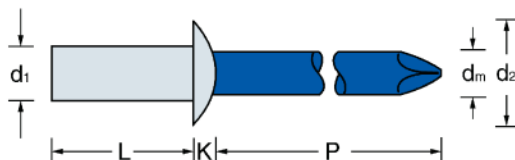
Other Size. CSK Head. Large Head . Special Request : Contact Us

## DOME HEAD

## KBFIX RIVET : CSF SERIES



### MATERIAL:

Body : Copper  
Mandrel: Steel



### FINISH:

Body : Polished  
Mandrel : Phosphated

$d_1$	L [+1 / -0.2]	Grip Range 	Art.Code	$d_2$	k Max.	Drill 	P Min.	dm Ref.	Shear N	Tensile N
3.2 +0.08 -0.10	6.5	0.5 - 2.0	CSF 320065	6.5 [+0.2 / -0.7]	1.3	3.3	27	1.7	980	1340
	8.0	2.0 - 3.5	320080							
	9.5	3.5 - 5.0	320095							
	12.5	5.0 - 8.0	320125							
4.0 +0.08 -0.15	8.0	0.5 - 3.0	CSF 400080	8.0 [+0.4 / -1.1]	1.7	4.1	27	2.2	1350	2000
	10.0	3.0 - 5.0	400100							
	12.0	5.0 - 6.5	400120							
	15.0	6.5 - 10.0	400150							
4.8 +0.08 -0.15	9.5	1.0 - 5.0	CSF 480095	9.5 [+0.6 / -1.2]	2.0	4.9	27	2.65	1950	2800
	11.5	5.0 - 6.5	480115							
	12.5	5.0 - 7.5	480125							
	15.0	7.5 - 10.0	480150							

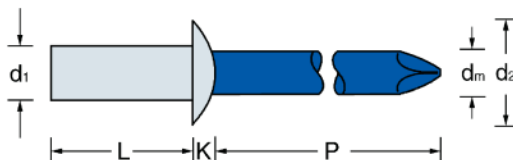
Other Size. CSK Head. Large Head . Special Request : Contact Us

## DOME HEAD

## KB FIX RIVET : CBF SERIES



### MATERIAL:

Body : Copper  
Mandrel : Stainless Steel



### FINISH:

Body : Polished  
Mandrel : Polished

$d_1$	L [+1 / -0.2]	Grip Range 	Art.Code	$d_2$	k Max.	Drill 	P Min.	dm Ref.	Shear N	Tensile N
3.2 +0.08 -0.10	6.5	0.5 - 2.0	CBF 320065	6.5 [+0.2 / -0.7]	1.3	3.3	27	1.7	980	1340
	8.0	2.0 - 3.5	320080							
	9.5	3.5 - 5.0	320095							
	12.5	5.0 - 8.0	320125							
4.0 +0.08 -0.15	8.0	0.5 - 3.0	CBF 400080	8.0 [+0.4 / -1.1]	1.7	4.1	27	2.2	1350	2000
	10.0	3.0 - 5.0	400100							
	12.0	5.0 - 6.5	400120							
	15.0	6.5 - 10.0	400150							
4.8 +0.08 -0.15	9.5	1.0 - 5.0	CBF 480095	9.5 [+0.6 / -1.2]	2.0	4.9	27	2.65	1950	2800
	11.5	5.0 - 6.5	480115							
	12.5	5.0 - 7.5	480125							
	15.0	7.5 - 10.0	480150							

Other Size. Large Head , CSK Head , Special Request : Contact Us

If mandrel is grooved , Art Code will be CBF-S



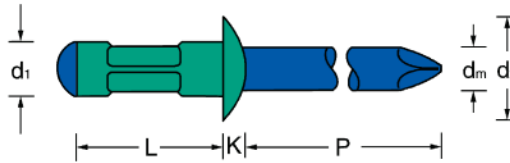
# ALUMINIUM / STEEL MULTI-GRIP TYPE

## DOME HEAD

## KBfix RIVET : ASMG SERIES



### MATERIAL:

Body : Aluminium  
Mandrel : Steel

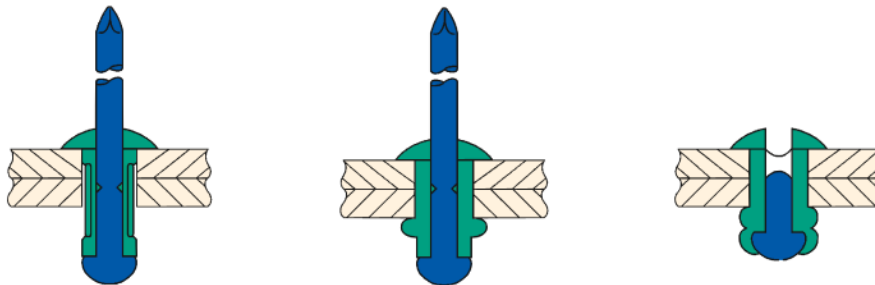


### FINISH:

Body : Polished  
Mandrel : Zinc Plated

$d_1$	L [+0.6 / -0.6]	Grip Range 	Art.Code	$d_2$	k Max.	Drill 	P Min.	dm Ref.	Shear N	Tensile N
<b>3.2</b> +0.08 -0.10	6.8	0.8 - 3.4	ASMG 32068	6.2 [+/- 0.4]	1.4	3.3	27	1.81	600	900
	8.0	0.8 - 4.8	32080							
	9.5	1.2 - 6.4	32095							
	11.1	4.0 - 7.9	32111							
	12.7	5.5 - 9.5	32127							
15.1	6.4 - 11.1	32151								
<b>4.0</b> +0.08 -0.15	6.8	0.5 - 3.2	ASMG 40068	8.0 [+/- 0.5]	1.7	4.1	27	2.20	950	1500
	9.5	1.2 - 6.4	40095							
	11.1	3.2 - 7.9	40111							
	12.7	4.0 - 9.5	40127							
	15.1	6.4 - 11.1	40151							
16.9	6.4 - 12.7	40169								
<b>4.8</b> +0.08 -0.15	10.3	1.6 - 6.4	ASMG 48103	9.5 [+/- 0.5]	2.0	4.9	27	2.70	1320	2000
	12.1	2.0 - 8.0	48121							
	14.5	3.2 - 9.5	48145							
	15.1	4.8 - 11.1	48151							
	16.9	6.4 - 12.7	48169							
	19.5	9.0 - 15.0	48195							
	24.8	12.7 - 19.8	48248							

Colored Rivets. Other Size. Special Request : Contact Us

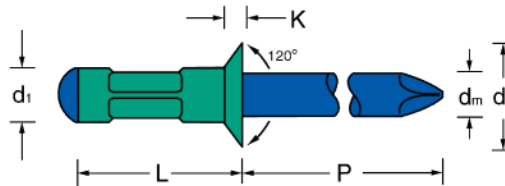


## CSK HEAD

## KB FIX RIVET : ASMG-C SERIES



### MATERIAL:

Body : Aluminium  
Mandrel : Steel

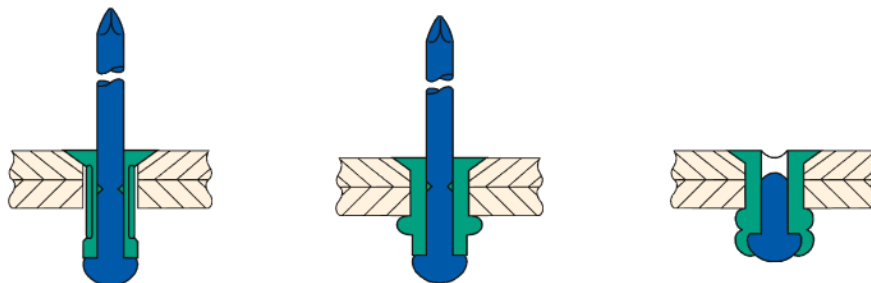


### FINISH:

Body : Polished  
Mandrel : Zinc Plated

$d_1$	L [+0.6 / -0.6]	Grip Range 	Art.Code	$d_2$	k Ref.	Drill 	P Min.	dm Ref.	Shear N	Tensile N
3.2 +0.08 -0.10	8.0	2.4 - 4.8	ASMG-C 32080	5.5 [+/- 0.5]	0.9	3.3	27	1.81	600	900
	9.7	2.4 - 6.4	32097							
	11.1	4.0 - 7.9	32111							
	12.7	5.5 - 9.5	32127							
4.0 +0.08 -0.15	9.7	2.4 - 6.4	ASMG-C 40097	7.0 [+/- 0.5]	1.0	4.1	27	2.20	950	1500
	11.3	3.2 - 7.9	40113							
	12.7	4.3 - 9.5	40127							
	15.1	6.4 - 11.1	40151							
4.8 +0.08 -0.15	10.3	3.2 - 6.4	ASMG-C 48103	8.5 [+/- 0.5]	1.2	4.9	27	2.70	1320	2000
	12.1	4.0 - 7.9	48121							
	15.1	4.8 - 11.1	48151							
	16.9	6.4 - 12.7	48169							
	24.8	12.7 - 19.8	48248							

Colored Rivets. Other Size. Special Request : Contact Us

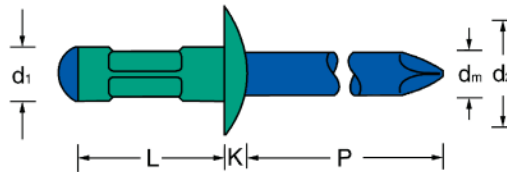


## LARGE HEAD

## KBFIX RIVET : ASMG-LF SERIES



### MATERIAL:

Body : Aluminium  
Mandrel : Steel



### FINISH:

Body : Polished  
Mandrel : Zinc Plated

$d_1$	L [+0.6 / -0.6]	Grip Range 	Art.Code	$d_2$	k Max.	Drill 	P Min.	dm Ref.	Shear N	Tensile N
<b>3.2</b> +0.08 -0.10	6.8	0.8 - 3.4	ASMG-LF 32068	9.5 [+/- 0.5]	2.0	3.3	27	1.81	600	900
	8.0	0.8 - 4.8	32080							
	9.5	1.2 - 6.4	32095							
	11.1	4.0 - 7.9	32111							
<b>4.0</b> +0.08 -0.15	12.7	5.5 - 9.5	32127	12.0 [+/- 0.5]	2.5	4.1	27	2.20	950	1500
	9.5	1.2 - 6.4	ASMG-LF 40095							
	11.1	3.2 - 7.9	40111							
	12.7	4.0 - 9.5	40127							
<b>4.8</b> +0.08 -0.15	15.1	6.4 - 11.1	40151	16.0 [+/- 0.5]	2.5	4.9	27	2.70	1320	2000
	16.9	6.4 - 12.7	40169							
	10.3	1.6 - 6.4	ASMG-LF 48103							
	12.1	2.0 - 8.0	48121							
	15.1	4.8 - 11.1	48151							
16.9	6.4 - 12.7	48169								
19.5	9.0 - 15.0	48195								
24.8	12.7 - 19.8	48248								

Colored Rivets. Other Size. Special Request : Contact Us

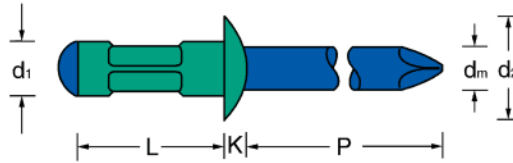
# ALU. / STAINLESS STEEL MULTI-GRIP TYPE

## DOME HEAD

## KBfix RIVET : ABMG SERIES



### MATERIAL:

Body : Aluminium  
Mandrel : Stainless Steel

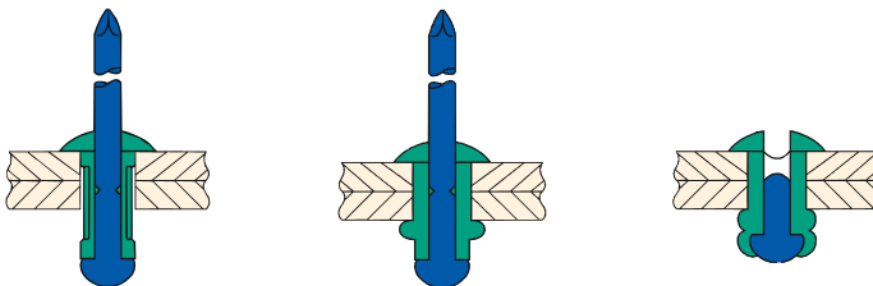


### FINISH:

Body : Polished  
Mandrel : Polished

$d_1$	L [+0.6 / -0.6]	Grip Range 	Art.Code	$d_2$	k Max.	Drill 	P Min.	dm Ref.	Shear N	Tensile N
<b>3.2</b> +0.08 -0.10	6.8	0.8 - 3.4	ABMG 32068	6.2 [+/- 0.4]	1.4	3.3	27	1.81	600	900
	8.0	0.8 - 4.8	32080							
	9.5	1.2 - 6.4	32095							
	11.1	4.0 - 7.9	32111							
	12.7	5.5 - 9.5	32127							
	15.1	6.4 - 11.1	32151							
<b>4.0</b> +0.08 -0.15	6.8	0.5 - 3.2	ABMG 40068	8.0 [+/- 0.5]	1.7	4.1	27	2.20	950	1500
	9.5	1.2 - 6.4	40095							
	11.1	3.2 - 7.9	40111							
	12.7	4.0 - 9.5	40127							
	15.1	6.4 - 11.1	40151							
	16.9	6.4 - 12.7	40169							
<b>4.8</b> +0.08 -0.15	10.3	1.6 - 6.4	ABMG 48103	9.5 [+/- 0.5]	2.0	4.9	27	2.70	1320	2000
	12.1	2.0 - 8.0	48121							
	14.5	3.2 - 9.5	48145							
	15.1	4.8 - 11.1	48151							
	16.9	6.4 - 12.7	48169							
	19.5	9.0 - 15.0	48195							
	24.8	12.7 - 19.8	48248							

Colored Rivets. CSK Head . Large Head .Other Size. Special Request : Contact Us

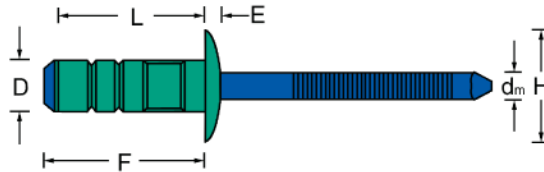


## DOME HEAD

## KB FIX RIVET : SSMG SERIES

MATERIAL:


Body : Steel  
Mandrel : Steel



FINISH:

Body : Zinc Plated  
Mandrel : Zinc Plated

Nom.	Art.Code	Grip Range		F Max. mm	L mm	H Max. mm	E Max. mm	dm Max. mm	Hole mm	Shear kN (stem in shear plane)	Shear kN (stem outside shear plane)	Tensile kN	Remark
		inch	mm										
3.2 1/8"	SSMG 32009	.039" - .157"	1.0 - 4.0	11.2	9	7.6	1.1	2.2	3.3~3.4	1.3	1.0	1.4	
	SSMG 32012	.039" - .276"	1.0 - 7.0	14.2	12								BS01-0414
	SSMG 32014	.039" - .354"	1.0 - 9.0	16.2	14								
4.0 5/32"	SSMG 40011	.055" - .197"	1.4 - 5.0	13.7	11	8.4	1.5	2.8	4.1~4.2	2.3	1.5	2.0	
	SSMG 40013	.079" - .315"	2.0 - 8.0	15.7	13								BS01-0516
4.8 3/16"	SSMG 48010	.059" - .201"	1.5 - 5.1	12.2	10	10.1	1.6	3.0	4.9~5.0	4.2	2.7	2.9	BS01-0612
	SSMG 48011	.059" - .248"	1.5 - 6.3	13.7	11								BS01-0614
	SSMG 48014	.059" - .374"	1.5 - 9.5	17.0	14								BS01-0618
	SSMG 48017	.252" - .500"	6.4 - 12.7	20.1	17								BS01-0622

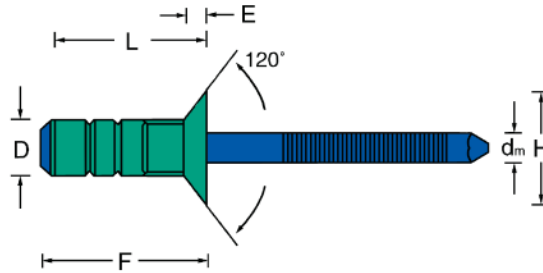


## CSK HEAD

## KB FIX RIVET : SSMG SERIES

### MATERIAL:

Body : Steel  
Mandrel : Steel



### FINISH:

Body : Zinc Plated  
Mandrel : Zinc Plated

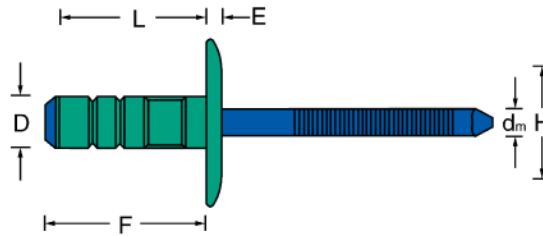
D	Art.Code	Grip Range		F	L	H	E	dm	Hole	Shear kN (stem in shear plane)	Shear kN (stem outside shear plane)	Tensile kN	Remark
		inch	mm										
4.8 3/16"	SSMG 48011C	.094" - .252"	2.4 - 6.4	13.7	11	8.8	1.4	3.0	4.9~5.0	4.2	2.7	2.9	BS04-0614
	SSMG 48014C	.094" - .374"	2.4 - 9.5	17.0	14								BS04-0618
	SSMG 48017C	.252" - .500"	6.4 - 12.7	20.1	17								BS04-0622

## LARGE HEAD

## KBFIX RIVET : SSMG SERIES

MATERIAL:


Body : Steel  
Mandrel : Steel



FINISH:

Body : Zinc Plated  
Mandrel : Zinc Plated

D	Art.Code	Grip Range		F	L	H	E	dm	Hole	Shear kN (stem in shear plane)	Shear kN (stem outside shear plane)	Tensile kN	Remark
		inch	mm										
4.8 3/16"	SSMG 48011LF	.043" - .248"	1.1 - 6.3	13.7	11	16.2	2.1	3.0	4.9~5.0	4.2	2.7	2.9	BE34-0614
	SSMG 48014LF	.059" - .374"	1.5 - 9.5	17.0	14								BE34-0618
	SSMG 48017LF	.252" - .500"	6.4 - 12.7	20.0	17								BE34-0622

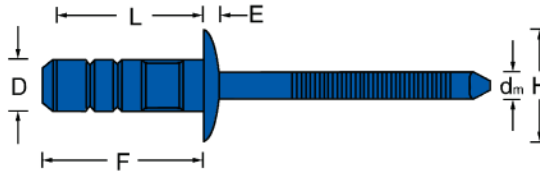


## DOME HEAD

## KB FIX RIVET : BBMG SERIES

MATERIAL:


Body : Stainless Steel  
Mandrel : Stainless Steel



FINISH:

Body : Polished  
Mandrel : Polished

D	Art.Code	Grip Range		F	L	H	E	dm	Hole	Shear kN (stem in shear plane)	Shear kN (stem outside shear plane)	Tensile kN	Remark
		inch	mm										
3.2 1/8"	<b>BBMG 32012</b>	.039" - .275"	1.0 - 7.0	14.5	12	7.3	1.1	2.1	3.3~3.4	2.3	1.7	2.2	BS11-0414
4.0 5/32"	<b>BBMG 40013</b>	.079" - .315"	2.0 - 8.0	16.0	13	8.2	1.5	2.8	4.1~4.2	3.8	2.7	3.4	BS11-0516
4.8 3/16"	<b>BBMG 48014</b>	.059" - .354"	1.5 - 9.0	17.0	14	10.0	1.6	3.0	4.9~5.0	5.5	4.5	5.0	BS11-0618







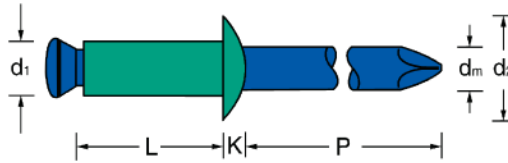
# ALUMINIUM / STEEL PEEL TYPE

## DOME HEAD

## KB FIX RIVET : ASP SERIES

### MATERIAL:

Body : Aluminium  
Mandrel : Steel

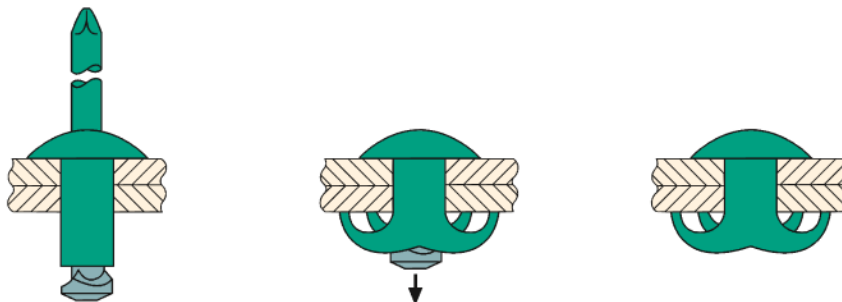


### FINISH:

Body : Polished  
Mandrel : Zinc Plated

$d_1$	L [+1 / -0.2]	Grip Range 	Art.Code	$d_2$	k Max.	Drill 	P Min.	dm Ref.	Shear N	Tensile N
3.2 +0.08 -0.10	8.0	0.5 - 1.0	ASP 3208	6.0 [+/- 0.5]	1.1	3.6 ~ 3.7	27	1.8	800	720
	10.0	1.0 - 3.0	3210							
	12.0	3.0 - 5.0	3212							
4.0 +0.08 -0.15	10.0	1.5 - 5.0	ASP 4010	8.0 [+/- 0.6]	1.4	4.4 ~ 4.5	27	2.2	1270	1160
	12.0	4.0 - 6.5	4012							
	14.0	6.0 - 9.0	4014							
	16.0	8.0 - 11.0	4016							
	18.0	10.0 - 13.0	4018							
	20.0	12.0 - 15.0	4020							
	25.0	15.0 - 20.0	4025							
30.0	20.0 - 25.0	4030								
4.8 +0.08 -0.15	10.0	1.5 - 4.0	ASP 4810	9.5 [+/- 0.6]	1.6	5.3 ~ 5.4	27	2.7	1870	1610
	12.0	2.0 - 6.0	4812							
	14.0	4.0 - 8.0	4814							
	16.0	6.0 - 9.5	4816							
	18.0	8.0 - 12.0	4818							
	20.0	10.0 - 14.0	4820							
	22.0	12.0 - 16.0	4822							
	25.0	16.0 - 19.0	4825							
	30.0	19.0 - 24.0	4830							
	35.0	24.0 - 29.0	4835							
40.0	29.0 - 34.0	4840								

Colored Rivets. Large Head. Other Size. Special Request : Contact Us





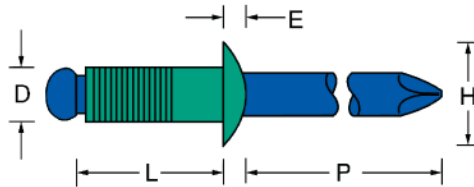
# ALUMINIUM / STEEL GROOVED TYPE

## DOME HEAD

## KB FIX RIVET : ASG SERIES

### MATERIAL:

Body : 5154 or 5754 Alu.Alloy  
Mandrel: Steel



### FINISH:

Body : Polished  
Mandrel : Zinc Plated

D Nom.	Art.Code	L (+1/-0) mm	Grip Range Max.	Depth Min. mm	H mm	E Max.	Hole Size Nom.	P Min.	Shear N	Tensile N
3.2 1/8"	ASG3210	10.0	6.0	14.0	6.4(+0/-0.6)	1.3	3.6	27	600	980
	ASG3212	12.0	8.0	16.0						
	ASG3214	14.0	10.0	18.0						
4.0 5/32"	ASG4008	8.0	4.0	13.0	8.0(+0/-1.0)	1.7	4.4	27	900	1350
	ASG4010	10.0	6.0	15.0						
	ASG4012	12.0	8.0	17.0						
	ASG4014	14.0	10.0	19.0						
	ASG4016	16.0	12.0	21.0						
	ASG4018	18.0	14.0	23.0						
4.8 3/16"	ASG4808	8.0	4.0	14.0	9.5(+0/-1.0)	2.0	5.3	27	1350	1880
	ASG4810	10.0	6.0	16.0						
	ASG4812	12.0	8.0	18.0						
	ASG4814	14.0	10.0	20.0						
	ASG4816	16.0	12.0	22.0						
	ASG4818	18.0	14.0	24.0						
	ASG4820	20.0	16.0	26.0						
	ASG4825	25.0	21.0	31.0						
	ASG4830	30.0	26.0	36.0						

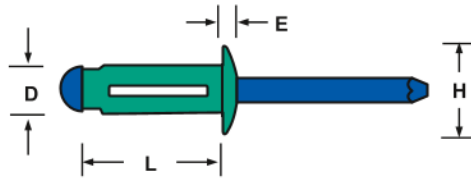
Other sizes. CSK head. Special request: Contact us

All dimensions are in millimeters(mm)

## KBFIX RIVET : AA-TRI-SIX SERIES

MATERIAL:

Body : Aluminium  
Mandrel : Aluminium



FINISH:

Body : Polished  
Mandrel : Polished

### DOME HEAD

D Nom.	Art.Code	Grip Range mm	L Nom. mm	H Max. mm	E Max. mm	Hole Size mm	Shear N	Tensile N	Remark
<b>4.0</b>	AA-TRIFIX40136	1.0 - 3.0	13.6	8.2	1.6	4.2 - 4.5	600	1000	BF01-0516
	AA-TRIFIX40188	1.0 - 7.0	18.8						BF01-0523
	AA-TRIFIX40205	1.0 - 8.5	20.5						BF01-0525
	AA-TRIFIX40245	5.0 - 12.0	24.5						BF01-0531
<b>4.8</b>	AA-TRIFIX48153	1.0 - 4.0	15.3	10.1	2.1	5.0 - 5.3	780	1070	BF01-0619
	AA-TRIFIX48205	1.0 - 9.0	20.5						BF01-0625
	AA-TRIFIX48240	4.0 - 12.0	24.0						BF01-0630

### Large Flange

D Nom.	Art.Code	Grip Range mm	L Nom. mm	H Nom. mm	E Max. mm	Hole Size mm	Shear N	Tensile N	Remark
<b>4.0</b>	AA-TRIFIX40188LF	1.0 - 7.0	18.8	12.0	2.0	4.2 - 4.5	600	1000	
<b>4.8</b>	AA-TRIFIX48153LF	1.0 - 4.0	15.3	16.0	2.5	5.0 - 5.3	780	1070	BF41-0619
	AA-TRIFIX48205LF	1.0 - 9.0	20.5						BF41-0630





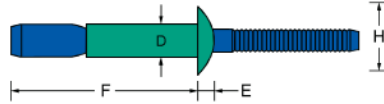
# STEEL / STEEL CUP-FIX

## DOME HEAD

## KB FIX RIVET : SS-CFIX SERIES

**MATERIAL:**

Body : Steel  
Mandrel : Steel



**FINISH:**

Body : Zinc Plated  
Mandrel : Zinc Plated

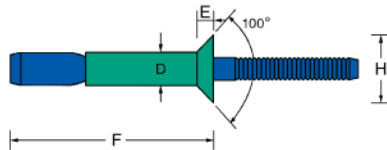
D Nom.	Art.Code	F Max.	Grip Range		H Max.	E	Drill No. Hole Size	Shear LBS	Tensile LBS	Remark
			inch	mm						
4.8 3/16"	SS-CFIX 0604	18.2	.064" ~ .250"	1.63 ~ 6.86	10.1	2.29	#10 4.93 ~ 5.18	1300 5785 N	1000 4450 N	2771-0613 2771-0617
	SS-CFIX 0607	24.4	.064" ~ .437"	1.63 ~ 11.10						
6.4 1/4"	SS-CFIX 0806	23.7	.080" ~ .375"	2.03 ~ 9.53	13.3	2.9	G 6.6 ~ 7.0	2400 10675 N	1850 8230 N	2771-0817 2771-0824
	SS-CFIX 0810	32.9	.080" ~ .625"	2.03 ~ 15.87						
9.5 3/8"	SS-CFIX 1210	36.2	.120" ~ .625"	3.05 ~ 15.87	20.3	4.2	10.0 ~ 10.4	5900 26240 N	3600 16010 N	2771-1228

## CSK HEAD

## KB FIX RIVET : SS-CFIX SERIES

**MATERIAL:**

Body : Steel  
Mandrel : Steel

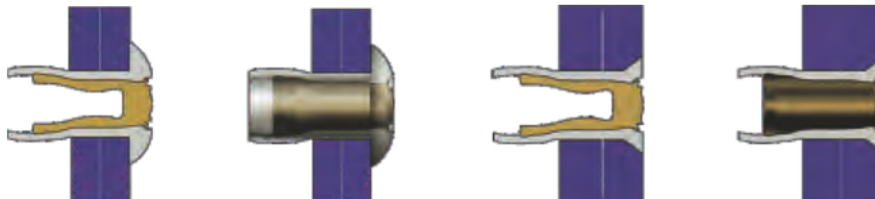


**FINISH:**

Body : Zinc Plated  
Mandrel : Zinc Plated

D Nom.	Art.Code	F Max.	Grip Range		H Max.	E	Drill No. Hole Size	Shear LBS	Tensile LBS	Remark
			inch	mm						
4.8 3/16"	SS-CFIX 0606C	20.0	.125" ~ .331"	3.17 ~ 8.41	8.5	2.2	#10 4.93 ~ 5.18	1300 5785 N	1000 4450 N	2761-0615 2761-0619
	SS-CFIX 0608C	26.2	.125" ~ .481"	3.17 ~ 12.22						
6.4 1/4"	SS-CFIX 0808C	26.3	.125" ~ .475"	3.17 ~ 12.07	10.1	2.4	G 6.6 ~ 7.0	2400 10675 N	1850 8230 N	2761-0821

CUP-Fix rivets need special protruding nosepiece for setting.





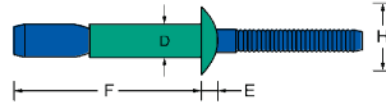
# ALL STAINLESS STEEL CUP-FIX

## DOME HEAD

## KB FIX RIVET : BB-CFIX SERIES

### MATERIAL:

Body : Stainless Steel  
Mandrel : Stainless Steel



### FINISH:

Body : Polished  
Mandrel : Polished

D Nom.	Art.Code	F Max.	Grip Range		H Max.	E	Drill No. Hole Size	Shear LBS	Tensile LBS	Remark
			inch	mm						
4.8 3/16"	BB-CFIX 0604	18.2	.064" ~ .250"	1.63 ~ 6.86	10.1	2.29	#10 4.93 ~ 5.18	1300 5785 N	1000 4450 N	2711-0613
	BB-CFIX 0607	24.4	.064" ~ .437"	1.63 ~ 11.10						
6.4 1/4"	BB-CFIX 0806	23.7	.080" ~ .375"	2.03 ~ 9.53	13.3	2.9	G 6.6 ~ 7.0	2400 10675 N	1850 8230 N	2711-0817
	BB-CFIX 0810	32.9	.080" ~ .625"	2.03 ~ 15.87						

CUP-Fix rivets need special protruding nosepiece for setting.  
Other size, 316(A4) materials, please contact us.



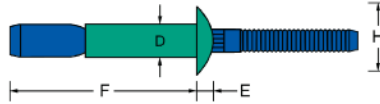
# ALUMINIUM / ALUMINIUM CUP-LOCK

## DOME HEAD

## KB FIX RIVET : AA-C-LOCK SERIES

### MATERIAL:

Body : Aluminium  
Mandrel : Aluminium



### FINISH:

Body : Polished  
Mandrel : Polished

D Nom.	Art.Code	F Max.	Grip Range		H Max.	E	Drill No. Hole Size	Shear LBS	Tensile LBS	Remark
			inch	mm						
4.8 3/16"	AA-C-LOCK 0604	18.2	.062" ~ .250"	1.58 ~ 6.85	10.2	2.3	#10 4.93 ~ 5.18	550 2446 N	450 2002 N	BAPI-0604
	AA-C-LOCK 0607	24.6	.062" ~ .437"	1.58 ~ 11.10						BAPI-E0607
6.4 1/4"	AA-C-LOCK 0806	25.3	.080" ~ .375"	2.03 ~ 9.53	13.5	2.9	G 6.6 ~ 7.0	1270 5649 N	830 3692 N	BAPI-0806
	AA-C-LOCK 0810	35.6	.080" ~ .625"	2.03 ~ 15.87						BAPI-E0810



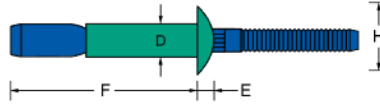
# STEEL / STEEL CUP-LOCK

## DOME HEAD

## KB FIX RIVET : SS-C-LOCK SERIES

MATERIAL:

Body : Steel  
Mandrel : Steel



FINISH:

Body : Zinc Plated  
Mandrel : Zinc Plated

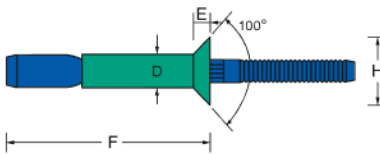
D Nom.	Art.Code	F Max.	Grip Range		H Max.	E	Drill No. Hole Size	Shear LBS	Tensile LBS	Remark
			inch	mm						
4.8 3/16"	SS-C-LOCK 0604	18.2	.062" ~ .250"	1.58 ~ 6.85	10.2	2.3	#10 4.93 ~ 5.18	1300 5785 N	1000 4450 N	SSPI-0604
	SS-C-LOCK 0607	24.6	.062" ~ .437"	1.58 ~ 11.10						SSPI-E0607
6.4 1/4"	SS-C-LOCK 0806	25.3	.080" ~ .375"	2.03 ~ 9.53	13.5	2.9	G 6.6 ~ 7.0	2400 10675 N	1850 8230 N	SSPI-0806
	SS-C-LOCK 0810	35.6	.080" ~ .625"	2.03 ~ 15.87						SSPI-E0810
9.5 3/8"	SS-C-LOCK 1210	39.4	.120" ~ .625"	3.05 ~ 15.87	20.6	4.6	10.0 ~ 10.4	6000 26700 N	4000 17800 N	

## CSK HEAD

## KB FIX RIVET : SS-C-LOCK SERIES

MATERIAL:

Body : Steel  
Mandrel : Steel



FINISH:

Body : Zinc Plated  
Mandrel : Zinc Plated

D Nom.	Art.Code	F Max.	Grip Range		H Max.	E	Drill No. Hole Size	Shear LBS	Tensile LBS	Remark
			inch	mm						
4.8 3/16"	SS-C-LOCK 0606C	20.2	.125" ~ .331"	3.17 ~ 8.41	8.8	1.8	#10 4.93 ~ 5.18	1300 5785 N	1000 4450 N	SSCI-0606
	SS-C-LOCK 0808C	28.3	.170" ~ .475"	4.32 ~ 12.07						SSCI-0808
6.4 1/4"					10.6	2	G 6.6 ~ 7.0	2400 10675 N	1850 8230 N	



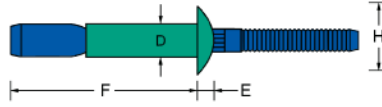
# Stainless / Stainless CUP-LOCK

## DOME HEAD

## KB FIX RIVET : BB-C-LOCK SERIES

**MATERIAL:**

Body : Stainless  
Mandrel : Stainless



**FINISH:**

Body : Polished  
Mandrel : Polished

D Nom.	Art.Code	F Max.	Grip Range		H Max.	E	Drill No. Hole Size	Shear LBS	Tensile LBS	Remark
			inch	mm						
4.8 3/16"	BB-C-LOCK 0604	18.2	.062" ~ .250"	1.58 ~ 6.85	10.2	2.3	#10 4.93 ~ 5.18	1300 5785 N	1000 4450 N	
	BB-C-LOCK 0607	24.6	.062" ~ .437"	1.58 ~ 11.10						
6.4 1/4"	BB-C-LOCK 0806	25.3	.080" ~ .375"	2.03 ~ 9.53	13.5	3.0	G 6.6 ~ 7.0	2400 10675 N	1850 8230 N	
	BB-C-LOCK 0810	35.6	.080" ~ .625"	2.03 ~ 15.87						

CSK Head, 316 materials, please contact us.





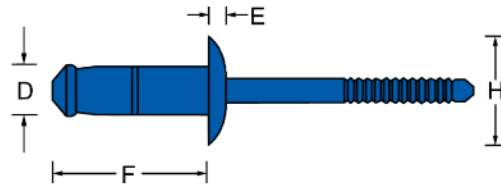
# STEEL / STEEL A-FIX

## DOME HEAD

## KBFIX RIVET : SS-A-FIX SERIES

MATERIAL:

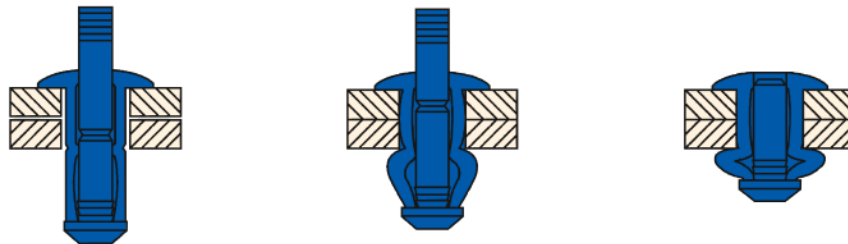
Body : Steel  
Mandrel : Steel



FINISH:

Body : Zinc Plated  
Mandrel : Zinc Plated

D Nom.	Art.Code	F mm	Grip Range		H mm	E mm	Hole Size	Shear N	Tensile N	Remark
			inch	mm						
3.2	SS-AFIX0408	8.7	.039"~.118"	1.0 - 3.0	6.8	1.4	3.3	1200	1300	BN01-0408
	SS-AFIX0411	11.3	.118"~.197"	3.0 - 5.0				1700	1300	BN01-0411
	SS-AFIX0414	13.6	.197"~.276"	5.0 - 7.0				2500	1300	BN01-0414
4.0	SS-AFIX0509	10.1	.039"~.118"	1.0 - 3.0	8.0	1.5	4.1	2400	2800	BN01-0509
	SS-AFIX0512	12.1	.118"~.197"	3.0 - 5.0				3500	2800	BN01-0512
	SS-AFIX0516	15.1	.197"~.276"	5.0 - 7.0				4100	2800	BN01-0516
4.8	SS-AFIX0611	12.1	.059"~.138"	1.5 - 3.5	9.6	1.5	4.9	3600	3800	BN01-0611
	SS-AFIX0614	14.6	.138"~.236"	3.5 - 6.0				4200	3800	BN01-0614
	SS-AFIX0618	17.6	.236"~.335"	6.0 - 8.5				5600	3800	BN01-0618
6.0	SS-AFIX6010	14.2	.059"~.157"	1.5 - 4.0	12.3	2.1	6.1	4200	5400	BN01-06010
	SS-AFIX6013	17.2	.118"~.236"	3.0 - 6.0				5400	5400	BN01-06013
	SS-AFIX6016	20.2	.236"~.354"	6.0 - 9.0				8500	5400	BN01-06016
	SS-AFIX6019	23.2	.354"~.472"	9.0 - 12.0				8500	5400	BN01-06019

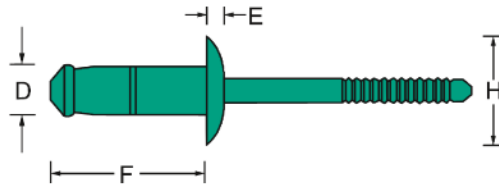


## DOME HEAD

## KB FIX RIVET : BB-A-FIX SERIES

MATERIAL:


Body : Stainless Steel  
Mandrel : Stainless Steel



FINISH:

Body : Polished  
Mandrel : Polished

D Nom.	Art.Code	F mm	Grip Range		H mm	E mm	Hole Size	Shear N	Tensile N	Remark
			inch	mm						
3.2	BB-AFIX0408	8.9	.039"~.118"	1.0 - 3.0	6.6	1.1	3.3	1600	2000	BE61-0408
	BB-AFIX0411	11.4	.118"~.197"	3.0 - 5.0				1700	2000	BE61-0411
	BB-AFIX0414	13.6	.197"~.276"	5.0 - 7.0				3200	2000	BE61-0414
4.0	BB-AFIX0509	10.1	.039"~.118"	1.0 - 3.0	8.0	1.5	4.1	5200	4000	BE61-0509
	BB-AFIX0512	12.5	.118"~.197"	3.0 - 5.0				5200	4000	BE61-0512
	BB-AFIX0516	15.1	.197"~.276"	5.0 - 7.0				5200	4000	BE61-0516
4.8	BB-AFIX0611	12.9	.059"~.138"	1.5 - 3.5	9.6	1.5	4.9	5500	5000	BE61-0611
	BB-AFIX0614	15.5	.138"~.236"	3.5 - 6.0				5500	5000	BE61-0614
	BB-AFIX0618	18.5	.236"~.335"	6.0 - 8.5				5500	5000	BE61-0618

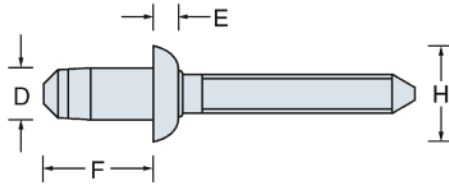


## DOME HEAD

## KB FIX RIVET : AA-H-FIX SERIES

MATERIAL:

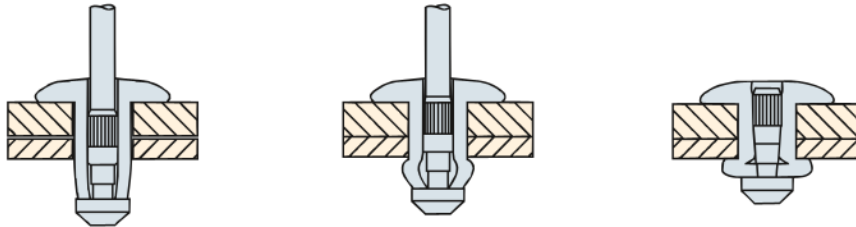
Body : Aluminium  
Mandrel : Aluminium



FINISH:

Body : Polished  
Mandrel : Polished

D Nom.	Art.Code	F mm	Grip Range		H mm	E mm	Hole Size	Shear N	Tensile N	Remark
			inch	mm						
6.4 1/4"	AA-HFIX0812	13.7	.059 - .138	1.50 - 3.50	13.4	2.7	6.7-6.9	5000	2700	2241-0812
	AA-HFIX0813	15.1	.110 - .189	2.80 - 4.80						
	AA-HFIX0814	15.6	.132 - .211	3.35 - 5.35						
	AA-HFIX0815	17.0	.189 - .268	4.80 - 6.80						
	AA-HFIX0817	19.0	.268 - .346	6.80 - 8.80						
	AA-HFIX0818	19.7	.295 - .374	7.50 - 9.50						
	AA-HFIX0819	21.0	.346 - .425	8.80 - 10.8						
	AA-HFIX0821	23.0	.425 - .504	10.8 - 12.8						

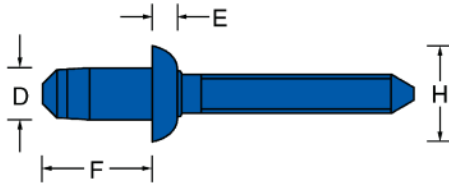


## DOME HEAD

## KBFIX RIVET : SS-H-FIX SERIES

MATERIAL:

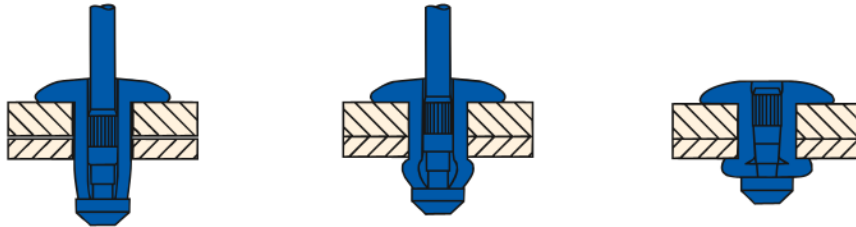
Body : Steel  
Mandrel : Steel



FINISH:

Body : Zinc Plated  
Mandrel : Zinc Plated

D Nom.	Art.Code	F mm	Grip Range		H mm	E mm	Hole Size	Shear N	Tensile N	Remark
			inch	mm						
6.4 1/4"	SS-HFIX0812	13.7	.059 - .138	1.50 - 3.50	13.4	2.7	6.7-6.9	10500	8800	2221-0812
	SS-HFIX0813	15.1	.110 - .189	2.80 - 4.80				12000	8800	2221-0813
	SS-HFIX0814	15.6	.132 - .211	3.35 - 5.35				12500	8800	2221-0814
	SS-HFIX0815	17.0	.189 - .268	4.80 - 6.80				12500	8800	2221-0815
	SS-HFIX0817	19.0	.268 - .346	6.80 - 8.80				14000	8800	2221-0817
	SS-HFIX0818	19.7	.295 - .374	7.50 - 9.50				15000	8800	2221-0818
	SS-HFIX0819	21.0	.346 - .425	8.80 - 10.8				16000	8800	2221-0819
SS-HFIX0821	23.0	.425 - .504	10.8 - 12.8	16000	8800	2221-0821				





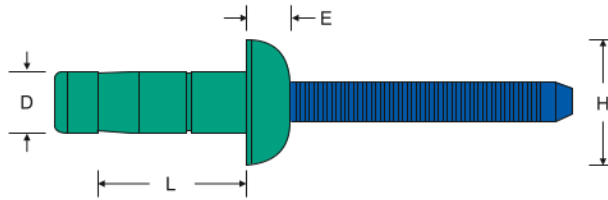
# STAINLESS / STAINLESS HEM-FIX

## DOME HEAD

## KBFIX RIVET : BB-H-FIX SERIES

### MATERIAL:

Body : Stainless Steel  
Mandrel : Stainless Steel



### FINISH:

Body : Polished  
Mandrel : Polished

D Nom.	Art.Code	Grip Range		L mm	H mm	E mm	Hole mm	Shear	Tensile
		inch	mm					LBS	LBS
6.4 1/4"	BB-H-FIX 64105	.098~.177	2.5~4.5	10.5	13.0	3.0	6.6~6.9	3260 14500 N	1873 8330 N
	BB-H-FIX 64125	.177~.256	4.5~6.5	12.5					
	BB-H-FIX 64145	.236~.335	6.0~8.5	14.5					
	BB-H-FIX 64165	.335~.413	8.5~10.5	16.5					
	BB-H-FIX 64185	.413~.492	10.5~12.5	18.5					
	BB-H-FIX 64205	.492~.571	12.5~14.5	20.5					

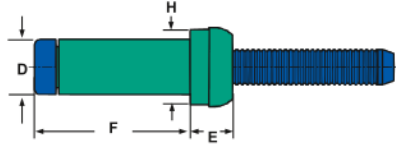


## DOME HEAD

## KBFIX RIVET : BULB LOCK SERIES

MATERIAL:

Body : Steel  
Mandrel : Steel

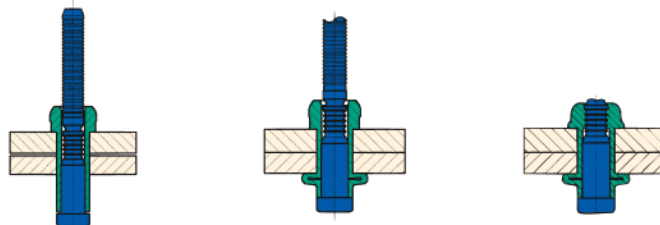


FINISH:

Body : Zinc Plated  
Mandrel : Black Oxide

D Nom.	Art.Code	Grip Range mm	F Max. mm	D Max. mm	H Max. mm	E Max. mm	Drill mm	Shear N	Tensile N	Remark
4.8	SBL6-2	2.4 - 4.0	12.7	5.2	7.2	4.2	5.3 - 5.6	12500	8000	R6-2
	SBL6-3	4.0 - 5.6	14.3							R6-3
	SBL6-4	5.6 - 7.1	15.9							R6-4
	SBL6-5	7.2 - 8.7	17.5							R6-5
	SBL6-6	8.8 - 10.3	19.1							R6-6
	SBL6-7	10.3 - 11.9	20.6							R6-7
	SBL6-8	11.9 - 13.5	22.2							R6-8
	SBL6-9	13.5 - 15.1	23.8							R6-9
	SBL6-10	15.1 - 16.7	25.4							R6-10
	SBL6-11	16.7 - 18.3	27.0							R6-11
	SBL6-12	18.3 - 19.8	28.6							R6-12
	6.4	SBL8-2	2.4 - 4.0							15.8
SBL8-3		4.0 - 5.6	17.3	R8-3						
SBL8-4		5.6 - 7.1	18.9	R8-4						
SBL8-5		7.2 - 8.7	20.5	R8-5						
SBL8-6		8.8 - 10.3	22.1	R8-6						
SBL8-7		10.3 - 11.9	23.7	R8-7						
SBL8-8		11.9 - 13.5	25.3	R8-8						
SBL8-9		13.5 - 15.1	26.9	R8-9						
SBL8-10		15.1 - 16.7	28.5	R8-10						
SBL8-11		16.7 - 18.3	30.0	R8-11						
SBL8-12		18.3 - 19.8	31.6	R8-12						
7.9		SBL10-4	4.8 - 7.9	22.2	8.8	12.2	7.1	8.8 - 9.4	35800	23100
	SBL10-6	8.0 - 11.1	25.4	R10-6						
	SBL10-8	11.1 - 14.3	28.6	R10-8						
	SBL10-10	14.3 - 17.5	31.8	R10-10						
	SBL10-12	17.5 - 20.6	34.9	R10-12						
	SBL10-14	20.7 - 23.8	38.1	R10-14						
9.5	SBL12-4	4.8 - 7.9	24.6	10.4	14.4	8.3	10.5 - 11.1	49400	32300	R12-4
	SBL12-6	8.0 - 11.1	27.8							R12-6
	SBL12-8	11.1 - 14.3	31.0							R12-8
	SBL12-10	14.3 - 17.5	34.1							R12-10
	SBL12-12	17.5 - 20.6	37.3							R12-12
	SBL12-14	20.7 - 23.8	40.5							R12-14
12.7	SBL16-4	6.4 - 9.5	32.2	13.9	19.1	11.1	13.9 - 14.8	89600	57800	R16-4
	SBL16-6	9.6 - 12.7	35.3							R16-6
	SBL16-8	12.7 - 15.9	38.5							R16-8
	SBL16-10	15.9 - 19.1	41.7							R16-10
	SBL16-12	19.1 - 22.2	44.9							R16-12
	SBL16-14	22.3 - 25.4	48.0							R16-14

For other sizes or special requirements, please contact us.

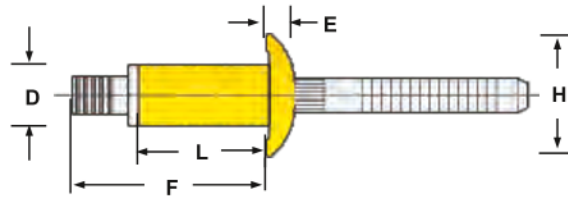


## DOME HEAD

## KBFIX RIVET : T-BULB SERIES

MATERIAL:

Body : Steel  
Mandrel : Steel

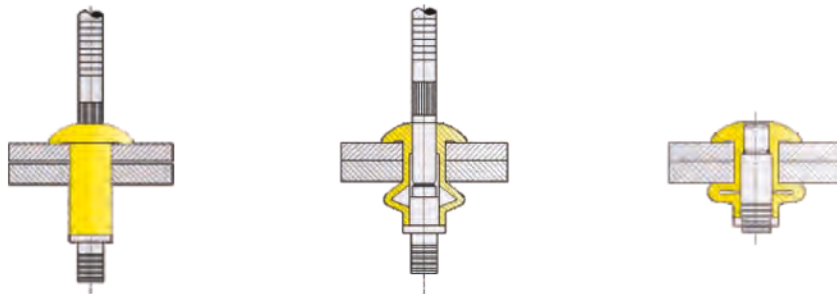



FINISH:

Body : Zinc Plated  
Mandrel : Zinc Plated

D Nom.	Art.Code	Grip Range mm	L Max. mm	F Max. mm	H Max. mm	E Max. mm	Hole Size mm	Shear N	Tensile N	Remark (MBP)
6.4	FSTB-R8-T2	1.5 - 3.5	11.1	19.6	13.5	3.2	6.6 - 6.9	11500	8400	R8-M2
	FSTB-R8-T3	2.8 - 4.8	12.4	21.8				12000	8400	R8-M3
	FSTB-R8-T4	3.8 - 5.8	13.4	23.9				12200	8400	R8-M4
	FSTB-R8-T5	4.8 - 6.8	14.4	23.2				13300	8400	R8-M5
	FSTB-R8-T6	5.8 - 7.8	15.4	24.1				14200	8400	R8-M6
	FSTB-R8-T7	6.8 - 8.8	16.4	25.0				15500	8400	R8-M7
	FSTB-R8-T8	7.8 - 9.8	17.4	26.1				15500	8400	R8-M8
	FSTB-R8-T9	8.8 - 10.8	18.4	27.1				15500	8400	R8-M9
	FSTB-R8-T10	9.8 - 11.8	19.4	28.1				15500	8400	R8-M10
	FSTB-R8-T11	10.8 - 12.8	20.4	29.1				15500	8400	R8-M11
	FSTB-R8-T12	11.8 - 13.8	21.4	30.1				15500	8400	R8-M12

Other sizes, different diameters like 4.8mm, please contact us.





# Kantilal & Brothers

*Your Fastening Need Companion*

Manibhuvan, Golwadnaka, LN Road,  
Vadodara, Gujarat. India-39001

(M) - +91- 8460616032

(E) - [info@kbfasteners.in](mailto:info@kbfasteners.in) (W) - [www.kbfasteners.in](http://www.kbfasteners.in)