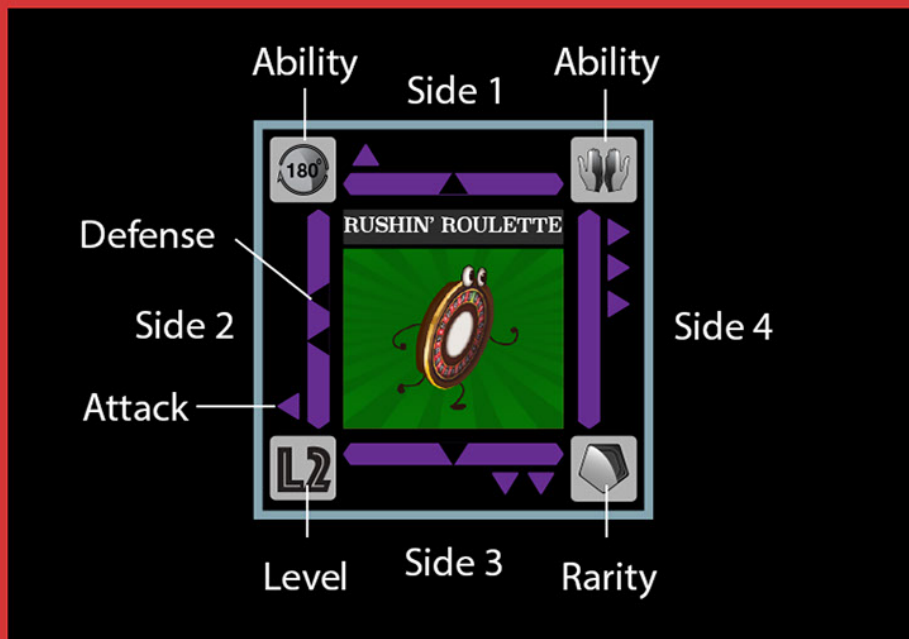


Gems

- Gems are the core game pieces of the game of ToKiO.
- This set includes five gems. Additional gems can be found in retail or online through playtok.io.



- **Rarity:** Emblem representing how common a gem is to collect.
- **Level:** Number representing the gameplay level of a gem.
- **Abilities:** Icons representing gameplay features of the gem.
- **Attack:** Triangles representing gameplay attack points.
- **Defense:** Triangles representing gameplay defense points.
- **Side:** Each gem has four sides with different attack and defense points.

Game Setup

Welcome to the game of ToKiO, where gems attack one another until there are no longer any on the board.

This starter set comes with the following contents:

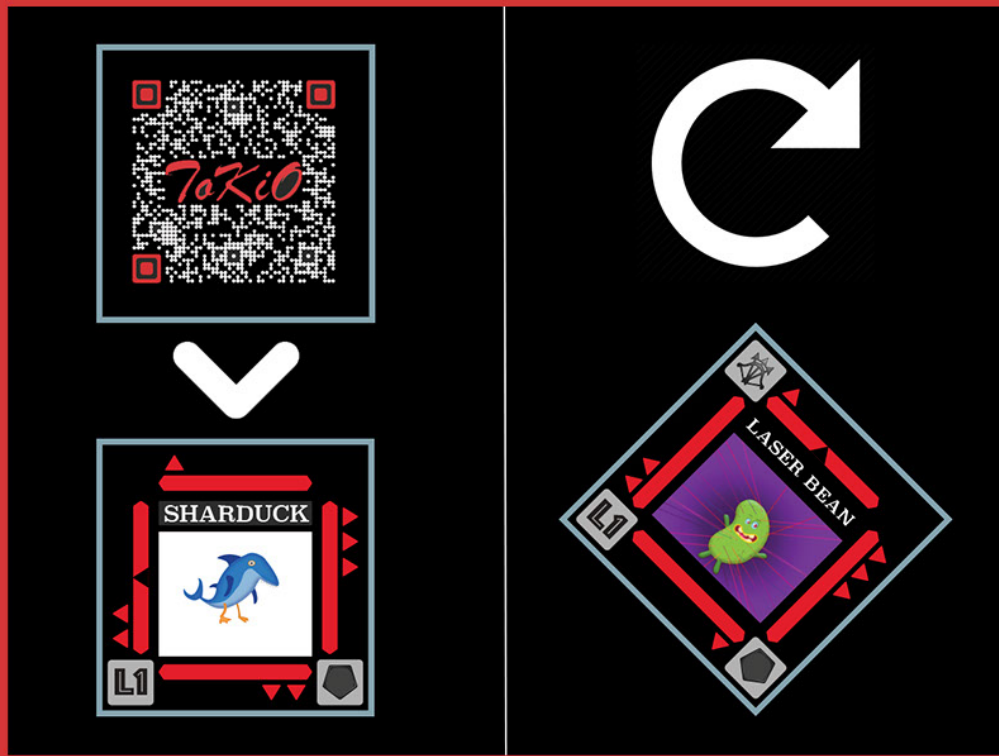
- Five ToKiO gems
- This rulebook
- A game mat for playing the game
- A pouch for storing gems



- To start, each player faces one another and places five of their own gems on the game board with the logo face up as diagrammed above.
- Each player then takes turns following the three phases described in this rulebook.

Turn Phases

1. You **MUST** FLIP or ROTATE



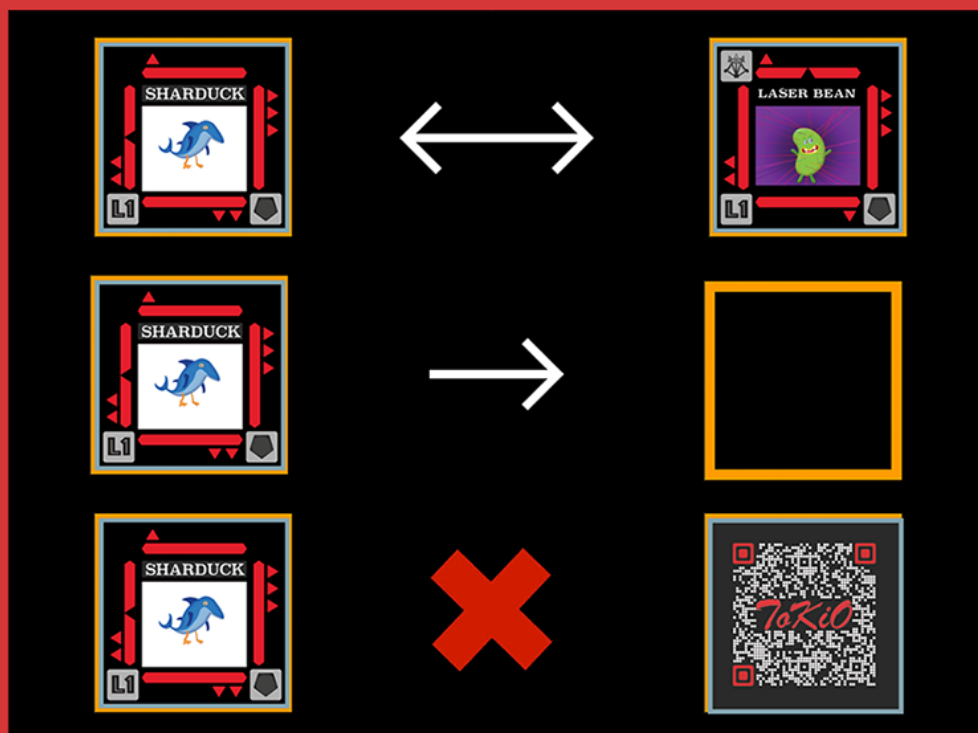
- Flip over an inactive (face down) gem on your side.
- The gem must be face up with side 1 facing the opponent.
- Level 2 and 3 gems require tributes to be flipped* (see LEVELS section of booklet).

OR

- Rotate an active (face up) gem on your side 90 degrees clockwise*.

Turn Phases

2. You MAY SWAP gems



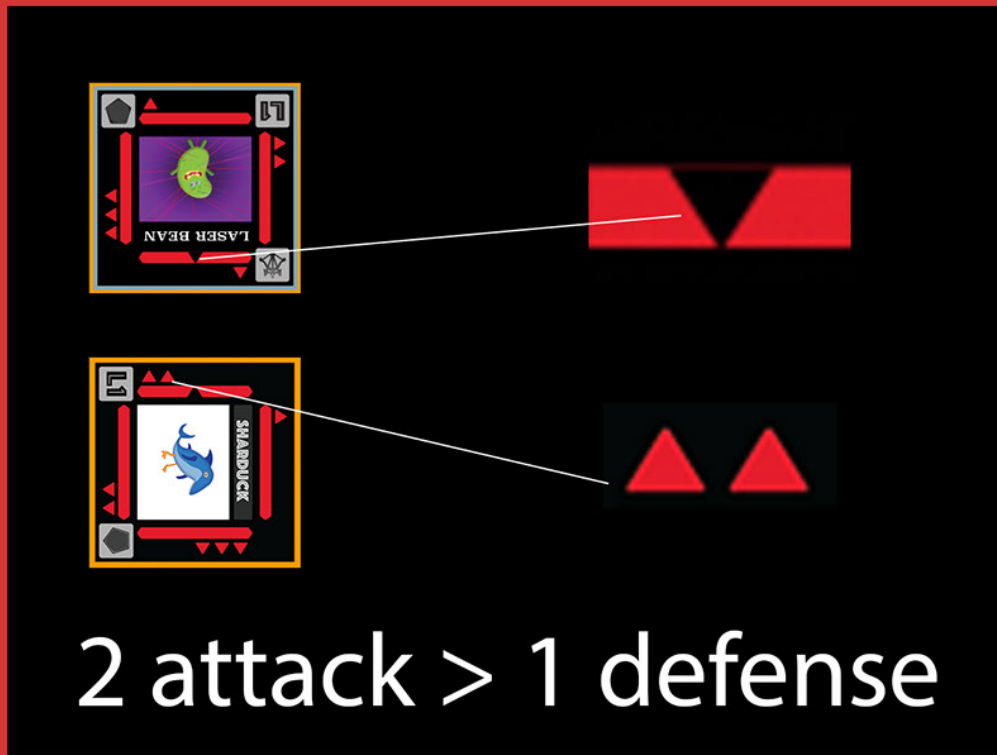
- Switch positions of two active (face up) gems on your side that are next to one another*.

OR

- Move an active (face up) gem to an empty space directly next to it.

Turn Phases

3. You MAY ATTACK



- Compare the attack (number of colored triangles) of the side of one of your gems facing your opponent to the defense (number of black triangles) of the side of the gem it is facing*.
- If the attack is greater than the defense, remove the defending gem from the playing field.
- A gem cannot attack the same turn it is FLIPPED*.

Winning

The game is over once a player no longer has any gems remaining OR can no longer flip a gem (see LEVELS below). The player with gems remaining wins.

Levels

- The bottom left of each gem indicates the gem's level (L1, L2, L3).
- A level 2 gem cannot be flipped without tributing (removing) an active (face up) gem on your side.
- A level 3 gem needs two tributes OR a level 2 tribute to be flipped.

*Abilities

Abilities allow gems to attack, defend and move differently within the game than the standard game rules. A gem can have up to two abilities indicated by the icons at the top left and top right of each gem. A full list of abilities and descriptions can be found at playtok.io/abilities.