




THE VINE



This issue:

Feature Story

PAGE 01

Community Giving

PAGE 2

Community News & Events

PAGES 3 & 4

Drumthwacket Gallery (cont'd)

PAGE 5

Featured Vegetable

PAGE 6

Garden Tasks for Winter

PAGE 7

Featured Drink

PAGE 8

Featured Flower & Activity

PAGE 9

Green Team News

PAGE 10

KGC Membership

PAGE 11

Education & Speakers

PAGE 12

Seasonal Gardening Guide

PAGE 13

Announcements

PAGE 14

Food for Thought

PAGE 15

Important Club Dates

PAGE 16

Elizabeth Street Community
Garden

PAGE 17

Volunteer Opportunities

PAGE 18

Feature Story

Drumthwacket 2024

Keyport Garden Club had the prestigious honor of being chosen, once again, as one of (7) Garden Clubs in the State of New Jersey for the Annual Drumthwacket Foundation's Holiday Decoration Event. Every year Garden clubs across the state of New Jersey apply and vvy for the opportunity to represent their Garden Club and region within NJ. Each application is carefully considered by the Drumthwacker foundation, and chosen for theme and design.



KGC was chosen to decorate the grand dining room, which is one of the largest rooms at the Governor's mansion that is to be decorated each year. The Drumthwacket Committee install team, included members Cindy Voight, Lisa Sessa, Marie Wagner, Elena Burke, and Lois Reilly, under the direction of committee chairperson Anne-Marie Tormo-Reedy. And, many KGC members also invested time in assembly of the decorations, ahead of the installation.



Keyport Garden Club's 2024 Drumthwacket theme was "An Elegant Christmas, 1924," representing the joy of Christmas 100 years past. The key design elements were pearls and swans. The main color palette was silver and gold, accentuated by peach ribbons. The decor included handmade ornaments, elegant handcrafted birds, and an original tree topper, all created by KGC members. Two Art Nouveau style dioramas adorned table space, representative of a nativity and a Christmas room scene. The fireplace was dressed in greenery and flowers from Keyport Gardens, and beautiful Art Nouveau style jewelry.

Community Giving

Cup of Cheer & Library Arrangements



THESE BEAUTIFUL, HANDMADE ARRANGEMENTS ARE A LOVELY TESTAMENT TO KGC'S COMMITMENT TO COMMUNITY IN ACTION. WE THANK ALL THE PARTICIPANTS OF THESE COMMITTEES FOR THEIR CREATIVITY, TIME, AND ENERGY IN SUPPORTING THE SUCCESS OF THESE GIVE BACK PROGRAMS IN 2024 AND BEYOND.

Cup of Cheer



November



November's Cup of Cheer for Anchor Care Rehab was thoughtfully created by Marianne Schell. Congratulations to Marianne, for her new position as a Keyport Garden Club Trustee!

Library Arrangements



October



November



December



Every month, our members hit it out of the park with fun and engaging arrangements that enhance the community experiences at Keyport Public Library. Our 4th quarter creators are as follows, month of October- Joanne Royster, November- Sharon Borelli, December- Cindy Voight. The creativity and unique design abilities of each KGC Member add to the charm and ambiance of The Keyport Public Library, and greet patrons with a pop of color and cheer.

Sign up sheets for the 2025 Year will be available at our January Meeting! Please also remember to email any photos of your creations to keyportgardenclub@gmail.com

Keyport Garden Club
THE VINE

Community Partnerships

Keyport Garden Club in the Community



KPSD Outdoor Classroom Ribbon Cutting Ceremony

In the fall, Keyport School District was the recipient of the NJDOE Climate Change Grant Program. under the leadership of Curriculum Director, Stephanie Woite, and Tamme Manganelli, 8th Grade Electives Educator & ELA Interventionist, who also serves as the Climate Change Grant Supervisor. Tamme is also an Active Keyport Garden Club member, and also a member of the Keyport Green Team.

The NJ Climate Change Grant is "An interdisciplinary learning and community projects grant will provide funds directly to school districts to help them partner with local organizations or their municipality to establish Interdisciplinary Learning Units and Community Resilience Projects. These projects will help schools impact their community through projects such as planting rain gardens with plants that will ease flooding; growing food using aquaponics to combat food insecurity; restoring native plant species; and planting dune grass to restore and protect native habitats.

Community partnerships are a key element of this grant program, and Tamme has been working closely with another KGC Member, Lynne Kosobuki, on organizing hands on experiences for the KCS students, as well as informative lectures on sustainability. Keyport Garden Club also serves as a community partner, respresented through Vice President, Alexandra (Xan) Yanosh, who also serves as KGC School Liaison. The outdoor classroom was purchased as part of the grant initiative and will serve both KCS and KHS students.



Pictured are Stephanie Woite and Tamme Manganelli(Center), with Principal Kevin Flynn, an NJDOE representative, KPSD Superintendent Dr. Lisa Savola, BOE President Ruth Grabowski, BOE Members Laura Abrahamsen and Dennis Fotopulos, KGC Vice President/Community Partner, Alexandra (Xan) Yanosh, and others.



What are the purposes and benefits of an Outdoor Classroom?

Outdoor Classrooms provide academic, physiological, mental, ecological, and emotional benefits to students, teachers, and the environment. They are environmental spaces that combine academic lessons with hands on experiences in nature. Outdoor Classrooms can take many forms: from a well-developed structure to even a few stumps in a garden. Ultimately, the goal is to immerse students in a setting where their learning has meaning and so they can see the impacts of their actions.

The ribbon cutting ceremony for the KPSD Outdoor Classroom took place on December 5th, 2024, and was attended by Mrs. Woite, Ms. Maganelli, KPSD Administration, Community Partners, and a select group of KPSD students who were involved in the early stages of the Climate Change Grant Project. We look forward to see the continuing process of this program, and its engagement and impacts on Keyport students as being good environmental stewards.





Garden & Events Links



Other Links of Interest

[HTTPS://WWW.GARDENCLUBOFMONTCLAIR.COM/CALENDAR](https://www.gardenclubofmontclair.com/calendar)

[HTTPS://WWW.REEVES-REEDARBORETUM.ORG/CALENDAR/](https://www.reeves-reedarboretum.org/calendar/)

[HTTPS://EVENTS.RUTGERS.EDU/PDFS/UNDERSTANDING_SOIL_COMPACTION_-_2023.PDF](https://events.rutgers.edu/pdfs/understanding_soil_compaction_-_2023.pdf)

[HTTPS://MORRISPARKS.NET/INDEX.PHP/PARKS/FOSTERFIELDS](https://morrisparks.net/index.php/parks/fosterfields)

[HTTPS://LONGWOODGARDENS.ORG/EVENTS-PERFORMANCES/CALENDAR](https://longwoodgardens.org/events-performances/calendar)

[HTTPS://WWW.NYNJTC.ORG/HIKE/JAKES-BRANCH-COUNTY-PARK-LOOP](https://www.nynjtc.org/hike/jakes-branch-county-park-loop)

[HTTPS://WWW.JENKINSARBORETUM.ORG/](https://www.jenkinsarboretum.org/)

[HTTPS://WWW.ALLTRAILS.COM/TRAIL/SCOTLAND/ABERDEEN/LEUCHAR-MOSS-FOREST-WALK?U=1](https://www.alltrails.com/trail/scotland/aberdeen/leuchar-moss-forest-walk?u=1)

[HTTPS://WWW.MONMOUTHCOUNTYPARKS.COM/PAGE.ASPX?ID=2483](https://www.monmouthcountyparks.com/page.aspx?id=2483)

[HTTPS://NJBGO.ORG/CALENDAR/](https://njbgo.org/calendar/)

[HTTP://NJFORESTRY.ORG/MYBACKYARD/](http://njforestry.org/mybackyard/)

[HTTPS://WWW.NJ.GOV/DEP/ENFORCEMENT/PCP/PCP-IPM.HTM](https://www.nj.gov/dep/enforcement/pcp/pcp-ipm.htm)

[HTTPS://WWW.NJHIKING.COM/](https://www.njhiking.com/)

KEY EVENTS IN NEW JERSEY

[HTTPS://VISITNJ.ORG/NJ/EVENTS](https://visitnj.org/nj/events)

KEY EVENTS IN MONMOUTH COUNTY

<https://tourism.visitmonmouth.com/>

KEY EVENTS IN KEYPORT, NJ

[HTTPS://WWW.VISITKEYPORT.ORG](https://www.visitkeyport.org)



Drumthwacket Photo Gallery (Cont'd)



ROARING

Vegetable of the Month

Parsnip

Parsnip Fritters with Garlic Yogurt Sauce

Prep Time: 15 minutes Cook Time: 15 minutes Serves: about 14

Ingredients

Fritters

- 1 POUND PARSNIPS (ABOUT 3 MEDIUM SIZED ONES) PEELED
- 1/2 POUND RUSSET POTATO (ONE LARGE) PEELED
- 1 BUNCH OF SCALLIONS (ABOUT 1/3 CUP) DICED, WHITE AND LIGHT GREEN PARTS ONLY
- 1 TABLESPOON FRESH LEMON JUICE
- 1 1/2 TABLESPOONS MINCED DILL
- 1 1/2 TABLESPOONS MINCED PARSLEY
- 1 TEASPOON FINE SEA SALT
- 1/3 CUP ALL PURPOSE FLOUR
- 2 LARGE EGGS, LIGHTLY BEATEN
- 1/3 CUP GRAPESEED OR OLIVE OIL FOR FRYING

Instructions:

- Prepare the yogurt sauce by combining all the ingredients and whisking until smooth. Season to taste with salt and pepper. Cover and chill until ready to serve.
- Preheat the oven to 250F. Prepare the vegetables by grating them on the large wholes of a box grater OR use the shredder attachment on a food processor. Transfer the grated vegetables to a dishtowel and wring out any moisture (don't skip this part!) Let veggies sit for 1-2 minutes and then wring them out once more. The dryer you get them the more crisp they'll be!
- Transfer the grated veggies to a bowl. Add scallions, herbs, salt and flour. Toss until well combined. Stir in the lightly beaten eggs and mix until everything is well incorporated.
- Heat grapeseed oil in a large skillet over medium-high heat. Working in batches, spoon scoops of the mixture into the skillet, flattening gently with a spatula. Cook until golden brown and crisp. About 3-4 minutes per side. Transfer cooked fritters to a baking sheet and keep warm in the preheated oven until ready to serve.
- Serve fritters with garlic yogurt dip and enjoy!



Garlic Sauce

- 1/2 CUP PLAIN GOAT MILK YOGURT (OR COWS MILK YOGURT)
- 2 TABLESPOONS MINCED DILL
- 2 TABLESPOONS MINCED PARSLEY
- 1 GARLIC CLOVE, MINCED
- 2 TABLESPOONS FRESH LEMON JUICE
- 1 TEASPOON HONEY
- 2 TABLESPOONS EXTRA VIRGIN OLIVE OIL
- SALT + PEPPER TO TASTE

<https://dishingupthedirt.com/recipes/spring-parsnip-herb-fritters-with-garlic-yogurt-sauce/>



GARDEN TASKS FOR WINTER & NOFA Conference 2025

by Dennis McNamara
Agricultural Program Associate
Monmouth County Cooperative Extension

The onset of winter is here, the garden is asleep and with the quiet calm there is the chance to assess the garden before the arrival of Spring. A good look at the garden with a notepad can help you evaluate what worked this year and what didn't. This should lead to a plan to properly maintain and maybe even enhance the areas you want to see again in the Spring. You can also try to come up with ideas for those areas that didn't quite have the look you wanted. For helpful gardening ideas read on to upcoming events that may spark a whole new look for your garden.

Besides assessing your plants, it's also a good idea to look over your tools and the garden structures like the fence or trellis that may need some attention. Looking at your tools, consider creating a pile of tools that could use work. Tasks that can be done now that will be helpful once the hectic Spring season arrives include sharpening, cleaning, oiling and repairing. Sharpen the saws and pruners, the cutting edge of spades and lawnmower blades, winterize the gas-powered equipment by cleaning or replacing filters; amending the fuel with an additive that will prevent it from becoming more viscous and potentially blocking fuel lines. Repair the handles of shovels and wheelbarrows or any other tool placed on the 'to be fixed' pile. Then create a list of tools to purchase that are beyond repair. At the start of Spring, you will be grateful to start your gardening with clean, sharp equipment.

Besides taking care of your gardening tools, there's always the chance to review the seed catalogs that start arriving this time of year, just exercise control so you don't over order once you see the beautiful glossy pictures. But another Winter thing to consider is to expand your gardening knowledge by attending one of the excellent Winter Conferences being held in our area. On January 25, 2025, the Northeast Organic Farming Association (NOFA) will be holding their Winter Conference at The Berkeley Oceanfront Hotel, in Asbury Park. And then later this winter Rutgers University has their "Home Gardeners School", which will be held on the New Brunswick campus at Hickman Hall on March 15, 2025.

If you are not familiar with NOFA, it is a non-profit organization dedicated to supporting organic agriculture in New Jersey, promoting healthy food, organic farming practices, and a clean environment. The purpose of the organization is to provide educational conferences, workshops, farm tours, and printed materials to educate farmers, gardeners, consumers, and land care professionals. They provide assistance to both organic and conventional farmers, educating diverse audiences about the significance of organic practices for human health and the environment. They engage with public opinion makers, policymakers and the general public, and participate in numerous coalitions, research projects and community building activities.

This will be NOFA's 35th Annual Winter Conference. The conference this year is titled "Living Roots, Resilience, & Food Security". There will be workshops addressing the issues of withstanding a changing climate, global economics, and evolving agricultural policies. There promises to be lots of local food highlighted in their effort to support local farming and food systems throughout the Garden State.

This years' NOFA Keynote Speaker is Will Brinton, Ph.D. founder of Woods End Soil Lab and WB Foundation, Inc. He earned his doctorate for his research on plant response to compost. Dr. Britton brings insight on soil biology and issues of carbon cycling in farming.

Other featured speakers at this years' NOFA Winter Conference touch on varied topics such as food systems revitalization, botanical beverages, organic mushrooms, humane animal husbandry policies and conservation practices.

For further information and details on the NOFA Winter Conference use this link:

<https://nofanj.app.neoncrm.com/np/clients/nofanj/event.jsp?event=6223&>

Featured Beverage

Hot Buttered Rum

Long before the beloved wizardly tales of Harry Potter existed, this Original "Butter Beer" recipe has been enjoyed by many. Originating in Colonial America, it's a classic favorite warming drink for bitter cold months.

Ingredients: Hot Buttered Rum Batter

- 1/2 pound unsalted butter (2 sticks)
- 1/2 pound brown sugar (1 & 1/8 cups)
- 1/2 pound confectioners' sugar (2 cups)
- 1/2 quart vanilla ice cream, softened
- 1/2 tablespoon ground cinnamon
- 1/2 teaspoon ground nutmeg

PREPARATION RUM 'BATTER'

1. MELT BUTTER IN A LARGE POT OVER MEDIUM HEAT. BLEND IN BROWN SUGAR AND CONFECTIONERS' SUGAR UNTIL SMOOTH.
2. REMOVE FROM THE HEAT. ADD ICE CREAM, CINNAMON, AND NUTMEG AND WHISK UNTIL INCORPORATED. POUR MIXTURE INTO A PLASTIC CONTAINER, COVER, AND STORE IN THE FREEZER. USE AS YOU WISH. CAN BE STORED FOR UP TO 3 MONTHS.
MAKES 48 SERVINGS

PREPARATION OF BUTTERED RUM DRINK

1. FOR EACH SERVING OF HOT BUTTERED RUM, COMBINE 1 TABLESPOON RUM BATTER AND 1 FLUID OUNCE RUM IN A COFFEE MUG.
2. FILL THE MUG WITH BOILING WATER AND STIR TO COMBINE.
3. SPRINKLE NUTMEG OVER TOP IF DESIRED.

This is a versatile recipe! You can use the rum butter 'batter' in Hot Apple Cider or Hot Chocolate, without any alcohol. Or maybe try it in your morning coffee, over ice cream, or on top of homemade cinnamon rolls!

Recipe & images courtesy of Allrecipes.com



Support Local Food
THE VINE

Featured Flower **Chrysanthemum**

The first chrysanthemums were cultivated in China centuries ago. It has appeared in ancient Chinese writings as early as 15th century BC and was used as an herbal remedy. Its boiled roots were believed to provide headache relief, and the sprouts and petals were eaten in salads. The Chinese city of Chu-Hsien was named after the chrysanthemum and literally means “Chrysanthemum City.”

In the US, the chrysanthemum generally symbolizes friendship, happiness, and well-being. They are the most popular fall flowers. However, If you want to express your sorrow or neglected love you would give a bouquet of yellow chrysanthemums. This may be quite confusing if you handed these same flowers to someone in Japan. The yellow or golden chrysanthemum represents longevity, rejuvenation, nobility, and is the symbol of the imperial family.

In Japan the chrysanthemum is known as a “kiku” and is considered extremely auspicious. You will see it as a motif on accessories, porcelains, kimono, and obi, as well as the 50 yen coin. The reverence for this flower originates from the 5th century when the flower was introduced to Japan from China. It even has its own holiday, National Chrysanthemum Day, which was established in 910 AD and is a festival of happiness.



Seasonal Craft: Paper Seed Bombs

SUPPLIES

- Seeds – a collection of seeds of your choice – wildflowers, natives, or ornamentals (note: the larger seeds don't always stay in your seed bomb easily).
- Colored or plain paper torn into pieces – 2-3 pages
- Newspaper torn into pieces – 2-3 pages
- Blender
- Silicone mold – if you don't have a mold you can also just form into balls with your hands
- 2 cups of water
- Mixing bowls
- Strainer

Steps

1. Tear the paper into smaller pieces, put the pieces into the blender.
2. Add 2 cups of water to blender and blend everything until pulverized.
3. Place a strainer over a small bowl and pour the entire contents from the blender into the strainer. Allow to sit for about 5 minutes so the water can drain out of the pulp.
4. Scoop a handful of paper pulp out of the strainer and add a small spoonful of seeds to your pulp.
5. Gently mix up the pulp and seeds and squeeze out any excess water over a bowl until the seed bomb is fairly compact.
6. Press the mixture into a mold, squeezing out any excess water and draining it from the mold. Continue until you've used up all the pulp.
7. Finally, using a paper towel, press down on each seed bomb to soak up any left over moisture in the seed bomb – we want to remove as much water as possible to prevent the seeds from germinating.
8. Allow seed bombs to dry for 24-48 hours and then gently remove from mold.

Pro Tip: if you don't have a blender, soak pieces of paper in water overnight (ensuring all are submerged). In the morning, Drain and squeeze the paper between your hands to combine the fibers

These paper seed bombs make a perfect little valentine's gift for friends, neighbors, and family. They're a great way to get other people inspired about gardens and gardening, in a way that is beneficial to the earth.



KEYPORT GREEN TEAM NEWS

From Sue Kleinberg
KGC Green Team Liaison



For the most up to date Green Team news and tips,
visit www.keyportonline.com/greenteam



January Tip of the Month

Ah, January -- a new year and big new plans -- they're easy to make, but not always easy to stick to. Instead, why not try some smaller projects, like checking and fixing leaking faucets. Yes, monitoring your meter can point out sudden surges in water flow, but that small drip, drip, drip might escape your notice. Yet, even one leaking faucet can add up to a loss of over 3000 gallons a year -- certainly not a drop in the bucket.



The Keyport Green Team is a group of volunteers appointed by the Mayor and Borough Council as an adjunct team to the Environmental Commission.

The Green Team relies on the Keyport's greatest resource, its people, to participate as a community as we continue to transition to our goal of community environmental sustainability. We will achieve this goal through hosting educational events, community outreach, and supporting community-based environmental and sustainability initiatives such as enhancing our prestigious Sustainable Jersey Certification. We will provide a structure for people at all levels to work together to pursue their passions and use their unique skills and networks in the service of a more sustainable community.

Residents interested in serving as a volunteer member of a Borough of Keyport board, commission or committee should submit a completed [Volunteer Application/Citizen Leadership form](#) to the Borough Clerk.



Considering a KGC membership?

Keyport Garden Club -Membership Information

****2025 Membership Forms now Available on our website****

To become a member of Keyport Garden Club

Visit www.keyportgardenclub.com
for the latest information & updates

As a reminder, Keyport Garden Club
Membership is open to **ALL**.

You do not need to reside in Keyport to become a member!

A passion for gardening and our wonderful
Bayshore community is the only requirement.

Education & Speakers



Rutgers “Home Gardeners School” marks its 44th year providing a wide array of horticultural topics. The workshops are designed for whether you are a Master Gardener, a novice, or somewhere in between. The workshop instructors include professionals in the horticultural, ecological, and landscape design industries, faculty and staff from Rutgers Cooperative Extension and the School of Environmental and Biological Sciences, Master Gardeners, and other experts with unique experience and skill sets.

At registration you can select the workshops that are most relevant to your gardening interests and create a customized schedule for a day of learning designed to inspire and prepare you for the growing season ahead. For your convenience, each workshop is labeled into one of three categories, beginner, advanced, and all level categories.

Attendees to the Home Gardeners School will learn from the best in the business. They will be providing valuable tips and hands-on experiences. There are many workshops to choose from at the Home Gardeners School these include best practices for your soil, plants and flowers, wildlife, lawns, garden design, sustainability, along with horticultural therapy, food production, and more.

Here is the link for further details and registration information for this event:

<https://cpe.rutgers.edu/home-gardeners-school>

Do you have an immediate garden question?
Reach out to the Monmouth county Master
Gardeners FREE hotline!

Master Gardener Helpline: 732-303-7614




or email them with photos
master.gardeners@co.monmouth.nj.us

<https://monmouth.njaes.rutgers.edu/master-gardeners/>

Stay connected through Social Media & Emails for information
on future KGC speaker events!

Seasonal Garden Guide

Gardening Notes for December



ZONE 7 GARDENING IN JANUARY

The game in January is to keep your perennials alive and prepare for the coming growing season. There are some basic steps you can take to make sure you stay on top of the garden during the winter!

Things to Do

- Use this time to give your indoor houseplants a good cleaning. Dust settles on leaves and clogs "pores," hindering light penetration as well as gas and moisture exchange. Wipe off leaves with a rag soaked in water with diluted scent-free soap.
- Make plans for the coming season's garden. Decide where your crops will rotate from last year, and start carpentry projects like cold frames, trellises, and indoor lighting setups if possible.
- Gather all of your seed starting equipment together so you'll be ready to go. You will need lights, heat mats, sterile medium, and your preferred pot type.
- Start stratifying perennial seeds that need this treatment by either planting outside or treating them in your refrigerator.
- Look over last year's planting, fertilizing, and spraying records. Make notes to reorder successful varieties as well as those you wish to try again.
- Check all houseplants closely for insect infestations. Quarantine holiday gift plants until you determine that they are not harboring any pests.
- Add garden recordkeeping to the list of New Year's resolutions with a garden journal. Make a note of which varieties of flowers and vegetables do best and which do poorly in your garden.
- If you haven't already, order seed catalogs now. For variety, consider companies that specialize in open-pollinated and heirloom varieties.
- Preorder your bulbs and live plants from your preferred seed company for the whole year so you don't have to worry about missing out on them once planting time comes around.
- Start your first seeds inside for broccoli, cabbage, cauliflower, celery, head lettuce, onions, and parsley. Most perennial flowers should be started inside by the end of the month as well. You can also start inside flowers and herbs that have a long germination period, like rosemary, snapdragons, and begonias.
- Late this month, mow winter cover crops.



Support Garden Club
THE VINE

Credit/Source: <https://sowtrueseed.com/>

Keyport Garden Club 2025 Executive Board & Trustees

President

Kim Mundrane-Tuohy

Secretary

Lisa Sessa

Assistant Secretary

Cindy Voight

Trustee

Joanne Royster

Vice President

Alexandra (Xan) Yanosh

Treasurer

Donna Rondinelli-Price

Trustee

Marianne Schell

Mark Your Calendar! Free Event!

Deep Cut Orchid Society



26th ANNUAL show

February 14th, 15th & 16th
2025!

FREE ADMISSION - THANK YOU

@ [Dearborn Market, Holmdel NJ](#)

[.2170 NJ-35, Holmdel, NJ 07733](#)

Friday 12pm - 6pm, Saturday - 9am-6pm,
Sunday 9am-4pm

See hundreds of blooming orchids
on display.

Attend FREE [lectures](#) on how to
take care of them.

Thousands of plants for sale.



Winter-Time

Written By Robert Louis Stevenson

LATE LIES THE WINTRY SUN A-BED,
A FROSTY, FIERY SLEEPY-HEAD;
BLINKS BUT AN HOUR OR TWO; AND THEN,
A BLOOD-RED ORANGE, SETS AGAIN.

BEFORE THE STARS HAVE LEFT THE SKIES,
AT MORNING IN THE DARK I RISE;
AND SHIVERING IN MY NAKEDNESS,
BY THE COLD CANDLE, BATHE AND DRESS.

CLOSE BY THE JOLLY FIRE I SIT
TO WARM MY FROZEN BONES A BIT;
OR WITH A REINDEER-SLED, EXPLORE
THE COLDER COUNTRIES ROUND THE DOOR.

WHEN TO GO OUT, MY NURSE DOTH WRAP
ME IN MY COMFORTER AND CAP;
THE COLD WIND BURNS MY FACE, AND BLOWS
ITS FROSTY PEPPER UP MY NOSE.

BLACK ARE MY STEPS ON SILVER SOD;
THICK BLOWS MY FROSTY BREATH ABROAD;
AND TREE AND HOUSE, AND HILL AND LAKE,
ARE FROSTED LIKE A WEDDING CAKE.

This poem credit: www.poetryfoundation.org

IMPORTANT Club Announcements



Next KGC Meeting:

TUESDAY, January 28, 2024
7PM at Gethsemane Lutheran Church
(Virtual Option Available)

**Please consider bringing a donation of SOUP for
the church food pantry's "SOUPer Bowl" collection.**

KGC meets on the 4th Tuesday of Each Month

*Membership forms are available on our website
www.keyportgardenclub.org*

*Please complete and submit your application at your earliest convenience.
If you have any questions please address them to Donna
by emailing keyportgardenclub@gmail.com*



2025 KGW Art Contest *Coming Soon!*

Details will be forthcoming via email.



Love talking about plants and showing others your garden? KGW needs you!

The KGW Planning Committee is seeking gardens to participate in Keyport Gardenwalk 2025! ***Gardens of all varieties, shapes, styles, and sizes are welcome!*** Email us! keyportgardenclub@gmail.com

Have some garden news or local interest info that you'd like to share?




Please email keyportgardenclub@gmail.com
ATTN: Xan/The Vine in the Subject Line



Vine Editorial Team:

Xan Yanosh, Editor, Content Contributor, & Layout Design
Dennis McNamara, Content Contributor





ELIZABETH STREET COMMUNITY GARDEN

Interested in becoming involved at ESCG?

Visit <https://keyportgardenclub.com/community-garden>

What's new in the Garden? 

This January, the Elizabeth Street Community Garden received a new fence upgrade. Many thanks to all the Borough of Keyport staff who worked on this project from start to completion.



Thinking about joining the Elizabeth Street Community Garden for the 2024-2025 season? Stay tuned! Information on open garden plots will be available on or after February 1st. Please reach out if you would like more information.

Any questions? Email keyportgardenclub@gmail.com for more information

Follow the Garden on Facebook!

www.facebook.com/elizabethstreetcommunitygardens



Volunteer Opportunities & News

COMMITTEE UPDATES/NEWS



Keyport Garden Club members (and sisters!) Terry Burns and Cindy Voigt presented Pastor Matt at Gethsmane Lutheran Church with a donation check from Keyport Garden Club, in thanks and appreciation for use of their community space for our 2024 meetings. Gethsmane Lutheran Church has been a great Keyport community partner, and we appreciate their annual participation in the Keyport GardenWalk, and support for our organization's operational space needs.



Looking for seeds?

Get a headstart on your seasonal gardening with the KGC Seed Library, located on the 2nd level of Keyport Public Library! Now is the perfect time to start seedlings, particularly those seeds that require vernalization for germination. Don't see a plant you were looking for? Reach out to seed library steward Sue Kleinberg. suekfromnj@gmail.com

VOLUNTEERS NEEDED

We still need volunteers for the following committees: Vine Newsletter, Town Beautification, Craft /Creative Projects (for fundraising), Fundraising, & Grants

BAYSHORE LUNCH BREAK PROGRAM

WE WANT TO THANK MANY OF OUR KGC MEMBERS FOR VOLUNTEERING TO HELP AT THE BAYSHORE LUNCH BREAK PROGRAM. THE BAYSHORE LUNCH BREAK PROGRAM PROVIDES FREE HOT LUNCHES TO ANYONE IN THE COMMUNITY WHO IS IN NEED.

THEY STILL NEED HELPERS TO ASSIST IN PREPARING LUNCH, SERVING AND CLEAN UP. EVERYONE IS VERY NICE, AND IT IS A REWARDING EXPERIENCE.

IF YOU WOULD LIKE TO HELP, PLEASE EMAIL DONNA.DRONDI7@GMAIL.COM
DONNA IS COORDINATING KGC MEMBERS WITH MARIANNE WHO RUNS THE PROGRAM.
DETAILS:

ARRIVE AT 10:00

BRING AN APRON IF YOU HAVE, NOT REQUIRED.

42 ELIZABETH ST. KEYPORT NJ

PARK IN THE LOT AND ENTER FROM THE FAR-LEFT RAMP TO THE DOOR.

