




WILLOW WOODS QUILT GUILD



Newsletter December 2020




MEETS THE SECOND
SATURDAY OF EACH
MONTH
ELKS LODGE
26584 HIGHWAY 18
RIM FOREST, CA

President – Judy Green

Wednesday, December 9

Hi Dear Friends,

Wow! Just 16 days until Christmas, and winter begins in only 12 days. Feels like quilting season is here! I already have my next project planned. I am going to finally start on the block-of-the-month package that I bought from a vendor at one of our retreats. I have all of the months to make the entire quilt top, and it's been waiting a very long time.



Month at a Glance

Upcoming events for
December and beyond:

- ????

Special Items to Bring to the
next meeting:

- Dues - \$30
- Cup of Comfort Blocks
- Comfort Quilts

Also Don't Forget:

- Your name tag
- Refreshments (if it is your turn)

The sad news, for me. Sherry Schliskey has moved to Nevada, and I already miss her so much. Hope she will be happy in her new home.

Melanie Hermanson has finished quilting my Covid quilt and she did her usual beautiful work. Quilting really brings a quilt to life. Now for the binding. For some reason, like Covid, this quilt is full of troubles. Now that the binding is ready to add, my foot pedal is not working at all well. Actually, it works too well! Ninety percent of the time, when I put press my foot on it, it goes, and when I lift my foot, it still goes...Yikes! I find that if I go very slow, I can grab out the plug just in time. Lol



I wish you all a wonderful Christmas Holiday. And, Happy New Year too! I sincerely hope that 2021 will be a much better year for all.

Here's to us together again in 2021!

Love, Judy

Our guild is dedicated to promoting the art of quilting through education, sharing and learning, and using our efforts to benefit the community through annual contributions and in time of need.

Secretary – Yolanda Douglas

There are no minutes as our meetings since February have been cancelled.

Treasurer – Shelly Schliskey

No report at this time.

Challenges – Jen Lanak

The UFO Challenge:

Our last number is #4! Mine would be my improv wreath quilt. I have all the inner paper pieced segments of the wreaths done, I just need to sew the curved inner and outer rings to them to make them into square blocks and put the darn top together. It seems like such an easy way to make some progress. The real challenge is finding some time during this busy season.

How have you been doing on all your UFOs??

Share Section - What has everyone been doing?

Yolanda Douglas -

MY NINTH MONTH IN “LOCKDOWN”

Time passes slowly when you’re having this much fun! November dragged by and I got little done, even though quilting is my therapy.

One reason I did not make more progress is that I volunteered to donate a quilt to the Lake Arrowhead Rotary Club’s Silent Auction. The Club had to come up with a fundraiser to replace some of the money lost because of the cancellation of the 2020 Art & Wine Festival. I thought that I would have several weeks minimum to design and make the quilt. Due to some energizer-bunny Club Members the Auction will take place online beginning December 10 and lasting until December 17. I had a week and a half to do my thing and deliver the quilt. I did it by putting everything else aside. Below is my Art & Wine 2020 quilt.

New Officers

President – Judy Green

Co- Vice President – Jeanne Folta

Co- Vice President – Jennifer Lanak

Secretary – Yolanda Douglas

Treasurer – Sherry Schliskey

Superstars

Hostess –Pat Montgomery

Membership –Kim Everhart

Community Liaison/Publicity
– Yolanda Douglas

Fat Quarter Drawing – Sherry Schliskey

Hospitality – Cheryl Wood

Sunshine/Shadows – Melanie Hermanson

Quilt Challenges – Jen Lanak

Web Site – Trisha Skalnik

Newsletter – Jen Lanak

Facebook – Jen Lanak



I will send a link so that you so that you can view and hopefully participate in the Auction. Items include quilts, collectibles, jewelry, and more.

The Party Pantry

I have made a few step further on my Party Pantry quilt, improving my fussy cutting skills in the process. I am probably over half finished with the blocks. And then there is the assembly and quilting . . . Despite my original goal of finishing by beginning of December, I think that it will be delivered after the pantry itself is finished. The best laid plans.



Hexie Sew-Along

Since the last newsletter the Hexie Sew-Along project (from Spring Daisy Stitchery) themes have been Geometric, Light, Floral, Clothing, and Autumn.



Between the Pantry Project and the Hexies, I am totally amazed at the variety of novelty fabrics that I have accumulated over time.

Now if only I had some backing fabric which brings me to my next topic.

Speaking of UFOs

I promised that I would finish assembling a quilt that I began in 2003 when I first moved here. I didn't even get it out of the project drawer. But I have so many UFOs left over from this year's AQS UFO Challenge, that I can easily participate again next year. I will just be more careful about what I promise.

Today is sixteen days before Christmas and I have not even begun making gifts for some near-and-dears. I think that it is going to be one of those seasons. All I have to give is my love and appreciation.


So sending you hugs and kisses and good wishes for Happy Healthy Holidays.

Yolanda Douglas

Kelli Agner -

Here is what I am working on.

These are the first two clues from Bonnie Hunter's Grassy Creek Mystery Quilt. There are a gazillion pieces and the blocks are itty bitty. The hour glass blocks arranged in the pinwheel is my doing. Only Bonnie knows what the heck we are really doing with them. I have to wait until Friday for the next clue. It will be queen size when it is revealed in January.



Otherwise, I am just hanging at home, working from home, preparing for Christmas vacation at home - like everyone else.


Kelli Agner

Pamela Abell -

Hi Lovely Quilters,

Jen L's Challenge to use the UFOs has been my commitment until further notice. I don't have tons of UFOs or Orphan blocks but am surprised at how many I did find.

This new quilt project started with a file folder that I created when I first started to quilt 8 years ago. It contained 16 side triangles for the 4" V-Block shape using wild fabric in earth tones, then I stopped. I remember wanting to practice on some fabric I don't personally like in case it didn't work. It also contained 8 four-patch blocks in dark gray and more ugly fabric. Then I found 24 more four-patches using 2" squares that Melanie H. gave me from her Mom's scraps, all in earth tones, sewn at night when I couldn't sleep.



How to make those all into one quilt? The colors worked together but I had to come up with a design. I have been studying Sharyn Craig's books on how to design quilt settings and Harriet Hargrave and Sharyn's book, *Traditional Quilts*.

I realized that all the quilts I have made so far have an 'overall block' look, either straight set or diagonal set, and maybe sashing with cornerstones. I have never done a medallion center before.

I try to learn a new quilting technique or do something different with every quilt I make. I took my time with this one and mulled, stewed, and thought each step through and then dug back into one of my favorite high school classes, Geometry! I even drafted my first very first quilt sections!

Here are all the new techniques I decided to play with on this quilt – never done before by me:

- Large 12-inch star blocks, set on point
- Pieced $\frac{1}{4}$ square side setting triangles, to avoid a big plain triangle on the block edges
- Pieced $\frac{1}{2}$ square corner setting triangles to continue the pieced border all around

- Lots of scraps using the same structure
- Structural design to create an overall finished look for 8 huge blocks
- Medallion star on the back using up all the extra scraps of 24 four-patch blocks with 14 miniature log cabin blocks as the center unit of square-in-a-square
- Pieced back to use up more scraps and try the Medallion

I have the top all pieced and now just have to add borders to the pieced back. I find the challenges of new techniques just what I need. And I like how the quilts are turning out. Using my Tucker tools, I can make the units and blocks any size I want which is perfect for scraps and Orphans.

I miss you all and wonder what you are up to?

Love you,

Pamela

Nancy Novak –

This year I have made 15 quilts. Here are my last two for my great niece.



May 2021 be filled with blessings.

Melanie Hermanson –

I quilted a pretty thirties quilt for Judy Green.



Also did a woven chain quilt for Nancy Novak.



I'll be having knee replacement surgery on Dec 9th so will be out of commission for the first part of 2021.

Merry Christmas to all my beautiful quilting friends!

Melanie

Jen Lanak –

I actually quilted something this month! However, I forgot to take a picture of the finished product. What can I say? I am often forgetful. I only have this in-progress pic of a Christmas wall hanging that I made for my mother-in-law. I ended up making a border around it that looks like presents. Maybe I'll get a pic of it when we celebrate Christmas Day at their house.



In other news, we got eggs! Lots and lots of eggs! Currently we are getting between 8 and 12 eggs a day. We've been giving quite a few away. The pic below happens to be all brown, but we are getting white, cream, bluish-green, and brown eggs.



So far, all of our chickens have survived (something I am told is unusual), and we have a rooster! How did that happen, you ask? Well, it turns out sexing day-old chicks is only 90% accurate, and we ordered a bunch of chicks. They were bound to get one wrong, right? At least it is only one – Nubs.



He is such a pretty boy. Funny story – Nubs has been our most quiet chicken until recently. As a chick, he barely peeped. This last month, he has found his voice. I broke out in a cold sweat one morning when I heard a loud rooster crowing at 4:15 in the morning, and KNEW it was Nubs. All of our neighbor's roosters have the decency to crow at or after dawn, but not our Nubs. When the sun comes up, he lapses back into silence (well, for the most part). Not wanting to be "those neighbors with the rooster", we bought Nubs a nice new collar that doesn't completely prevent him from crowing, but it is quieter, and he seems less inclined to sing predawn. He's managed to get it off once, but let's hope it continues to work.

We have also had some bee drama this last month. Frank lost one of our three hives a couple of months ago to wax moths, and this month I notice our other newer hive didn't have any bees exiting. Upon closer inspection, we discovered all the bees were gone but that the hive was about a third full of honey. So, we got an unexpected harvest. Frank has been giving jars away to all his coworkers that made fun of him for his non-traditional hobby. They say you can shut up more naysayers with honey than vinegar. It is pretty good honey too!

