




# WILLOW WOODS QUILT GUILD



Newsletter September 2020



MEETS THE SECOND  
SATURDAY OF EACH  
MONTH  
ELKS LODGE  
26584 HIGHWAY 18  
RIM FOREST, CA

## President – Judy Green

Sunday, August 30, 2020

Dear Friends,

This has been a very warm, quiet, lazy summer of sewing, reading, ongoing home maintenance and the darned cooking. Enough already!

I've spoken with Carol, of Elks Lodge. She told me that the Lodge is doing well with Saturday's outside dining and cocktails outside daily. This means that we will undoubtedly have a place to meet again...in time.

My Covid quilt is still in the making, and like the virus, may not be finished for a while. To determine the size of the completed quilt, considering the fabric remaining, I've started experimenting with the borders. I think I like the on-point squares the best, even though they may not encircle the entire quilt. Next time I'll use a pattern! I'm also looking through a few new books to find my next project. I need to start something new soon, since my fabric stash and my quilt stack are nearly equal in measure.

### Month at a Glance

Upcoming events for  
September and beyond:

- ????

Special Items to Bring to the  
next meeting:


- Dues - \$30
- Cup of Comfort Blocks
- Comfort Quilts

Also Don't Forget:

- Your name tag
- Refreshments (if it is your turn)



I'm reading more than I have in a long while and loved reading *Where the Crawdads Sing*. Really a good book that I've already shared. Now, that my favorite reading spot on the deck is free of yellow jackets, I am happily reading John Grisham and some picks from my daughter's library.



I was very saddened to tell you of the death of our dear Nicki Gold. Nicki was a very loving, kind and happy lady that was always a pleasure to visit. She always had very helpful and interesting additions to our meetings as she listened while doing handwork that she brought along for years.

Nicki and I had a long-standing joke that we were sisters, since we were both born in July. I'll always remember how, in later years, her loving husband brought her to our meetings in her wheelchair, and how happy we all were to see her. We will miss her so much.

Love, Judy

*Our guild is dedicated to promoting the art of quilting through education, sharing and learning, and using our efforts to benefit the community through annual contributions and in time of need.*

## **Secretary – Yolanda Douglas**

There are no minutes as our meetings since February have been cancelled.

## **Treasurer – Shelly Schliskey**

Treasurer's Report:

The WWQG Treasury funds remain sufficient for all guild operations.

Sherry Schliskey, Treasurer

## **Challenges – Jen Lanak**

I am putting the Quarterly Challenges on hold for the moment. I am hoping that we might be able to meet sometime before the year is out (my fingers are crossed). Hopefully, we will be able to share any challenge items we have made this summer then.

### **The UFO Challenge:**

September's new number is #10.

Oh, my! #10 for me is another Aviatrix quilt. When I made my first one, I made two tops at the same time. The first one, I quilted the daylights out of and evidently, needed a 3-year break before considering the quilting of the second top. Here is the first one:

### **New Officers**

**President** – Judy Green

**Co- Vice President** – Jeanne Folta

**Co- Vice President** – Jennifer Lanak

**Secretary** – Yolanda Douglas

**Treasurer** – Sherry Schliskey

### **Superstars**

**Hostess** –Pat Montgomery

**Membership** –Kim Everhart

**Community Liaison/Publicity**  
– Yolanda Douglas

**Fat Quarter Drawing** – Sherry Schliskey

**Hospitality** – Cheryl Wood


**Sunshine/Shadows** – Melanie Hermanson

**Quilt Challenges** – Jen Lanak

**Web Site** – Trisha Skalnik

**Newsletter** – Jen Lanak

**Facebook** – Jen Lanak



I love the bright, cheerful colors in this quilt, but my instinct is to do a lot of custom quilting on it and I just haven't had a lot of time to plan and get it started. Maybe September will provide the opportunity.

I'm sorry to report that August's #8 never even made it out of its bin. It would be nice to finish for fall – that is coming up, right?

How have you been doing on all your UFOs??

## **Share Section 1 – Remembering Nicki Gold**

### **Susan Wade –**

I remember the first time that I met Nicki. I was a brand new quilter and attending my first WWQG Quilt Show in Blue Jay. I must have looked overwhelmed or lost in the beauty of it all, and there was a light tap on my back. I turned around to see a lady with a big smile on her face, seated in a walker/chair. She said, "Hi, I'm Nicki Gold, and I don't think we have met!"

And that was the beginning of a relationship with a woman that I came to love, admire and respect. There wasn't anything that we couldn't talk about...family, quilts, faith, food...you name it! The room came alive when Nicki showed up, and when she couldn't, I sorely missed her.

I'd laugh and tell her that she was the BEST Jewish Mama EVER! I know that Heaven is surely a better place for all who will be blessed by her loving, big-as-the-ocean heart. I shall miss her until we meet again!

## **Melanie Hermanson –**

I am sorry to hear about Nikki's passing. She was always so much fun to talk to. She really lifted me up with her comments about my quilts. I know she was a woman of faith and that she is now at peace in God's presence. May the Lord comfort her family. Melanie

## **Kaaren Nowlin -**

It was four years ago when I joined WWQG that I met Nicki Gold. I managed to sit near or next to her at most of our meetings. Loved her sense of humor, it was very quick and dry. We members always wore our name tags to meetings and quilt shows. Nicki always leaned towards me and said the same thing at each meeting. "I don't remember your name but may I borrow your pen please?" Of course, I would chuckle and hand it over to her. You see I collect sterling pens. Some are quite valuable. And I use them. I think Nicki enjoyed my pens but never bothered to remember my name, even with a name tag on. That's ok because I always enjoyed her company.

Rest well and keep sewing. The World is better because you were here.

Kaaren Nowlin

## **Kimberly Everhart -**

Nicki will be greatly missed. She was such a positive light in our guild. I always tried to sit close to her at the meetings because she made me feel talented and unique and I loved her laugh. Her passion, positivity, and grace brought something very special to the group. Peace be upon her.

Kimberly

## **Yolanda Douglas -**

Nicki Gold has been a member of the WWQG for many years, even before I became a member, which is a happy eon ago. Always smiling, happy greetings for all. I so loved her intelligence and wit. We became casual, Guild friends over the years.

One weekend day, several years ago, I got a frantic call. Nicki's husband Jack had fallen on the dock on the way to their boat and was badly injured. Could I pick her up and take her to him? Of course. I was only a couple of minutes away from her. One thing that "tied" us . . . we almost would have been neighbors as we had put in an offer for a house 2 doors away from them.

We spent anxious time at Tavern Bay trying to stay cool and calm, waiting for Jack to be treated and transported to Mountain Communities Hospital. (I think that Jack was eventually transported by water to go to MCH.) I drove Nicki there to join him.

A short time later, I received a package. It was a bundle of black and white fat quarters. It was thoughtful but I did not expect to be thanked in that way. Any of us would have done the same for her or for each other. But Nicki had the thoughtfulness to know what I liked and made the time to go shopping while taking care of Jack during his recovery.

For years, every time I have sewn with Black & White prints, I think of Nicki.



Nicki, I will miss you a whole lot!

Yolanda Douglas

## **Patricia Skalnik -**

Quilting Memories

September 1, 2020

One thing special about us quilters is that we share a piece of ourselves, stitch by stitch. Some of us don't stitch a lot, but we share other gifts. Some are quieter than others, some very colorful, but we all share the love of our quilting and sisterhood.

Someone once said that we are all like little sparkles of glitter in life. A few of the sparkles always stick with us, even after we leave. That's so true. There are always little sparkles left in our hearts of those who have passed. We have many memories of those we miss. We also create new memories as we move on. We encourage, comfort and inspire one another.

Since we have been a guild for a while, thanks to Pat Montgomery, we have enjoyed the company of so many beautiful ladies. Each quilt has been a work of art. Each artist is careful and creative, being purposeful with each pattern, the perfect colors, and stitching, usually to give to someone else. Quilters are givers. We make “cuddle” art. We make lifelong friends. What a wonderful hobby.

The last couple of years we have lost a few of our quilters.

Edith Miller was our “teacher”. She even did a skit for us, saying, “No, I can’t quilt..., yes, I can-- read the directions, and Yes, I can quilt!” It was darling. She also participated heavily in the guild, and was President for several years. She made hundreds of quilts. She was truly a great quilt artist.



We lost Marty McFarland, whose favorite thing was “Going to the River”. It was even part of her email address. Marty and her Mom came to the guild for many years. Her Mom specialized in tiny quilts. Marty always had a smile, and even agreed to President one year under duress.



Recently, we lost Nicki Gold. She loved the guild, and would have her husband drive up from the valley for each guild meeting and drop her off. She enjoyed our ladies, especially the sharing.

She would bring her crocheting, always making little things for her grandbabies.

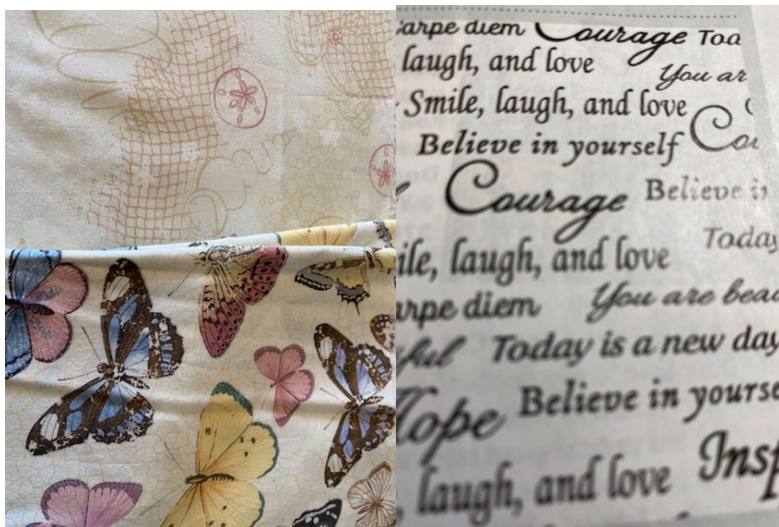


When I think of the quilt guild, I think of all of the smiles, the beauty and the love.

I am reminded that the most important things in life are love, peace, patience, kindness, goodness, faithfulness, gentleness and self-control. Yes, definitely quilting “material”.

To celebrate, it seems proper to create a new quilt. A quilt that will feel “happy”.

Part of the fun is in the planning. The samples of the fabrics for my new quilt are below. It will be machine embroidered, with the words above. I will call it my inspiration quilt. How about joining in?



Blessings and love, Trisha Skalnik



## **Jen Lanak -**

Thank you, Trisha, for reminding us that we have lost several members recently. Today would have been Marty's birthday. While I didn't know Edith, Marty or Nicki well, I will miss them all.

Edith was a sweetheart. I remember her kindness and smile, especially during my first several meeting when I was unsure of how I fit in. Marty was a character and I liked sitting close to her during retreats and meetings. Sometimes, you never knew what she was going to say. I appreciated the direct way she approached problems and I miss her laugh. Nicki was also fun to be around. I love that she got my sarcastic sense of humor and had a similar one. She would often come up to me during our meeting breaks and have a witty remark or two to share.

These ladies will be missed and not forgotten.

## **Sherry Schliskey -**

It was always a delight to visit with Nicki at guild meetings. I miss hearing about her life in the big city and the activities of her other quilt guild.

## **Share Section - What has everyone been doing?**

### **Sherry Schliskey –**

My commentary for this month involves one of my most frequent backyard visitors.....Ursus americana californiensis.....BooBoo Bear. I am calling him BooBoo as he appears to be a teenager in size and in his antics. BooBoo, or as I refer to him as Triple B, started visiting us last year and has continued this year as evidently, we have the best birdseed, peanuts and suet cakes in this neck of the woods.

My husband and I greatly enjoy feeding the squirrels and the birds. I ordered new feeders in March as the ones from last years were quickly and thoroughly destroyed by Triple B. Two new squirrel feeders and 2 bird feeders with a 50-pound sack of peanuts and several bags of the best birdseed arrived just in time to kick off the summer free-for-all! I also ordered a galvanized steel can to store all the goodies. It was guaranteed to bewilder and stymie all wild things.

So, here's a quick synopsis of Triple B's antics for the past 8 weeks..... Both squirrel feeders were found lying on the ground in the first week. My dear husband was able to cobble one of them back together, but it just looks sad hanging there all crooked. Even the squirrels avoid it.

One bird feeder was demolished early on but the second one survived until last Friday. So, the squirrels and birds are eating from thrift store plastic bowls that are sitting on a log in the backyard.

The galvanized steel can with a locking top was broken into rather quickly by Triple B. My husband and I watched him from the kitchen window and were amazed at all the techniques Triple B has in his bag of tricks. He dragged the can from the patio (someone forgot to bring it in that night) out into the yard where he proceeded to jump on it, throw it, claw it, and bite it. He managed to get into the can and ate all the peanuts. Once he finished, he waved goodbye and left saying see you soon.

Triple B's next antic was the most astounding feat of all (so far). One night I brought the battered peanut can inside the house at dusk and placed it just inside the sliding glass door in the kitchen. I was watching tv and it was about 12:30 am.....my cats started hissing and the dogs were barking. I got up to see what was going on thinking it was probably a skunk. I turned on the patio light and there staring back at me through the sliding glass door was Triple B. I stood there trembling, noticing that he had two of his best claws in the slider screen. It took me a nanosecond to figure out I had failed to close the curtains and Triple B had spotted the peanut can inside the house. So I screamed as loud as I possibly could, closed the curtain, turned out the light and prayed for a good outcome. It worked. Triple B turned around and lumbered away without coming into the house and making off with the peanut can. I haven't seen Triple B in a few days but the dogs in the neighborhood let me know when he's around.

## **Pamela Abell -**

Guidance from above.....

I have given away some items in my house and now have a little more storage room. Part of the "giving away" has tugged at my heart strings due to memories attached to a few items that I have had for decades. You see, my goal (which is set when I was in my twenties) was to have a house with most textiles that I made myself, a true expression of who I am.

Over the years when I was working so many hours and was so very busy, I amassed my ideal stash of supplies for weaving, spinning, dyeing, knitting, needlepoint, rug hooking, etc. The storage areas of my house were neatly stacked with plastic boxes filled during the decades, waiting for the time when.....

Suddenly, much to my surprise-relief- sadness, I had a deep knowing that I could not use all that I had amassed. It was if divine guidance gave me the idea and the energy to refocus my stuff down to what makes sense for the life I now have.

Here is was left – spinning, dyeing, quilting, and knitting/embroidery. I shall miss all my lovely stuff that is going away on one level but every time I open a cabinet and find space it is if something inside of me celebrates and breathes easier.

First, I let go of multiple large boxes full of lovely needlepoint yarns by taking them down to my sister, who is having a ball and actually USING the yarns. My weaving loom has a new home along with all my shuttles and weaving tools. Boxes of weaving yarns sit near the front door waiting to be picked up. Only a few more loads and it will all have a new life and I will have more space once again.

I must have forgotten to update my dreams and goals along the way, but I think I have caught up with myself now. And I have the space to really organize my quilting stash. How much fun that will be!

## Nancy Novak –

What a ride 2020 has been.

I was able to finish a few UFOs along with two baby quilts for our new great nieces. I made myself a quilt ladder to help store all of the quilts I finished so for this year.



Jim and I took a week-long trip to Portland, Oregon to visit our oldest daughter ,Megan. Flying was a different experience than in years past. There were fewer places open to eat between flights, no long-term parking and two people per row.



The more I'm at home the more changes I want around the house. New flooring and paint are in our future.

Take care all I hope to see you soon.

## **Yolanda Douglas -**

Sisters Outdoor Quilt Show – Reimagined

I hope that you had a chance to view online the 2020 Sisters (Oregon) Outdoor Quilt Show. I thought that it would be available for just one day. If you did not see it, it is still available. I have “gone to Sisters” from my comfy chair three times now. The special exhibits that they are featuring are fabulous. Inspiring.

Go to [SOQS.org](http://SOQS.org). Click on “View The Show”.

Be patient. The site is not especially user friendly. And, the last time I watched it, it took so long to load the exhibits that I thought that they had been taken down. But the wait is so worth it.

You will need to click at the bottom of the page at the end of each exhibit to continue to the next.

Featured Quilter Tonye Phillips' work is fabulous. But my favorite exhibit was by the Undercover Quilters. Their inspiration was the book, *A Gentleman in Moscow*. I had finished *Gentleman* just a few days before.

I hope that you enjoy this opportunity.

## WEDDING RINGS

The wonderful son and girlfriend of a dear friend of mine had chosen an October date to marry . . . long before the pandemic. They have decided to keep that date. They sent out a beautiful invitation and a wonderful letter, explaining their plans. Depending on the COVID situation at that time, it may be family only at the wedding, or hopefully close friends.

I agonized over a special gift for them. I decided on a (small, of course) wedding ring quilt. One ring will be his favorite color, blue. The other ring, her favorite color, green. Where the rings intersect, pink for their beautiful little girl. The center of each ring will have their appliqued initials.



Despite having to relearn how to make “wedding rings”, I am very happy with the quilt --- and I shared my progress with my friend (the Mom) and she loves it.

This has been a happy spot during these sometimes not-so-happy times.

Alex Anderson Live

I continue to watch Alex Anderson Live 3 times weekly. She has finished her Mystery Quilt. Mine is still in progress.



I have learned so much. One of the big things I tackled was improving my drafting skills. The large spool was the design made by most of the group. I thought it was pretty clunky so I drafted slender spools, more Gutermann than Coats & Clark!

The next few shows will be Studio Tours, a chance to see how other quilters “live”. Following that the project will be making basket blocks. I am using stash, not a single purchase yet.

The show is available (free) through [TheQuiltShow.com](http://TheQuiltShow.com), YouTube, and Facebook.

## **Jen Lanak –**

The only quilting I accomplished in August was finishing the July block of the Tattoo Quilt Along.



Pamela, I've been using the Color Tool you gave us in your class to choose my fabrics. My plan is to have each block be a different triad combination, but we will see.

My days have mostly been filled with the farm life. I have a lovely farmer's tan to prove it!

As you know, it has been HOT HOT HOT! As such, I have avoided doing much in the garden. I pick my tomatoes early in the morning and have put off doing much else until it cools down. I have big plans for fall though! I may even try to get one more round of some summer vegetables, like beans and squash, in before things start cooling down. We didn't get a good harvest of beans this summer and I'm hoping that perhaps by planting them later, I will avoid some of the pest pressures we had earlier in the summer. Then it will be fall crops like broccoli, cabbage, and all the root veggies. I'm even planning on planting turnips and rutabagas even though my family have NO IDEA what those are. I can't wait to surprise them!

Of course, the chickens have grown. They are still living in temporary housing as our coop drama continues. We finally, finally got our coop shipment late last week. However, as I started uncrating it and painting the pieces, I discovered that there were pieces missing. Turns out all the henhouse walls weren't packed! Unfortunately, they are kind of important to the construction of the darn thing, and we can't start putting it together until we receive them. UGH! So, I've just continued painting, albeit at a less feverish pace. The latest estimate is that we should receive the missing pieces sometime this weekend, just in time for triple digit heat.

The chickens themselves are doing well. We are still trying to guess who is which breed, since I ordered several and we also got a "surprise chick" that could be anything. Clouding the issue, I think they made one mistake (in our favor, I think). I ordered a Red Star hen in addition to 2 Rhode Island Reds, so I should have 3 red chickens, but I only have 2. I think they ended up giving us a Blue Laced Red Wyandotte instead of the Red Star. Little "Nubs" is quite the character, so sweet, and not so little. She has a rather fluffy bottom that makes me laugh, and since it has been months since I've visited the hair dresser, she matches my hair perfectly.



We also ordered 3 Ameraucanas, which will lay blue eggs! I am pretty confident that Squirrel, Cleopatra and Princess Laya are my 3. Ameraucanas are known for having fluffy cheeks, but poor Princess Laya has grown a full beard! What would Han Solo say if he knew?



That's it for now.

Jen