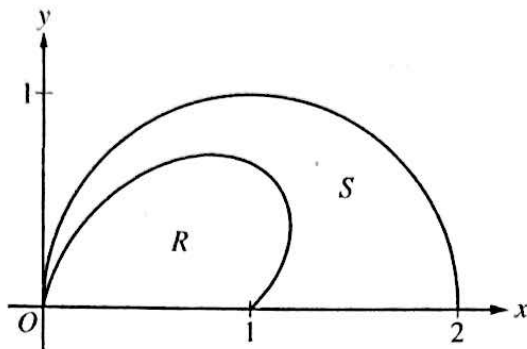
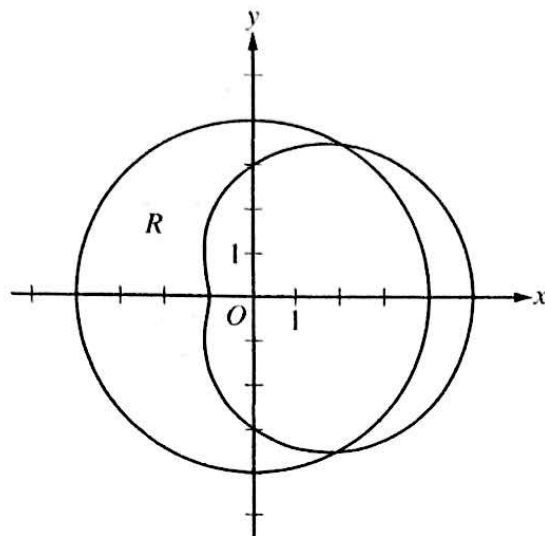


2017 AP[®] CALCULUS BC FREE-RESPONSE QUESTIONS



2. The figure above shows the polar curves $r = f(\theta) = 1 + \sin \theta \cos(2\theta)$ and $r = g(\theta) = 2 \cos \theta$ for $0 \leq \theta \leq \frac{\pi}{2}$. Let R be the region in the first quadrant bounded by the curve $r = f(\theta)$ and the x -axis. Let S be the region in the first quadrant bounded by the curve $r = f(\theta)$, the curve $r = g(\theta)$, and the x -axis.
- (a) Find the area of R .
- (b) The ray $\theta = k$, where $0 < k < \frac{\pi}{2}$, divides S into two regions of equal area. Write, but do not solve, an equation involving one or more integrals whose solution gives the value of k .
- (c) For each θ , $0 \leq \theta \leq \frac{\pi}{2}$, let $w(\theta)$ be the distance between the points with polar coordinates $(f(\theta), \theta)$ and $(g(\theta), \theta)$. Write an expression for $w(\theta)$. Find w_A , the average value of $w(\theta)$ over the interval $0 \leq \theta \leq \frac{\pi}{2}$.
- (d) Using the information from part (c), find the value of θ for which $w(\theta) = w_A$. Is the function $w(\theta)$ increasing or decreasing at that value of θ ? Give a reason for your answer.

2018 AP[®] CALCULUS BC FREE-RESPONSE QUESTIONS



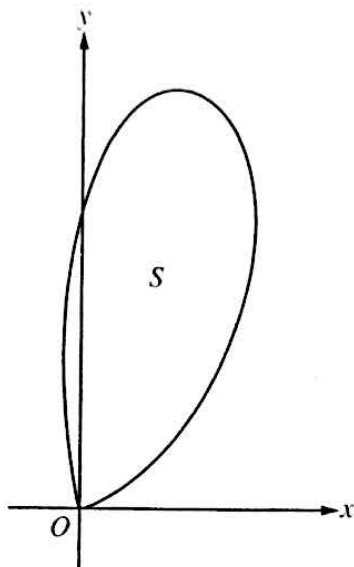
5. The graphs of the polar curves $r = 4$ and $r = 3 + 2 \cos \theta$ are shown in the figure above. The curves intersect at $\theta = \frac{\pi}{3}$ and $\theta = \frac{5\pi}{3}$.

(a) Let R be the shaded region that is inside the graph of $r = 4$ and also outside the graph of $r = 3 + 2 \cos \theta$, as shown in the figure above. Write an expression involving an integral for the area of R .

(b) Find the slope of the line tangent to the graph of $r = 3 + 2 \cos \theta$ at $\theta = \frac{\pi}{2}$.

(c) A particle moves along the portion of the curve $r = 3 + 2 \cos \theta$ for $0 < \theta < \frac{\pi}{2}$. The particle moves in such a way that the distance between the particle and the origin increases at a constant rate of 3 units per second. Find the rate at which the angle θ changes with respect to time at the instant when the position of the particle corresponds to $\theta = \frac{\pi}{3}$. Indicate units of measure.

2019 AP[®] CALCULUS BC FREE-RESPONSE QUESTIONS



2. Let S be the region bounded by the graph of the polar curve $r(\theta) = 3\sqrt{\theta} \sin(\theta^2)$ for $0 \leq \theta \leq \sqrt{\pi}$, as shown in the figure above.
- (a) Find the area of S .
- (b) What is the average distance from the origin to a point on the polar curve $r(\theta) = 3\sqrt{\theta} \sin(\theta^2)$ for $0 \leq \theta \leq \sqrt{\pi}$?
- (c) There is a line through the origin with positive slope m that divides the region S into two regions with equal areas. Write, but do not solve, an equation involving one or more integrals whose solution gives the value of m .
- (d) For $k > 0$, let $A(k)$ be the area of the portion of region S that is also inside the circle $r = k \cos \theta$. Find $\lim_{k \rightarrow \infty} A(k)$.