

Screen Display



Scene Description:

At this scene, only the picture will be displayed. The animated images will pan in. Immediately after the first 6 seconds of the intro the FORWARD icon will appear and remain there until the narrator has read the intro for the lesson. The forward button will be highlighted to prompt early readers to the next screen.

Functionality/ Interactivity

This screen will start and introduce the children to the entire programme.

Audio Dialogue

Hello friends , today we are going to learn about the main idea when reading We are going read some information to see the many ways that the main idea appears Let's go FORWARD by pressing start.

Navigation

Navigation bar will be the start button to go to screen 2.

Media Information

Font: Lilita One 75(The Main Idea) Arial Rounded MT Bold 50 (start)

Music: <https://www.youtube.com/watch?v=FggrqJMkm5U>- Walk up the Stairs Background Music

The **main idea** is the most important point the author is making, when writing.



Functionality/ Interactivity

This screen will help to further introduce the topic to the learner and maintain the gain attention function.

Navigation

To navigate to the other screen, the play button will appear.

Audio Dialogue:

Welcome to our journey today as we climb on board to read. We are going to seek to find the main idea. Press play to continue or the forward icon.

Media Information

Sound: A person taking steps.


Music: Background music will be lower than the volume of the narrator for clarity.

Scene Description:

At this scene, only the picture will be displayed. After the narrator reads the script as seen on the screen. This scene is animated and the words "main idea" in orange will form from dancing letters. The start button will be highlighted to prompt early readers to the next screen. Low background music will be playing in the background to set the scene.

Screen Display

Identifying the **main idea** helps readers to understand the **most important point** about what they are reading.



Scene Description:

At this scene, only the picture will be displayed. After the narrator reads the script as seen on the screen. This scene is animated and the words "main idea" in orange and "most important point" with orange background highlight will form from dancing letters and stomp (animation) on the screen for emphasis. The start button will be highlighted to prompt early readers to the next screen. Low background music will be playing in background.

Functionality/ Interactivity

This slide follows on from the previous slide. This slide informs the learner.

Audio Dialogue

The script as seen on the screen

Screen 3

Navigation

No navigation bar needed for this screen, it will fade into the next screen.

Media Information

Font: Imita One 75(The Main Idea) Arial Rounded MT Bold 50 (start)

Music: Patterns by Gonoodle background Music. Will be played as background music low to hear narrator.

Sound: A ticking clock.

Project Name: The Main Idea

Screen Display

Authors write on topics. A topic is a person, an animal, an object, an opinion or a thought, which the author writes about. The main idea is the most important thing about the topic.



Functionality/ Interactivity

Informs the learner of the objectives. These are read to learners to direct them on the upcoming activity and learning material

Audio Dialogue

The audio is the script as seen on the screen

Navigation

Navigation bar play to play narration, next to move forward, stop to stop narration and back to go back to previous screen.

Media Information

Font: lilita One 75(The Main Idea) Arial Rounded MT Bold 50

Music: Pattern Instrumental by Gonoodle Music will be played as background music low to hear narrator.

Image: Google Images

Scene Description:

At this scene, the text will fade in onto the screen and the animated images will stomp onto the screen. The text appearing on the screen is narrated for the young readers. Low background music will be playing in the background to the scene.

Screen Display

Here's a way to help you identify the main idea in a passage or paragraph.

1. Identify the **topic** (this means find out who or what the author is writing about.)
2. Look for key words and phrases in the passage that help provide information about the topic. These are called supporting details.
3. Ask yourself, "What is the most important point that the supporting details tell us about the topic?"

Functionality/ Interactivity

Informs of objectives and provides learner guidance.

Audio Dialogue

The text as seen on screen display is narrated for young readers.

Navigation

Navigation bar needed such as back, play and forward. This video will play on pressing start.

Media Information

Zoom Font: lilita One 75(The Main Idea) Arial Rounded MT Bold 25 yellow for header and highlighted text .

Image: Google image

Music: Patterns - Instrumental as background music played low to hear narrator.

Scene Description:

At this scene, after narration the screen will zoom on each listed item whenever the students touches the space bar or the play icon button .This allows for self paced engagement on the three listed points which offer guidance. Low music will be played in the background.

Screen Display



Functionality/ Interactivity

Recall prior knowledge

The child will be given the opportunity to elicit performance through quiz questions to see what they have learnt and remember.

Audio Dialogue

Text as seen on screen is narrated.

Navigation

No navigation bar needed for this screen, it will fade into the next screen after 12 seconds.

Media Information

Font: lilita One 75(The Main Idea) Arial Rounded MT Bold 50

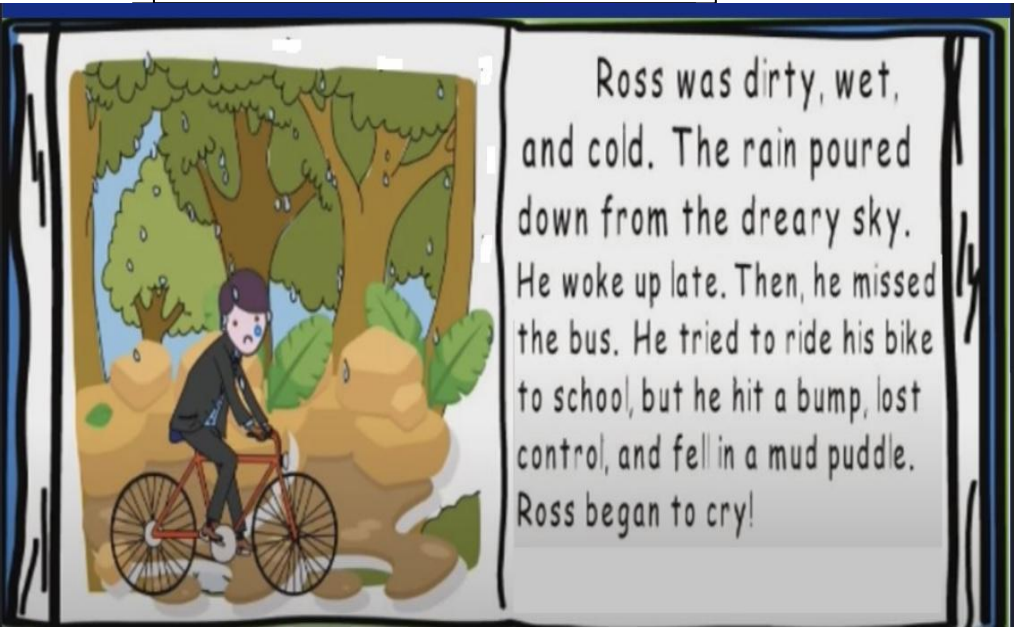
Image: Google images

Music: Patterns - Instrumental as background music played low to hear narrator.

Scene Description:

At this scene, the screen would only have the screen display shown. The little boy in the spaceship are animated and indicate a vibration type of movement.

Screen Display



Scene Description:

At this scene, the screen would only have the pictures displayed. After the narration and 50 seconds the screen will fade into the next screen .

Screen7

Functionality/ Interactivity

Recall prior knowledge
This activity is to encourage recap of engagement activity done previously, this screen will introduce or initiate the guided learning in the next screen.

Audio Dialogue

Text as seen on screen is narrated

Navigation

No navigation bar needed for this screen., it will fade into the next screen after 50 seconds allowing the readers to read the screen properly .

Media Information

Image: Stock images

Music: Patterns - Instrumental as background music played low to hear narrator.

Screen Display

1. Who or what is the topic of the passage you just read?

The topic is Ross.

2. What are some of the supporting details about the topic?

Ross was dirty wet and cold. He woke up late. He missed the bus. He tried to ride to school on his bike but he fell into a muddy puddle. Ross began to cry.

3. What is the most important point that the supporting details tell us about the topic?

The most important point being made about Ross is that he is having a bad day.

Screen 8

Functionality/ Interactivity

This screen initiates the guided learning process.

Navigation

No navigation bar needed for this screen., it will fade into the next screen after 160 seconds .

Audio Dialogue

Text as seen on screen is narrated

Media Information

Image: Google images

Music: Patterns - Instrumental as background music played low to hear narrator.

Scene Description:

At this scene, the screen would only have the picture displayed. After the narration and after 160 seconds has elapsed it will fade into the next screen. The questions and answers to the three engagement questions fade onto the screen every 32 seconds. The process will be repeated for of the number sentence 1-2-and 3 . When completed, all questions and answers will disappear from on the screen. Low music would be playing in the background. The navigation bar next would be highlighted to prompt young learners to the next screen.

1. Who or what is the topic of the passage you just read?

The topic is Ross.

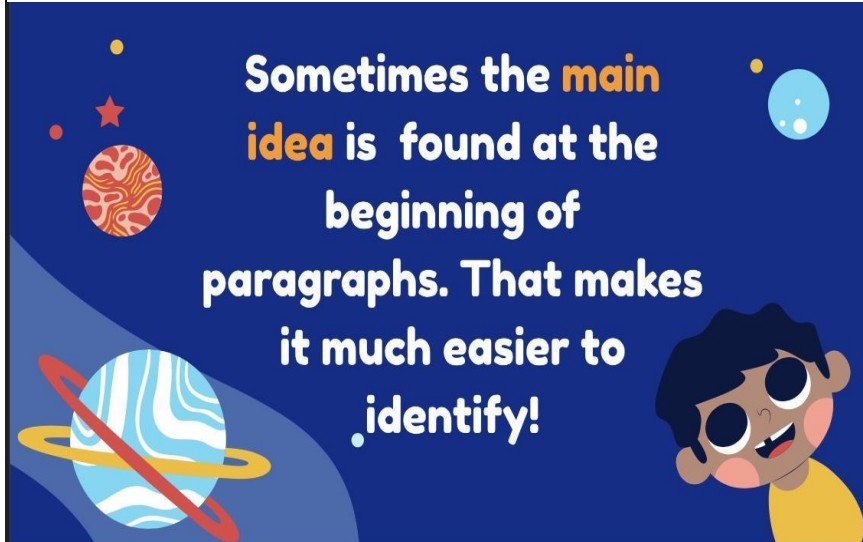
2. What are some of the supporting details about the topic?

Ross was dirty wet and cold. He woke up late. He missed the bus. He tried to ride to school on his bike but he fell into a muddy puddle. Ross began to cry.

3. What is the most important point that the supporting details tell us about the topic?

The most important point being made about Ross is that he is having a bad day.

Screen Display



Functionality / Interactivity

Audio Dialogue

Narration - Text as seen on screen.

Navigation

Navigation bar provided is to either to go back or the move to the other screen.

Media Information

Font: Lilitia

Music: Patterns song
Instrumental by Gonoodle as background music played low to hear narrator.

Scene Description:

The words will tumble across the screen and animate using the “breathe” effect and will transition into the next slide after 40 seconds

Screen Display



**The main
idea is that
Ross is
having a bad
day!**

Functionality/ Interactivity

The child will be given the opportunity to elicit performance through quiz questions to see what they have learnt and remember.

Audio Dialogue

Narration -text as seen on screen.

Navigation

No navigation bar needed for this screen, it will fade into the next screen

Media Information

Image: Google images

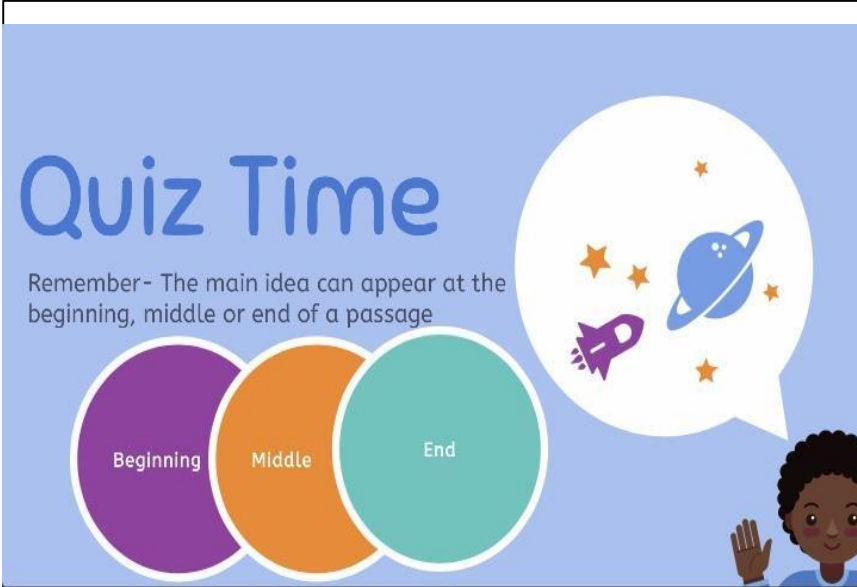
Music: Patterns - Instrumental as background music played low to hear narrator.

Sound: Applause and children saying hooray for the correct answer

Scene Description:

The words will tumble across the screen and animate using the “breathe” effect and will transition into the next slide after 40 seconds

Screen Display



Functionality/ Interactivity

Students can proceed forward or skip backwards to review content before taking test.

Audio Dialogue

Narration - Text as seen on screen.

Navigation

Navigation bar needed such as back, play and forward. This video will play on pressing start.

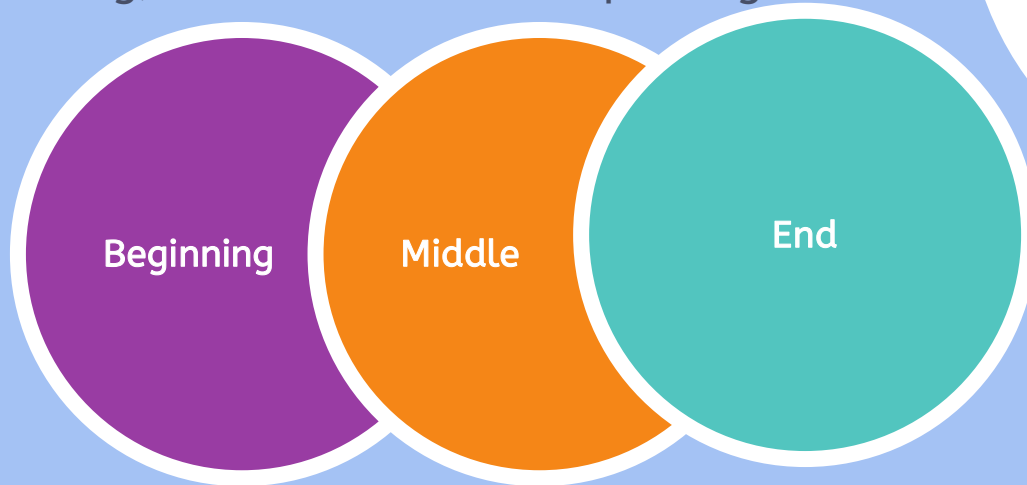
Media Information Video: N/A

Scene Description:

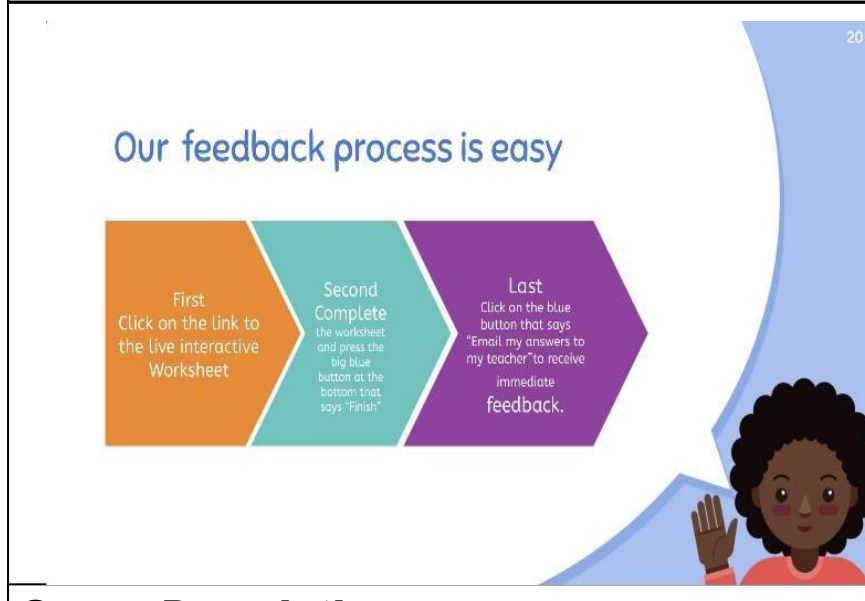
This scene has playful background music and the text as seen on screen disappears after the narration is complete.

Quiz Time

Remember- The main idea can appear at the beginning, middle or end of a passage



Screen Display



Functionality/ Interactivity

The child will be given the opportunity to elicit performance through quiz questions to see what they have learnt and remember.

Audio Dialogue

Narration - Text as seen on screen

Navigation

No navigation bar needed for this screen, it will fade into the next screen .

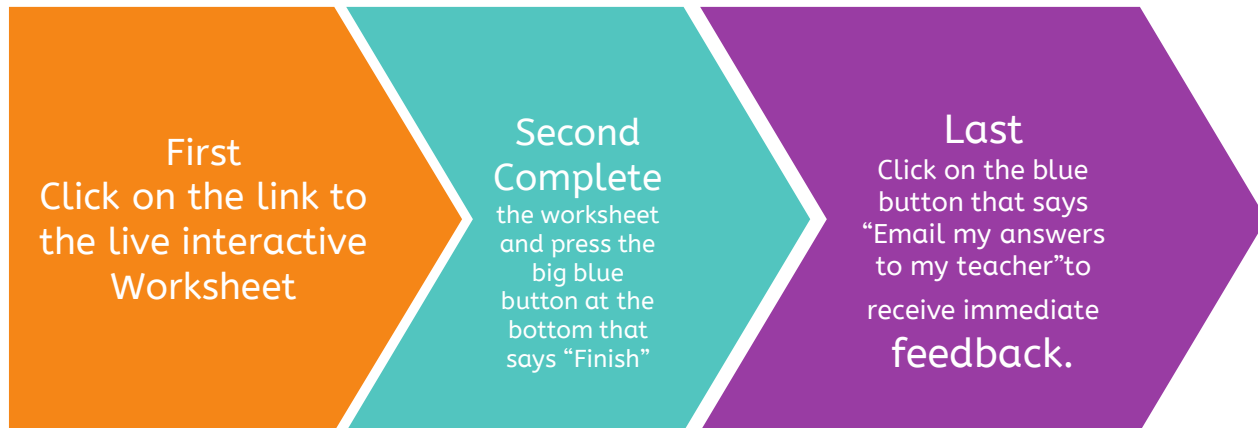
Media Information

Music:Cheerful playground instrumental playing low in the background as text is being read.

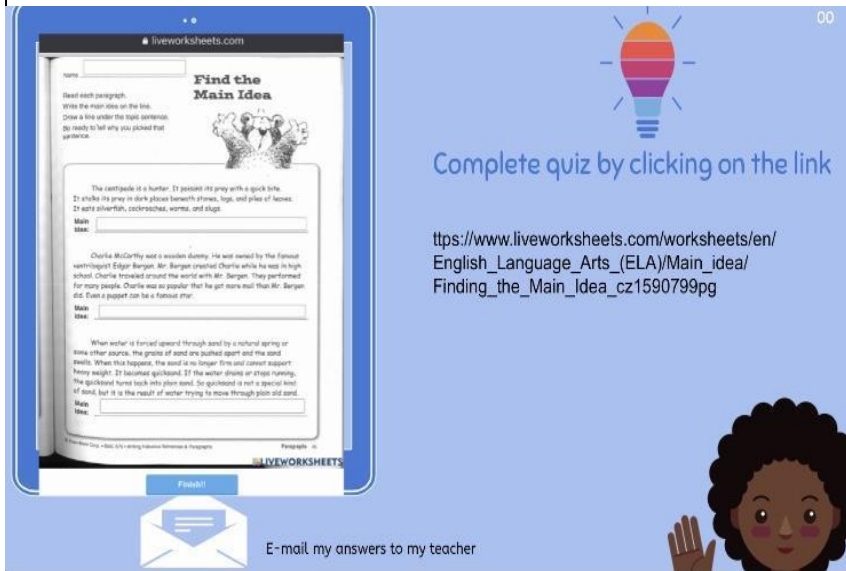
Scene Description:

This scene has playful background music and the text as seen on screen disappears after the narration is complete.

Our feedback process is easy



Screen Display



The screenshot shows a LiveWorksheets interface for a quiz titled "Find the Main Idea". The quiz is presented as a worksheet with a light blue background. At the top, there is a lightbulb icon and the text "Complete quiz by clicking on the link". Below this, the URL [https://www.liveworksheets.com/worksheets/en/English_Language_Arts_\(ELA\)/Main_idea/Finding_the_Main_Idea_cz1590799pg](https://www.liveworksheets.com/worksheets/en/English_Language_Arts_(ELA)/Main_idea/Finding_the_Main_Idea_cz1590799pg) is displayed. The quiz content includes a reading passage about a cat named Charlie and a question asking for the main idea. The question is: "The cat Charlie is a hunter. It passes its prey with a quick bite. It strikes its prey in dark places beneath stones, logs, and piles of leaves. It eats silverfish, cockroaches, worms, and slugs. What is the main idea?" There are two multiple-choice options: "A. Charlie is a cat." and "B. Charlie is a hunter." The correct answer is "B. Charlie is a hunter." At the bottom of the screen, there is a cartoon character of a girl with dark skin and curly hair, and a button that says "E-mail my answers to my teacher".

Functionality/ Interactivity

The child will be given the opportunity to elicit performance through quiz questions to see what they have learnt and remember.

Navigation

No navigation bar needed for this scene, it will fade into screen sixteen(16) once answer given is correct.

Audio Dialogue

Narration -Text as seen on screen

Scene Description

This scene has playful background music and transitions into the next screen



Complete quiz by clicking on the link


[https://www.liveworksheets.com/worksheets/en/English_Language_Arts_\(ELA\)/Main_idea/Finding_the_Main_Idea_cz1590799pg](https://www.liveworksheets.com/worksheets/en/English_Language_Arts_(ELA)/Main_idea/Finding_the_Main_Idea_cz1590799pg)

liveworksheets.com

Name

Find the Main Idea

Read each paragraph.
Write the main idea on the line.
Draw a line under the topic sentence.
Be ready to tell why you picked that sentence.



The centipede is a hunter. It poisons its prey with a quick bite. It stalks its prey in dark places beneath stones, logs, and piles of leaves. It eats silverfish, cockroaches, worms, and slugs.

Main Idea:

Charlie McCarthy was a wooden dummy. He was owned by the famous ventriloquist Edgar Bergen. Mr. Bergen created Charlie while he was in high school. Charlie traveled around the world with Mr. Bergen. They performed for many people. Charlie was so popular that he got more mail than Mr. Bergen did. Even a puppet can be a famous star.

Main Idea:

When water is forced upward through sand by a natural spring or some other source, the grains of sand are pushed apart and the sand swells. When this happens, the sand is no longer firm and cannot support heavy weight. It becomes quicksand. If the water drains or stops running, the quicksand turns back into plain sand. So quicksand is not a special kind of sand, but it is the result of water trying to move through plain old sand.

Main Idea:


© Even-Moor Corp. • EMC 575 • Writing Fabulous Sentences & Paragraphs Paragraphs 45

LIVEWORKSHEETS

Finish!!



E-mail my answers to my teacher



Screen Display



Functionality/ Interactivity

The child will be given the opportunity to elicit performance through quiz questions to see what they have learnt and remember.

The quiz may be taken several times and each time the grades will immediately appear on the feedback sheet.

Audio Dialogue

Narration- Text as seen on screen

Navigation

Ability to go backwards

Media Information

Scene Description:

This scene has playful background music and the text as seen on screen disappears after the narration is complete.