

BEFORE YOU HEAD TO THE STUDIO

Make our safety your priority



1


EVALUATE YOUR HEALTH

Have you been sick in the past 14 days with cold or flu symptoms unrelated to allergies? If so, please stay home and join us via Zoom. We'll look forward to seeing you next week!

2

TAKE YOUR TEMPERATURE

All staff and students will have their temperature taken upon entering the building. If your temperature reads above 100.4, you will be asked to leave and join your class virtually. It would be wise to take your temp at home before you come.



3

PACK A SMALL BAG

Please only bring the items necessary for class that day in a small bag. Items may include dance shoes, hair ties, water bottle, inhaler, and cell phone (if necessary). Leave large bags, changes of clothes and other misc. items at home or in your car.



4

PREPARE YOUR WATER BOTTLE

Please do not plan to purchase water at the studio. Our staff will be very busy and the least amount of touches by others, the better. **DON'T FORGET** your water bottle. All items left at the studio will be thrown out at the end of the night. We are not allowed to keep a lost and found at this time.



5

GRAB YOUR MASK

We will not require our dancers to wear masks, but any dancer that would prefer to wear a mask is welcome to do so. Masks during entrance and exit of the studio is a **GREAT IDEA** and is strongly recommended. It may get crowded during class changes.



6

PROPER ATTIRE FOR CLASS

As always, our dress code will be enforced. Please ensure hair is pulled back with no jewelry on and correct dance attire and shoes are worn.



WHILE AT THE STUDIO

Make your safety a priority

1

WHEN YOU ARRIVE

If first class is in Room A or B, enter through the front door. If in Room C or D, enter through the side entrance off of the gravel parking lot. The same rules will apply for exit. Front if Room A or B, side if Room C or D.

2

TURN IN YOUR PAPERWORK AND SIGN

Hopefully you were able to print the student release form in advance to cut down on traffic standing at the front desk. Please place in tray on the front ledge of the desk. Parents do not have to come in, BUT students MUST have a signed release to participate in class.

3

STUDENTS REMOVE SHOES AND ENTER CLASS

Students remove street shoes and take ALL belongings into classroom and place in cubbies. We must use ballet barres in class, therefore no belongings on the dance floor.

4

PARENTS WAIT OUTSIDE OR IN CAR

Our lobby is not large enough to allow for physical distancing therefore only parents of Twinkle Stars and Pre-Tumblers are allowed to stay in the building. Parents that stay in building MUST wear a mask at all times. We can make exceptions for those with medical concerns (notify us ahead of time tiffany@idtdance.com). Make sure little ones go to the bathroom before you come to class. Have your cell phone near you at all time in case we need to text you.

5


WATCH YOUR CHILD'S CLASS VIA ZOOM

We invite you into our class from the comfort of your own car. Watch via Zoom by using your cell data, personal hot spot, or our free internet access. Zoom meetings are placed on the Band calendar.

6


CHECK YOUR CHILD OUT AT THE PROPER EXIT

You must go to your designated exit for check out. Children ages 12 and under MUST be picked up at the door by an adult. Please do not make us walk up and down the street searching for you. This means we are having to leave other students in the studio unattended.



SAFETY MEASURES WE HAVE ADDED

We've made your safety a priority



1 HEALTH SCREENING REQUIRED FOR ALL

Every teacher and student that enters the studio, every day will have their temp taken to ensure no fever. We prefer everyone wear a mask until they have passed the temp check.



2 NO PAYMENTS TAKEN AT FRONT DESK

To cut down on traffic and congestion at our front desk (also for safety of our staff), we are not taking payments at the desk. You may place your tuition payment in the tuition box just inside the door in the form of cash or check. Credit card payments can be made online through your account.



3 STAFF WILL WEAR A MASK OR SHIELD

Staff will have the option of wearing either a mask or shield for teaching. Masks are recommended for parents because the studio lobby is small and optional for students due to physical activity.




4 HAND SANITIZER AVAILABLE

All students and parents should use hand sanitizer upon entering the building. Teachers will use hand sanitizer in class after floor work, barre work, or use of any shared equipment or props (use will be limited). Hand sanitizer will be available for use when leaving the building as well.



5 TIME FOR CLEANING BETWEEN CLASSES

Teachers will perform spot cleaning between every class. Ballet barres will be sanitized (if used) and any props will either be sanitized by students at the end of class or set aside for cleaning at the end of the night. Floor cleaning will be performed at the end of each night.



6 CLEAR LOBBY FOR PHYSICAL DISTANCING

We need to keep our lobby as open as possible for class changes. This will cut down on congestion in the lobby and the spread of germs. Please wear a mask if you plan to remain in our lobby and only remain if absolutely necessary.