

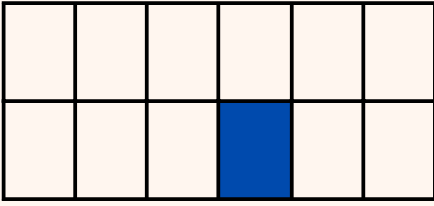
Kesirleri Eşleştirelim



•

•

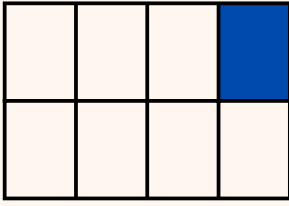
$$\frac{1}{12}$$



•

•

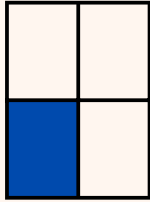
$$\frac{1}{3}$$



•

•


$$\frac{1}{4}$$



•

•

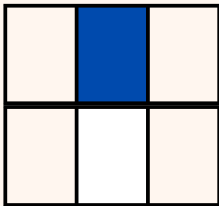
$$\frac{1}{8}$$



•

•

$$\frac{1}{2}$$

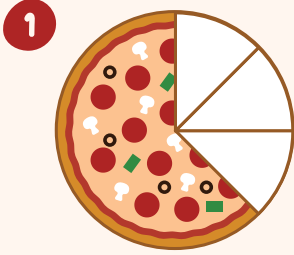




•

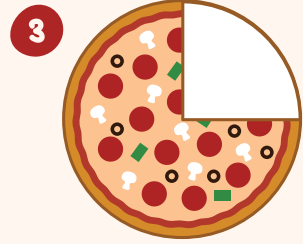
•


$$\frac{1}{6}$$


KESİRLERİ YAZALIM







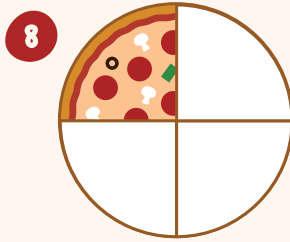


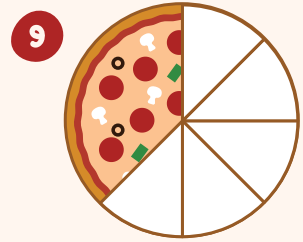














EĞİTİMDESTEKLAB
Evrim Torlak

3

Tarih

İsim

Süre

Pizzalarla Kesirler

Aşağıdaki görsellere doğru kesirleri yazın.

tam

yarım

altıda bir

dokuzda bir


beşte bir

çeyrek

üçte bir

yedide bir

sekizde bir





EĞİTİMDESTEKLAB
Evrim Torlak

4


Tarih

İsim

Süre

Kesirler


Doğru kesri daire içine alın.



$$\frac{1}{2}$$

$$\frac{2}{3}$$


$$\frac{2}{4}$$



$$\frac{1}{3}$$

$$\frac{3}{4}$$


$$\frac{1}{2}$$



$$\frac{2}{4}$$

$$\frac{3}{5}$$

$$\frac{1}{2}$$



$$\frac{2}{3}$$

$$\frac{1}{5}$$

$$\frac{1}{2}$$



EĞİTİMDESTEKLAB
Evrım Torlak

5

Kesirler




Tarih


İsim

Süre


- Aşağıdaki görsellerin yanına kesir halini yazın.




—




—




—




—




—




—




—




—




—



—



—



—



EĞİTİMDESTEKLAB
Evrim Torlak



6



Tarih


İsim

Süre

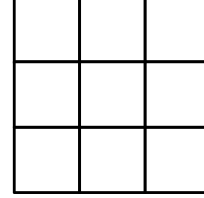
KESİRLER

Verilen kesire göre görseli boyayın!


$$\frac{1}{2}$$



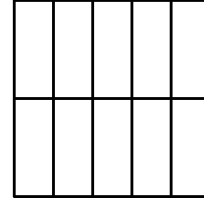
$$\frac{3}{9}$$



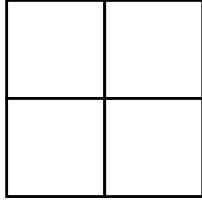
$$\frac{2}{3}$$



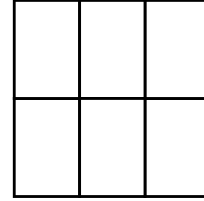
$$\frac{5}{10}$$




$$\frac{3}{4}$$



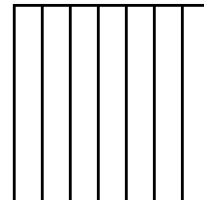
$$\frac{5}{6}$$



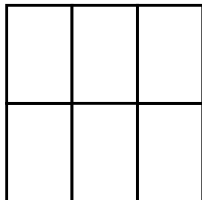
$$\frac{1}{5}$$



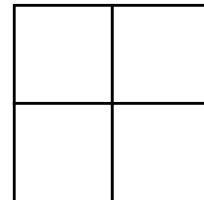
$$\frac{4}{7}$$



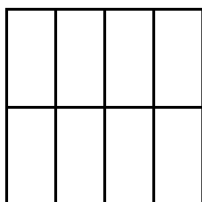
$$\frac{3}{6}$$



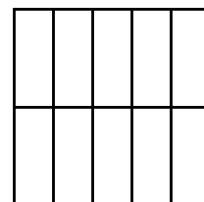
$$\frac{2}{4}$$



$$\frac{5}{8}$$



$$\frac{3}{10}$$





EĞİTİMDESTEKLAB
Evrim Torlak

7

Tarih

İsim

Süre


KESİRLERLE ÇIKARTMA

Kazanım: Aynı paydaya sahip kesirler ile çıkartma

İPUCU!

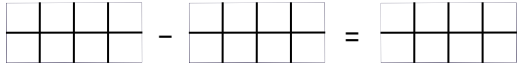
Aynı paydaya sahip kesirler ile çıkartma yapıldığında payda aynı kalır!

$$\frac{3}{4} - \frac{2}{4} = \frac{1}{4}$$

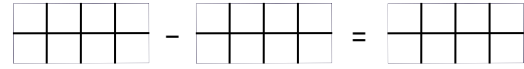


Çıkartma işlemlerini yapın. Kesirlerin altındaki kutuları kesirlerin değerine göre boyayın!

1. $\frac{7}{8} - \frac{5}{8} = \underline{\quad}$



2. $1 - \frac{3}{8} = \underline{\quad}$



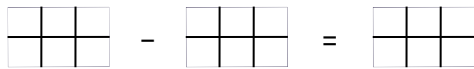
3. $\frac{3}{5} - \frac{1}{5} = \underline{\quad}$



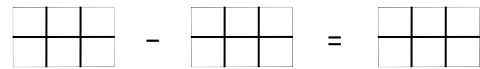
4. $\underline{\quad} - \underline{\quad} = \underline{\quad}$



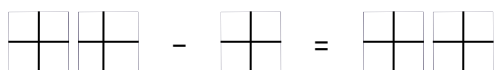
5. $\frac{4}{6} - \frac{3}{6} = \underline{\quad}$



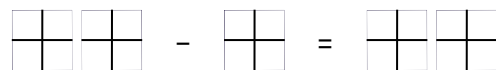
6. $1 - \frac{5}{6} = \underline{\quad}$



7. $1 \frac{2}{4} - \frac{3}{4} = \underline{\quad}$



8. $2 - \frac{1}{4} = \underline{\quad}$





EĞİTİMDESTEKLAB
Evrim Torlak

8

Tarih
İsim
Süre

KESİRLERLE TOPLAMA

AYNI PAYDAYA SAHİP KESİRLER İLE TOPLAMA İŞLEMLERİ

1.

$$\frac{1}{7} + 3\frac{2}{7} =$$

2.

$$\frac{2}{8} + \frac{2}{8} =$$

3.

$$2\frac{1}{3} + 1\frac{3}{3} =$$

4.

$$\frac{1}{2} + 7\frac{1}{2} =$$

5.

$$\frac{5}{32} + \frac{6}{32} =$$

6.

$$6\frac{1}{6} + 3\frac{3}{6} =$$



EĞİTİMDESTEKLAB
Evrim Torlak

9

Tarih
İsim
Süre

KESİRLERLE TOPLAMA

AYNI PAYDAYA SAHİP KESİRLER İLE TOPLAMA İŞLEMLERİ

1.

$$\frac{4}{9} + 2\frac{2}{9} =$$

2.

$$\frac{2}{5} + \frac{3}{5} =$$

3.

$$8\frac{1}{16} + 7\frac{7}{16} =$$

4.

$$\frac{1}{10} + 7\frac{4}{10} =$$

5.

$$\frac{14}{27} + \frac{6}{27} =$$

6.

$$6\frac{3}{12} + 3\frac{8}{12} =$$



EĞİTİMDESTEKLAB
Evrim Torlak

10

Tarih
İsim
Süre

KESİRLERLE ÇIKARMA

AYNI PAYDAYA SAHİP KESİRLER İLE ÇIKARMA İŞLEMLERİ

1.

$$\frac{4}{9} - \frac{2}{9} =$$

2.

$$\frac{3}{5} - \frac{1}{5} =$$

3.

$$8\frac{7}{16} - 7\frac{2}{16} =$$

4.

$$7\frac{9}{10} - 2\frac{4}{10} =$$

5.

$$\frac{24}{27} - \frac{6}{27} =$$

6.

$$6\frac{11}{12} - 3\frac{8}{12} =$$



EĞİTİMDESTEKLAB
Evrim Torlak


11

Tarih


İsim

Süre


KESİRLERLE TOPLAMA




= 1



= $\frac{3}{4}$



= $\frac{2}{4}$



= $\frac{1}{4}$

Her görselin altına kesir halini yazın ve işlemleri yapın

1



2




3



4



5





EĞİTİMDESTEKLAB
Evrim Torlak


12

Tarih


İsim

Süre


KESİRLERLE TOPLAMA VE ÇIKARMA




= 1



= $\frac{3}{4}$



= $\frac{2}{4}$



= $\frac{1}{4}$

Her görselin altına kesir halini yazın ve işlemleri yapın

1

$$\text{Red Circle} + \text{Red Circle} - \text{Red Circle} =$$

2

$$\text{Green Circle} - \text{Green Circle} - \text{Green Circle} =$$

3

$$\text{Purple Circle} + \text{Purple Circle} - \text{Purple Circle} =$$

4

$$\text{Red Circle} - \text{Red Circle} - \text{Red Circle} =$$

5


$$\text{Yellow Circle} - \text{Yellow Circle} + \text{Yellow Circle} + \text{Yellow Circle} =$$



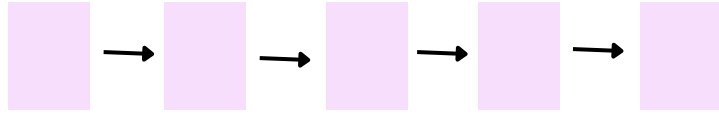
KESİRLERLE SIRALAMA

Aşağıdaki kesirleri büyükten küçüğe doğru sıralayın.

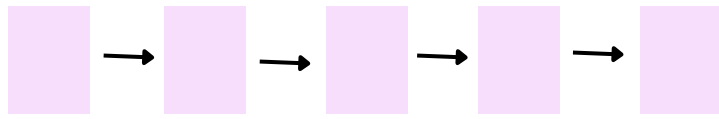
$$\frac{2}{5} \quad \frac{1}{5} \quad \frac{4}{5} \quad \frac{3}{5}$$



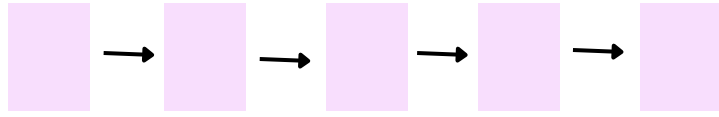
$$\frac{6}{8} \quad \frac{4}{8} \quad \frac{7}{8} \quad \frac{1}{8}$$



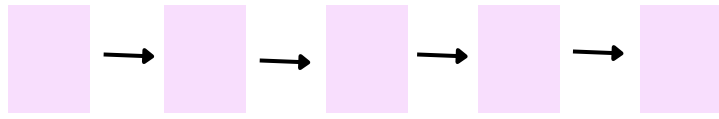
$$\frac{4}{6} \quad \frac{1}{6} \quad \frac{2}{6} \quad \frac{5}{6}$$



$$\frac{5}{9} \quad \frac{3}{9} \quad \frac{7}{9} \quad \frac{8}{9}$$



$$\frac{3}{10} \quad \frac{5}{10} \quad \frac{8}{10} \quad \frac{1}{10}$$

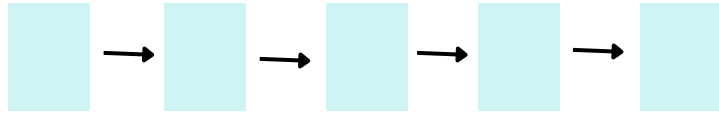


Aşağıdaki kesirleri küçükten büyüğe doğru sıralayın.


$$\frac{1}{8} \quad \frac{1}{5} \quad \frac{1}{4} \quad \frac{1}{6}$$




$$\frac{1}{5} \quad \frac{1}{2} \quad \frac{1}{3} \quad \frac{1}{4}$$




$$\frac{1}{7} \quad \frac{1}{3} \quad \frac{1}{5} \quad \frac{1}{6}$$



$$\frac{1}{6} \quad \frac{1}{2} \quad \frac{1}{4} \quad \frac{1}{5}$$



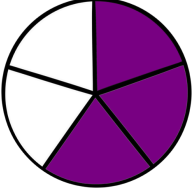
$$\frac{1}{8} \quad \frac{1}{5} \quad \frac{1}{10} \quad \frac{1}{2}$$



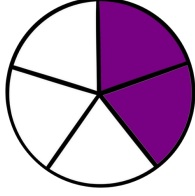
Kesirler Karşılaştırma

Aynı renkli dairedeki kesirleri karşılaştırın.

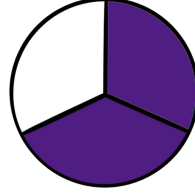
Büyük olan kesiri işaretleyin.



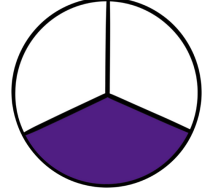
$$\frac{3}{5}$$



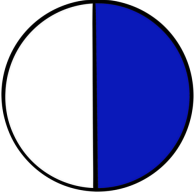
$$\frac{2}{5}$$




$$\frac{2}{3}$$



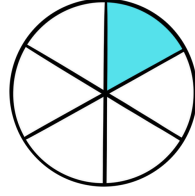
$$\frac{1}{3}$$



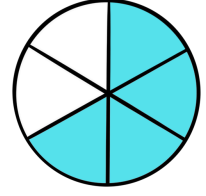
$$\frac{1}{2}$$



$$1$$



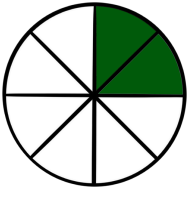
$$\frac{1}{6}$$



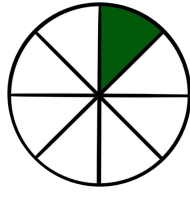
$$\frac{4}{6}$$

Aynı renkli dairedeki kesirleri karşılaştırın.

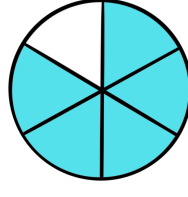
Küçük olan kesiri işaretleyin.



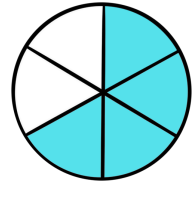
$$\frac{2}{8}$$



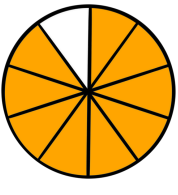
$$\frac{1}{8}$$



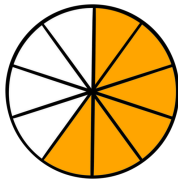
$$\frac{5}{6}$$



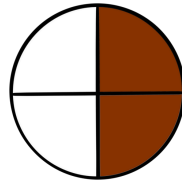
$$\frac{4}{6}$$



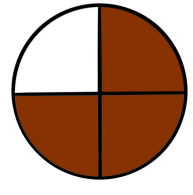
$$\frac{9}{10}$$



$$\frac{6}{10}$$



$$\frac{2}{4}$$



$$\frac{3}{4}$$



EĞİTİMDESTEKLAB
Evrim Torlak

15


Tarih

İsim

Süre

Kesirler

Görsellerin altına görsele denk gelen kesiri yazın!



$$\frac{4}{5}$$

