




AKKAD LLC

Tiles Beyond Your Imagination

DESIGNERS TILE COLLECTION
2023



AKKAD LLC



Index

Porcelain

Marble collections 60x60 - 60x120cm _____ 6 - 41

Marble collections 60x60cm _____ 42 - 57

Concreate collections 60x60 - 60x120cm _____ 60 - 77

Concreate colloctions 60x60cm _____ 78 - 81

Stone collections 60x60 - 60x120cm _____ 84 - 101

Stone collections 60x60cm _____ 102 - 103

Technical Tiles _____ 106- 107

Woodzone collections 20x120cm _____ 108 - 119

Outdoor colloctions 60x60x2cm - 60x120x2cm _____ 120 - 129

Outdoor collections 60x60x2cm _____ 130 - 131

Ceramic

Wall tile collections 30x60cm _____ 134 - 153

Wall tile collections 30x45cm _____ 154 - 159

Technical specifications

Installation process _____ 160 - 163

Technical details _____ 164 - 169

MARBLE

Give your flooring a touch of class with our trendy floor tiles collection. Non-slippery and high-load-bearing tiles keep your space safe and stylish.

60x120 cm

60x60 cm



CEZER WHITE

PORCELAIN



Cezer White
60x120 cm
Surface: Glossy



Random Faces: 4



Cezer White
60x60 cm
Surface: Glossy



Cezer White
60x60 cm
Surface: Matt

Skirting



Sizes :
8x60 cm | 10x60 cm | 15x60 cm

Types of eedges
Bullnose Edge.
Straight cut with chambering edge.

Note: For customized sizes kindly contact our Sales team.

Packing details

S.No	Sizes	Thickness	Pices/Box	Coverage Area/Box	Remarks
1	60x60cm	8.5 mm	4 Pcs	1.44 Sqm	
2	60x120cm	8.5 mm	2 Pcs	1.44 Sqm	

- * Thickness tolerance of $\pm 0.5\text{mm}$ / $\pm 5\%$ whichever is less - Test method ISO 10545-2.
- * Dimensions: All dimensions in mm tolerance +5% for below 200mm and +3% for above 200mm - Test method ISO 10545-2.
- * Color Shown in catalog may vary with the original tile. Slight shade variation is an inherent property of ceramic/Porcelain tiles.



Cezer White

CARRARA ELITE

PORCELAIN



Carrara Elite
60x120 cm
SurFace: Glossy



Random Faces: 3



Carrara Elite
60x60 cm
SurFace: Glossy

Skirting



Sizes :
8x60 cm | 10x60 cm | 15x60 cm
Types of edegs
Bullnose Edge.
Straight cut with chambering edge.

Note: For customized sizes kindly contact our Sales team.

Packing details

S.No	Sizes	Thickness	Pices/Box	Coverage Area/Box	Remarks
1	60x60cm	8.5 mm	4 Pcs	1.44 Sqm	
2	60x120cm	8.5 mm	2 Pcs	1.44 Sqm	

- * Thickness tolerance of $\pm 0.5\text{mm}$ / $\pm 5\%$ whichever is less - Test method ISO 10545-2.
- * Dimensions: All dimensions in mm tolerance +5% for below 200mm and +3% for above 200mm - Test method ISO 10545-2.
- * Color Shown in catalog may vary with the original tile. Slight shade variation is an inherent property of ceramic/Porcelain tiles.



Carrara Elite

IRANI ONYX

PORCELAIN



Irani Onyx
60x120 cm
Surface: Glossy



Random Faces: 8



Irani Onyx
60x60 cm
Surface: Glossy

Skirting



Sizes :
8x60 cm | 10x60 cm | 15x60 cm

Types of edegs
Bullnose Edge.
Straight cut with chambering edge.

Note: For customized sizes kindly contact our Sales team.

Packing details

S.No	Sizes	Thickness	Pices/Box	Coverage Area/Box	Remarks
1	60x60cm	8.5 mm	4 Pcs	1.44 Sqm	
2	60x120cm	8.5 mm	2 Pcs	1.44 Sqm	

* Thickness tolerance of $\pm 0.5\text{mm}$ / $\pm 5\%$ whichever is less - Test method ISO 10545-2.

* Dimensions: All dimensions in mm tolerance +5% for below 200mm and +3% for above 200mm - Test method ISO 10545-2.

* Color Shown in catalog may vary with the original tile. Slight shade variation is an inherent property of ceramic/Porcelain tiles.



Irani Onyx

EXOTICA ONYX | SNOW PEARL

PORCELAIN



Exotica Onyx
60x120 cm
Surface: Glossy



Exotica Onyx
60x60 cm
Surface: Glossy




Random Faces: 4



Snow Pearl
60x120 cm
Surface: Glossy



Snow Pearl
60x60 cm
Surface: Glossy



Random Faces: 4



Skirting



8x60 cm | 10x60 cm | 15x60 cm

Types of edegs
Bullnose Edge.
Straight cut with chambering edge.

Note: For customized sizes kindly contact our Sales team.

Packing details

S.No	Sizes	Thickness	Pices/Box	Coverage Area/Box	Remarks
1	60x60cm	8.5 mm	4 Pcs	1.44 Sqm	
2	60x120cm	8.5 mm	2 Pcs	1.44 Sqm	

- * Thickness tolerance of ± 0.5mm / ± 5% whichever is less - Test method ISO 10545-2.
- * Dimensions: All dimensions in mm tolerance +5% for below 200mm and +3% for above 200mm - Test method ISO 10545-2.
- * Color Shown in catalog may vary with the original tile. Slight shade variation is an inherent property of ceramic/Porcelain tiles.

GLACIER BIANCO | SAHARA WHITE

PORCELAIN



Glacier Bianco
60x120 cm
Surface: Glossy



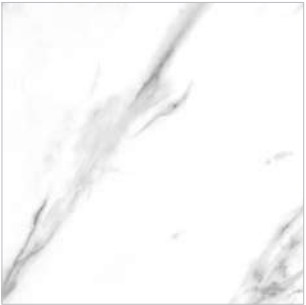
Glacier Bianco
60x60 cm
Surface: Glossy




Random Faces: 4



Sahara White
60x120 cm
Surface: Glossy



Sahara White
60x60 cm
Surface: Glossy



Random Faces: 4



Skirting



8x60 cm | 10x60 cm | 15x60 cm

Types of edegs
Bullnose Edge.
Straight cut with chambering edge.

Note: For customized sizes kindly contact our Sales team.

Packing details

S.No	Sizes	Thickness	Pices/Box	Coverage Area/Box	Remarks
1	60x60cm	8.5 mm	4 Pcs	1.44 Sqm	
2	60x120cm	8.5 mm	2 Pcs	1.44 Sqm	

- * Thickness tolerance of ± 0.5mm / ± 5% whichever is less - Test method ISO 10545-2.
- * Dimensions: All dimensions in mm tolerance +5% for below 200mm and +3% for above 200mm - Test method ISO 10545-2.

ELECTRA | ARENA WHITE

PORCELAIN

-  Frost resistance
-  Fire resistance
-  Does not absorb liquids
-  Easy cleaning and care
-  Resistance to stains
-  Light-fast colors
-  Resistance to household chemicals
-  Resistance to deep abrasion
-  Thermal shock resistance



Electra Nero
60x120 cm
Surface: Glossy




Electra White
60x60 cm
Surface: Glossy



Random Faces: 4



Arena White
60x120 cm
Surface: Glossy



Arena White
60x60 cm
Surface: Glossy



Random Faces: 3



Skirting



Sizes :
8x60 cm | 10x60 cm | 15x60 cm

Types of edegs
Bullnose Edge.
Straight cut with chambering edge.

Note: For customized sizes kindly contact our Sales team.

Packing details

S.No	Sizes	Thickness	Pices/Box	Coverage Area/Box	Remarks
1	60x60cm	8,5 mm	4 Pcs	1.44 Sqm	
2	60x120cm	8,5 mm	2 Pcs	1.44 Sqm	

- * Thickness tolerance of ± 0.5mm / ± 5% whichever is less - Test method ISO 10545-2.
- * Dimensions: All dimensions in mm tolerance +5% for below 200mm and +3% for above 200mm - Test method ISO 10545-2.
- * Color Shown in catalog may vary with the original tile. Slight shade variation is an inherent property of ceramic/Porcelain tiles.



Arena White

STATUARIO WHITE | STATUARIO CLASSICO

PORCELAIN



Statuario White
60x120 cm
Surface: Glossy



Statuario White
60x60 cm
Surface: Glossy



Random Faces: 4



Statuario Classico
60x120 cm
Surface: Glossy



Statuario Classico
60x60 cm
Surface: Glossy



Random Faces: 4



Skirting



8x60 cm | 10x60 cm | 15x60 cm

Types of edegs
Bullnose Edge.
Straight cut with chambering edge.

Note: For customized sizes kindly contact our Sales team.

Packing details

S.No	Sizes	Thickness	Pices/Box	Coverage Area/Box	Remarks
1	60x60cm	8.5 mm	4 Pcs	1.44 Sqm	
2	60x120cm	8.5 mm	2 Pcs	1.44 Sqm	

- * Thickness tolerance of ± 0.5mm / ± 5% whichever is less - Test method ISO 10545-2.
- * Dimensions: All dimensions in mm tolerance +5% for below 200mm and +3% for above 200mm - Test method ISO 10545-2.
- * Color Shown in catalog may vary with the original tile. Slight shade variation is an inherent property of ceramic/Porcelain tiles.

BIANCA | ONYX WHITE


PORCELAIN



Bianca
60x120 cm
Surface: Glossy



Bianca
60x60 cm
Surface: Glossy



Random Faces: 4



Onyx White
60x120 cm
Surface: Glossy



Onyx White
60x60 cm
Surface: Glossy



Random Faces: 5



Skirting



8x60 cm | 10x60 cm | 15x60 cm

Types of edegs
Bullnose Edge.
Straight cut with chambering edge.

Note: For customized sizes kindly contact our Sales team.

Packing details

S.No	Sizes	Thickness	Pices/Box	Coverage Area/Box	Remarks
1	60x60cm	8.5 mm	4 Pcs	1.44 Sqm	
2	60x120cm	8.5 mm	2 Pcs	1.44 Sqm	

- * Thickness tolerance of ± 0.5mm / ± 5% whichever is less - Test method ISO 10545-2.
- * Dimensions: All dimensions in mm tolerance +5% for below 200mm and +3% for above 200mm - Test method ISO 10545-2.

STATURIO | COSMIC

PORCELAIN

- Frost resistance
- Fire resistance
- Does not absorb liquids
- Easy cleaning and care
- Resistance to stains
- Light-fast colors
- Resistance to household chemicals
- Resistance to deep abrasion
- Thermal shock resistance



Staturio A
60x120 cm
Surface: Glossy

Staturio B
60x120 cm
Surface: Glossy



Cosmic A
60x120 cm
Surface: Glossy

Cosmic B
60x120 cm
Surface: Glossy



Skirting



Sizes :
8x60 cm | 10x60 cm | 15x60 cm

Types of edegs
Bullnose Edge.
Straight cut with chambering edge.

Note: For customized sizes kindly contact our Sales team.

Packing details

S.No	Sizes	Thickness	Pices/Box	Coverage Area/Box	Remarks
1	60x60cm	8.5 mm	4 Pcs	1.44 Sqm	
2	60x120cm	8.5 mm	2 Pcs	1.44 Sqm	

- * Thickness tolerance of ± 0.5mm / ± 5% whichever is less - Test method ISO 10545-2.
- * Dimensions: All dimensions in mm tolerance +5% for below 200mm and +3% for above 200mm - Test method ISO 10545-2.
- * Color Shown in catalog may vary with the original tile. Slight shade variation is an inherent property of ceramic/Porcelain tiles.



Cosmic Bookmatch



Vintage Carrara

VINTAGE CARRARA | SUPERB STATURIO

PORCELAIN



Vintage Carrara
60x120 cm
Surface: Glossy



Vintage Carrara
60x60 cm
Surface: Glossy




Random Faces: 4



Superb Staturio
60x120 cm
Surface: Glossy



Superb Staturio
60x60 cm
Surface: Glossy



Random Faces: 8



Skirting



Sizes :
8x60 cm | 10x60 cm | 15x60 cm

Types of edegs
Bullnose Edge.
Straight cut with chambering edge.

Note: For customized sizes kindly contact our Sales team.

Packing details

S.No	Sizes	Thickness	Pices/Box	Coverage Area/Box	Remarks
1	60x60cm	8.5 mm	4 Pcs	1.44 Sqm	
2	60x120cm	8.5 mm	2 Pcs	1.44 Sqm	


- * Thickness tolerance of ± 0.5mm / ± 5% whichever is less - Test method ISO 10545-2.
- * Dimensions: All dimensions in mm tolerance +5% for below 200mm and +3% for above 200mm - Test method ISO 10545-2.
- * Color Shown in catalog may vary with the original tile. Slight shade variation is an inherent property of ceramic/Porcelain tiles.

COSTA BLACK | COVERLAM NERO ARDI


PORCELAIN




Costa Black
60x120 cm
Surface: High Glossy



Random Faces: 4



Coverlam Nero Ardi
60x120 cm
Surface: Glossy



Random Faces



GRANI BERRY

PORCELAIN

- 
Frost resistance
- 
Fire resistance
- 
Does not absorb liquids
- 
Easy cleaning and care
- 
Resistance to stains
- 
Light-fast colors
- 
Resistance to household chemicals
- 
Resistance to deep abrasion
- 
Thermal shock resistance



Grani Berry Dark
60x120 cm
SurFace: Glossy



Random Faces: 4



Skirting



Sizes :
8x60 cm | 10x60 cm | 15x60 cm
Types of edegs
Bullnose Edge.
Straight cut with chambering edge.

Note: For customized sizes kindly contact our Sales team.

Packing details

S.No	Sizes	Thickness	Pices/Box	Coverage Area/Box	Remarks
1	60x60cm	8.5 mm	4 Pcs	1.44 Sqm	
2	60x120cm	8.5 mm	2 Pcs	1.44 Sqm	

- * Thickness tolerance of ± 0.5mm / ± 5% whichever is less - Test method ISO 10545-2.
- * Dimensions: All dimensions in mm tolerance +5% for below 200mm and +3% for above 200mm - Test method ISO 10545-2.
- * Color Shown in catalog may vary with the original tile. Slight shade variation is an inherent property of ceramic/Porcelain tiles.



Grani Berry Dark

PLUGINS

PORCELAIN



Plugins Light
60x120 cm
Surface: Glossy



Plugins Light
60x60 cm
Surface: Glossy



Random Faces: 4



Plugins Grey
60x120 cm
Surface: Glossy



Plugins Grey
60x60 cm
Surface: Glossy



Random Faces: 4



Skirting



Sizes :
8x60 cm | 10x60 cm | 15x60 cm

Types of edegs
Bullnose Edge.
Straight cut with chambering edge.

Note: For customized sizes kindly contact our Sales team.

Packing details

S.No	Sizes	Thickness	Pices/Box	Coverage Area/Box	Remarks
1	60x60cm	8.5 mm	4 Pcs	1.44 Sqm	
2	60x120cm	8.5 mm	2 Pcs	1.44 Sqm	

- * Thickness tolerance of ± 0.5mm / ± 5% whichever is less - Test method ISO 10545-2.
- * Dimensions: All dimensions in mm tolerance +5% for below 200mm and +3% for above 200mm - Test method ISO 10545-2.
- * Color Shown in catalog may vary with the original tile. Slight shade variation is an inherent property of ceramic/Porcelain tiles.



Wall : Plugins Light&Grey
Floor : Plugins Light


ATLANA WHITE | PIETRA GREY

PORCELAIN


-  Frost resistance
-  Fire resistance
-  Does not absorb liquids
-  Easy cleaning and care
-  Resistance to stains
-  Light-fast colors
-  Resistance to household chemicals
-  Resistance to deep abrasion
-  Thermal shock resistance



Atlana White
60x120 cm
Surface: Glossy



Atlana White
60x60 cm
Surface: Glossy



Random Faces: 4



Pietra Grey
60x120 cm
Surface: Glossy



Pietra Grey
60x60 cm
Surface: Glossy



Random Faces: 4



Skirting



Sizes :
8x60 cm | 10x60 cm | 15x60 cm

Types of edegs
Bullnose Edge.
Straight cut with chambering edge.

Note: For customized sizes kindly contact our Sales team.

Packing details

S.No	Sizes	Thickness	Pices/Box	Coverage Area/Box	Remarks
1	60x60cm	8.5 mm	4 Pcs	1.44 Sqm	
2	60x120cm	8.5 mm	2 Pcs	1.44 Sqm	

- * Thickness tolerance of ± 0.5mm / ± 5% whichever is less - Test method ISO 10545-2.
- * Dimensions: All dimensions in mm tolerance +5% for below 200mm and +3% for above 200mm - Test method ISO 10545-2.
- * Color Shown in catalog may vary with the original tile. Slight shade variation is an inherent property of ceramic/Porcelain tiles.



Pietra grey

FABBRICA WHITE | POLAR SILVER

PORCELAIN

- Frost resistance
- Fire resistance
- Does not absorb liquids
- Easy cleaning and care
- Resistance to stains
- Light-fast colors
- Resistance to household chemicals
- Resistance to deep abrasion
- Thermal shock resistance



Fabbbrica White
60x120 cm
Surface: Glossy



Random Faces: 4



Polar Silver
60x120 cm
Surface: Glossy



Random Faces: 4



Skirting



Sizes :
8x60 cm | 10x60 cm | 15x60 cm

Types of edegs
Bullnose Edge.
Straight cut with chambering edge.

Note: For customized sizes kindly contact our Sales team.



CREMA MARFIL

PORCELAIN



Crema Marfil
60x120 cm
Surface: Glossy



Crema Marfil
60x60 cm
Surface: Glossy



Random Faces: 3



Skirting



Sizes :
8x60 cm | 10x60 cm | 15x60 cm

Types of edegs
Bullnose Edge.
Straight cut with chambering edge.

Note: For customized sizes kindly contact our Sales team.

Packing details

S.No	Sizes	Thickness	Pices/Box	Coverage Area/Box	Remarks
1	60x60cm	8.5 mm	4 Pcs	1.44 Sqm	
2	60x120cm	8.5 mm	2 Pcs	1.44 Sqm	

- * Thickness tolerance of ± 0.5mm / ± 5% whichever is less - Test method ISO 10545-2.
- * Dimensions: All dimensions in mm tolerance +5% for below 200mm and +3% for above 200mm - Test method ISO 10545-2.
- * Color Shown in catalog may vary with the original tile. Slight shade variation is an inherent property of ceramic/Porcelain tiles.



Crema Marfil

NORWAY GLOSSY

PORCELAIN

- 
Frost resistance
- 
Fire resistance
- 
Does not absorb liquids
- 
Easy cleaning and care
- 
Resistance to stains
- 
Light-fast colors
- 
Resistance to household chemicals
- 
Resistance to deep abrasion
- 
Thermal shock resistance



Norway Light
60x120 cm
Surface: Glossy



Norway Light
60x60 cm
Surface: Glossy




Random Faces: 4



Norway Grey
60x120 cm
Surface: Glossy



Norway Grey
60x60 cm
Surface: Glossy



Random Faces: 4



Skirting



Sizes :
8x60 cm | 10x60 cm | 15x60 cm

Types of edegs
Bullnose Edge.
Straight cut with chambering edge.

Note: For customized sizes kindly contact our Sales team.

Packing details

S.No	Sizes	Thickness	Pices/Box	Coverage Area/Box	Remarks
1	60x60cm	8.5 mm	4 Pcs	1.44 Sqm	
2	60x120cm	8.5 mm	2 Pcs	1.44 Sqm	

- * Thickness tolerance of ± 0.5mm / ± 5% whichever is less - Test method ISO 10545-2.
- * Dimensions: All dimensions in mm tolerance +5% for below 200mm and +3% for above 200mm - Test method ISO 10545-2.
- * Color Shown in catalog may vary with the original tile. Slight shade variation is an inherent property of ceramic/Porcelain tiles.



Norway Light



Norway Ivory

NORWAY GLOSSY

PORCELAIN

- Frost resistance
- Fire resistance
- Does not absorb liquids
- Easy cleaning and care
- Resistance to stains
- Light fast colors
- Resistance to household chemicals
- Resistance to deep abrasion
- Thermal shock resistance



Norway Ivory
60x120 cm
Surface: Glossy



Norway Ivory
60x60 cm
Surface: Glossy



Random Faces: 4



Norway Bianco
60x120 cm
Surface: Glossy



Norway Bianco
60x60 cm
Surface: Glossy



Random Faces: 4



Skirting



Sizes :
8x60 cm | 10x60 cm | 15x60 cm

Types of edegs
Bullnose Edge.
Straight cut with chambering edge.

Note: For customized sizes kindly contact our Sales team.

Packing details

S.No	Sizes	Thickness	Pices/Box	Coverage Area/Box	Remarks
	60x60cm	8.5-9 mm	4 Pcs	1.44 Sqm	
	60x120cm	8.5-9 mm	2 Pcs	1.44 Sqm	

Thickness tolerance of ± 0.5mm / ± 5% whichever is less - Test method ISO 10545-2.
Dimensions: All dimensions in mm tolerance +5% for below 200mm and +3% for above 200mm - Test method ISO 10545-2.
Color Shown in catalog may vary with the original tile. Slight shade variation is an inherent property of ceramic/Porcelain tiles.


SATVARIO ROYAL MATT

PORCELAIN

- 
Frost resistance
- 
Fire resistance
- 
Does not absorb liquids
- 
Easy cleaning and care
- 
Resistance to stains
- 
Light-fast colors
- 
Resistance to household chemicals
- 
Resistance to deep abrasion
- 
Thermal shock resistance



Satvario Royal
60x120 cm
SurFace: Matt



Random Faces: 3



Satvario Royal
60x60 cm
SurFace: Matt

Skirting



Sizes :
8x60 cm | 10x60 cm | 15x60 cm
Multi Size Strips :
5x60 cm | 10x60 cm | 15x60 cm
Types of edegs
Bullnose Edge.
Straight cut with chambering edge.

Note:For customized sizes kindly contact our Sales team.

Packing details

S.No	Sizes	Thickness	Pices/Box	Coverage Area/Box	Remarks
1	60x60cm	8.5 mm	4 Pcs	1.44 Sqm	
2	60x120cm	8.5 mm	2 Pcs	1.44 Sqm	

- * Thickness tolerance of ± 0.5mm / ± 5% whichever is less - Test method ISO 10545-2.
- * Dimensions: All dimensions in mm tolerance +5% for below 200mm and +3% for above 200mm - Test method ISO 10545-2.
- * Color Shown in catalog may vary with the original tile. Slight shade variation is an inherent property of ceramic/Porcelain tiles.



Satvario Royal

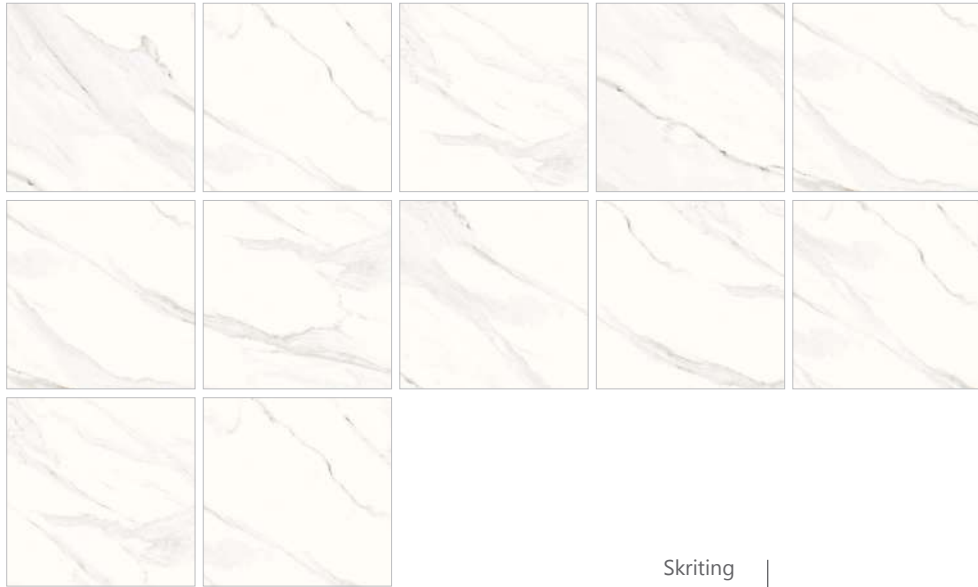
ROMAN ELITE

PORCELAIN

- 
Frost resistance
- 
Fire resistance
- 
Does not absorb liquids
- 
Easy cleaning and care
- 
Resistance to stains
- 
Light-fast colors
- 
Resistance to household chemicals
- 
Resistance to deep abrasion
- 
Thermal shock resistance



Roman Elite
60x60 cm
Surface: Glossy



Random Faces: 12

Skirting



Sizes :
8x60 cm | 10x60 cm | 15x60 cm
Types of edegs
Bullnose Edge.
Straight cut with chambering edge.

Note: For customized sizes kindly contact our Sales team.

Packing details

S.No	Sizes	Thickness	Pices/Box	Coverage Area/Box	Remarks
1	60x60cm	8.5 mm	4 Pcs	1.44 Sqm	
2	60x120cm	8.5 mm	2 Pcs	1.44 Sqm	

- * Thickness tolerance of ± 0.5mm / ± 5% whichever is less - Test method ISO 10545-2.
- * Dimensions: All dimensions in mm tolerance +5% for below 200mm and +3% for above 200mm - Test method ISO 10545-2.
- * Color Shown in catalog may vary with the original tile. Slight shade variation is an inherent property of ceramic/Porcelain tiles.



Roman Elite

ARCADIA

PORCELAIN

- 
Frost resistance
- 
Fire resistance
- 
Does not absorb liquids
- 
Easy cleaning and care
- 
Resistance to stains
- 
Light-fast colors
- 
Resistance to household chemicals
- 
Resistance to deep abrasion
- 
Thermal shock resistance



Arcadia
60x60 cm
Surface: Glossy



Random Faces: 4



Skirting



Sizes :
8x60 cm | 10x60 cm | 15x60 cm

Types of edg
Bullnose Edge.
Straight cut with chambering edge.

Note: For customized sizes kindly contact our Sales team.

Packing details

S.No	Sizes	Thickness	Pices/Box	Coverage Area/Box	Remarks
1	60x60cm	8.5 mm	4 Pcs	1.44 Sqm	
2	60x120cm	8.5 mm	2 Pcs	1.44 Sqm	

- * Thickness tolerance of ± 0.5mm / ± 5% whichever is less - Test method ISO 10545-2.
- * Dimensions: All dimensions in mm tolerance +5% for below 200mm and +3% for above 200mm - Test method ISO 10545-2.
- * Color Shown in catalog may vary with the original tile. Slight shade variation is an inherent property of ceramic/porcelain.



Arcadia

DIAMOND CARRARA

PORCELAIN



Diamond Carrara
60x60 cm
Surface: Glossy



Random Faces: 10



Skirting



8x60 cm | 10x60 cm | 15x60 cm

Types of edg
Bullnose Edge.
Straight cut with chambering edge.

Note: For customized sizes kindly contact our Sales team.

Packing details

S.No	Sizes	Thickness	Pices/Box	Coverage Area/Box	Remarks
1	60x60cm	8.5 mm	4 Pcs	1.44 Sqm	
2	60x120cm	8.5 mm	2 Pcs	1.44 Sqm	

- * Thickness tolerance of $\pm 0.5\text{mm}$ / $\pm 5\%$ whichever is less - Test method ISO 10545-2.
- * Dimensions: All dimensions in mm tolerance +5% for below 200mm and +3% for above 200mm - Test method ISO 10545-2.
- * Color Shown in catalog may vary with the original tile. Slight shade variation is an inherent property of ceramic/Porcelain tiles.




Diamond Carrara


ELITE GRISS

PORCELAIN

- 
Frost resistance
- 
Fire resistance
- 
Does not absorb liquids
- 
Easy cleaning and care
- 
Resistance to stains
- 
Light-fast colors
- 
Resistance to household chemicals
- 
Resistance to deep abrasion
- 
Thermal shock resistance



Elite Griss
60x60 cm
Surface: Glossy



Random Faces: 4



Skirting



8x60 cm | 10x60 cm | 15x60 cm

Types of edegs
Bullnose Edge.
Straight cut with chambering edge.

Note: For customized sizes kindly contact our Sales team.

Packing details

S.No	Sizes	Thickness	Pices/Box	Coverage Area/Box	Remarks
1	60x60cm	8.5 mm	4 Pcs	1.44 Sqm	
2	60x120cm	8.5 mm	2 Pcs	1.44 Sqm	

- * Thickness tolerance of ± 0.5mm / ± 5% whichever is less - Test method ISO 10545-2.
- * Dimensions: All dimensions in mm tolerance +5% for below 200mm and +3% for above 200mm - Test method ISO 10545-2.
- * Color Shown in catalog may vary with the original tile. Slight shade variation is an inherent property of ceramic/Porcelain tiles.



Elite Griss



Bella Onyx

BELLA ONYX

PORCELAIN



Bella Onyx
60x60 cm
Surface: Glossy



Random Faces: 6



Skirting



8x60 cm | 10x60 cm | 15x60 cm

Types of edges

Bullnose Edge,
Straight cut with chambering edge.

Note: For customized sizes kindly contact our Sales team.

ETANIA

PORCELAIN

- 
Frost resistance
- 
Fire resistance
- 
Does not absorb liquids
- 
Easy cleaning and care
- 
Resistance to stains
- 
Light-fast colors
- 
Resistance to household chemicals
- 
Resistance to deep abrasion
- 
Thermal shock resistance




Etania Silver
60x60 cm
Surface: Glossy



Random Faces: 4



Etania Coffee
60x60 cm
Surface: Glossy



Random Faces: 4



Skirting



8x60 cm | 10x60 cm | 15x60 cm

Types of edgess
Bullnose Edge.
Straight cut with chambering edge.

Note: For customized sizes kindly contact our Sales team.

Packing details

S.No	Sizes	Thickness	Pices/Box	Coverage Area/Box	Remarks
1	60x60cm	8.5 mm	4 Pcs	1.44 Sqm	
2	60x120cm	8.5 mm	2 Pcs	1.44 Sqm	

- * Thickness tolerance of ± 0.5mm / ± 5% whichever is less - Test method ISO 10545-2.
- * Dimensions: All dimensions in mm tolerance +5% for below 200mm and +3% for above 200mm - Test method ISO 10545-2.
- * Color Shown in catalog may vary with the original tile. Slight shade variation is an inherent property of ceramic/Porcelain tiles.



Etania Silver



Pietra Grey

PIETRA SERIES

PORCELAIN

- Frost resistance
- Fire resistance
- Does not absorb liquids
- Easy cleaning and care
- Resistance to stains
- Light-fast colors
- Resistance to household chemicals
- Resistance to deep abrasion
- Thermal shock resistance




Pietra Grey 247200400079
60x60 cm
Surface: Satin Matt



Random Faces: 4



New Pietra Grey
60x60 cm
Surface: Satin Matt



Random Faces



Skirting



8x60 cm | 10x60 cm | 15x60 cm


Types of edgework

Bullnose Edge.
Straight cut with chambering edge.


Note: For customized sizes kindly contact our Sales team.

PLAIN SERIES


PORCELAIN




DG White
60x60 cm
Surface: Glossy



DG White
60x60 cm
Surface: Satin Matt



Plain Ivory
60x60 cm
Surface: Glossy



Plain Black
60x60 cm
Surface: Glossy

Skirting



8x60 cm | 10x60 cm | 15x60 cm

Types of edegs
Bullnose Edge.
Straight cut with chambering edge.

Note: For customized sizes kindly contact our Sales team.

Packing details

S.No	Sizes	Thickness	Pices/Box	Coverage Area/Box	Remarks
1	60x60cm	8.5 mm	4 Pcs	1.44 Sqm	
2	60x120cm	8.5 mm	2 Pcs	1.44 Sqm	

- * Thickness tolerance of ± 0.5mm / ± 5% whichever is less - Test method ISO 10545-2.
- * Dimensions: All dimensions in mm tolerance +5% for below 200mm and +3% for above 200mm - Test method ISO 10545-2.
- * Color Shown in catalog may vary with the original tile. Slight shade variation is an inherent property of ceramic/Porcelain tiles.

NOBEL

PORCELAIN



Nobel
60x60 cm
Surface: Satin Matt



Random Faces: 4



Packing details

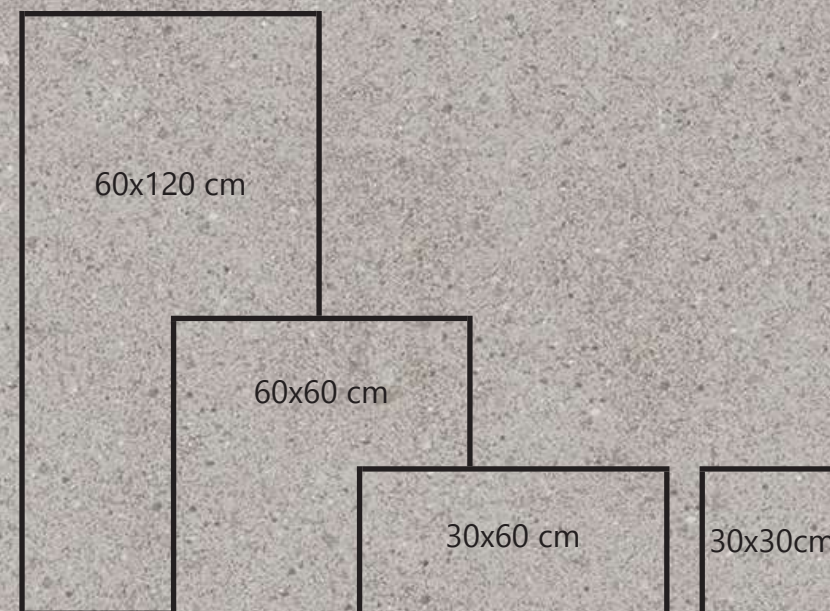
S.No	Sizes	Thickness	Pices/Box	Coverage Area/Box	Remarks
1	60x60cm	8.5 mm	4 Pcs	1.44 Sqm	
2	60x120cm	8.5 mm	2 Pcs	1.44 Sqm	

- * Thickness tolerance of ± 0.5mm / ± 5% whichever is less - Test method ISO 10545-2.
- * Dimensions: All dimensions in mm tolerance +5% for below 200mm and +3% for above 200mm - Test method ISO 10545-2.
- * Color Shown in catalog may vary with the original tile. Slight shade variation is an inherent property of ceramic/Porcelain tiles.



CONCREATE

Give your flooring a touch of class with our trendy floor tiles collection. Non-slippery and high-load-bearing tiles keep your space safe and stylish.





*Enrich
Series*

Wall : Deluxe Enrich Blanco
Floor : Enrich Blanco

ENRICH

PORCELAIN

- 
Frost resistance
- 
Fire resistance
- 
Does not absorb liquids
- 
Easy cleaning and care
- 
Resistance to stains
- 
Light-fast colors
- 
Resistance to household chemicals
- 
Resistance to deep abrasion
- 
Thermal shock resistance



Enrich Blanco
60x120 cm
Surface: Matt



Enrich Grey
60x120 cm
Surface: Matt



Enrich Graffite
60x120 cm
Surface: Matt



Deluxe Enrich Blanco
60x120 cm
Surface: Matt



Deluxe Enrich Grey
60x120 cm
Surface: Matt



Deluxe Enrich Graffite
60x120 cm
Surface: Matt


Packing details					
S.No	Sizes	Thickness	Pices/Box	Coverage Area/Box	Remarks
1	60x60cm	8.5 mm	4 Pcs	1.44 Sqm	
2	60x120cm	8.5 mm	2 Pcs	1.44 Sqm	

- * Thickness tolerance of ± 0.5mm / ± 5% whichever is less - Test method ISO 10545-2.
- * Dimensions: All dimensions in mm tolerance +5% for below 200mm and +3% for above 200mm - Test method ISO 10545-2.
- * Color Shown in catalog may vary with the original tile. Slight shade variation is an inherent property of ceramic/Porcelain tiles.

ENRICH

PORCELAIN

- 
Frost resistance
- 
Fire resistance
- 
Does not absorb liquids
- 
Easy cleaning and care
- 
Resistance to stains
- 
Light-fast colors
- 
Resistance to household chemicals
- 
Resistance to deep abrasion
- 
Thermal shock resistance



Enrich Blanco
60x60 cm
Surface: Matt



Enrich Grey
60x60 cm
Surface: Matt



Enrich Graffite
60x60 cm
Surface: Matt



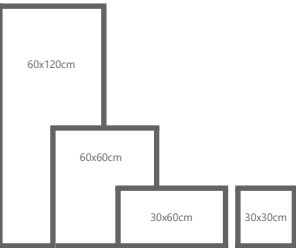
Enrich Beige
60x60 cm
Surface: Matt



Enrich Sand
60x60 cm
Surface: Matt





Enrich Oak
60x60 cm
Surface: Matt






Available Sizes

Skirting Sizes:
8x60 cm | 10x60 cm
15x60 cm

Types of edges
Bullnose Edge.
Straight cut with
chambering edge.

Cut Sizes

30x60 cm

30x30 cm

Multi Size Strips :

5x60 cm

10x60 cm

15x60 cm

For customized sizes and finish kindly contact our Sales team.

Packing details					
S.No	Sizes	Thickness	Pices/Box	Coverage Area/Box	Remarks
1	60x60cm	8.5 mm	4 Pcs	1.44 Sqm	
2	60x120cm	8.5 mm	2 Pcs	1.44 Sqm	

- * Thickness tolerance of ± 0.5mm / ± 5% whichever is less - Test method ISO 10545-2.
- * Dimensions: All dimensions in mm tolerance +5% for below 200mm and +3% for above 200mm - Test method ISO 10545-2.
- * Color Shown in catalog may vary with the original tile. Slight shade variation is an inherent property of ceramic/Porcelain tiles.



Enrich Series

Wall : Deluxe & Enrich Graffite
Floor : Enrich Graffite



Toronto Series


Toronto White

TORONTO

PORCELAIN



Toronto White
60x120 cm
Surface: Matt



Toronto Grey
60x120 cm
Surface: Matt



Toronto Graffiti
60x120 cm
Surface: Matt



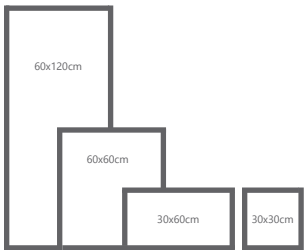
Toronto Graffiti
60x60 cm
Surface: Matt



Toronto Graffiti
60x60 cm
Surface: Matt



Toronto Graffiti
60x60 cm
Surface: Matt



Available Sizes

Skirting Sizes:
8x60 cm
10x60 cm
15x60 cm

Cut Sizes

30x60 cm

30x30 cm

Multi Size Strips :

5x60 cm

10x60 cm

15x60 cm

For customized sizes and finish kindly contact our Sales team.

Packing details

S.No	Sizes	Thickness	Pices/Box	Coverage Area/Box	Remarks
1	60x60cm	8.5 mm	4 Pcs	1.44 Sqm	
2	60x120cm	8.5 mm	2 Pcs	1.44 Sqm	

* Thickness tolerance of ± 0.5mm / ± 5% whichever is less - Test method ISO 10545-2.
* Dimensions: All dimensions in mm tolerance +5% for below 200mm and +3% for above 200mm - Test method ISO 10545-2.
* Color Shown in catalog may vary with the original tile. Slight shade variation is an inherent property of ceramic/Porcelain tiles.



Toronto Graffiti



Norway Series

Norway Bianco

NORWAY

PORCELAIN




Norway Bianco
60x120 cm
Surface: Matt



Norway Bianco
60x60 cm
Surface: Matt



Norway Grey
60x120 cm
Surface: Matt




Norway Grey
60x60 cm
Surface: Matt



Norway Ivory
60x120 cm
Surface: Matt



Norway Ivory
60x60 cm
Surface: Matt



Norway Light
60x120 cm
Surface: Matt



Norway Light
60x60 cm
Surface: Matt

Skirting Sizes:
8x60 cm | 10x60 cm
15x60 cm

Cut Sizes

30x60 cm

30x30 cm

Multi Size Strips :

5x60 cm

10x60 cm

15x60 cm

For customized sizes and finish kindly contact our Sales team.

Packing details

S.No	Sizes	Thickness	Pices/Box	Coverage Area/Box	Remarks
1	60x60cm	8.5 mm	4 Pcs	1.44 Sqm	
2	60x120cm	8.5 mm	2 Pcs	1.44 Sqm	


* Thickness tolerance of ± 0.5mm / ± 5% whichever is less - Test method ISO 10545-2.
* Dimensions: All dimensions in mm tolerance +5% for below 200mm and +3% for above 200mm - Test method ISO 10545-2.
* Color Shown in catalog may vary with the original tile. Slight shade variation is an inherent property of ceramic/Porcelain tiles.




Norway Ivory

EARTH


PORCELAIN




Earth Carmel
60x120 cm
Surface: Matt




Earth Carmel
60x60 cm
Surface: Matt




Earth Verde
60x120 cm
Surface: Matt



Earth Verde
60x60 cm
Surface: Matt




Earth Taupe
60x120 cm
Surface: Matt



Earth Taupe
60x60 cm
Surface: Matt



Earth Bruno
60x120 cm
Surface: Matt



Earth Bruno
60x60 cm
Surface: Matt


Packing details

S.No	Sizes	Thickness	Pices/Box	Coverage Area/Box	Remarks
1	60x60cm	8.5 mm	4 Pcs	1.44 Sqm	
2	60x120cm	8.5 mm	2 Pcs	1.44 Sqm	


- * Thickness tolerance of ± 0.5mm / ± 5% whichever is less - Test method ISO 10545-2.
- * Dimensions: All dimensions in mm tolerance +5% for below 200mm and +3% for above 200mm - Test method ISO 10545-2.
- * Color Shown in catalog may vary with the original tile. Slight shade variation is an inherent property of ceramic/Porcelain tiles.

EARTH


PORCELAIN




Earth Bianco
60x120 cm
Surface: Matt




Earth Bianco
60x60 cm
Surface: Matt




Earth Gris
60x120 cm
Surface: Matt




Earth Gris
60x60 cm
Surface: Matt




Earth Copper
60x120 cm
Surface: Matt



Earth Copper
60x60 cm
Surface: Matt



Earth Nero
60x120 cm
Surface: Matt



Earth Nero
60x60 cm
Surface: Matt

Packing details

S.No	Sizes	Thickness	Pices/Box	Coverage Area/Box	Remarks
1	60x60cm	8.5 mm	4 Pcs	1.44 Sqm	
2	60x120cm	8.5 mm	2 Pcs	1.44 Sqm	

- * Thickness tolerance of ± 0.5mm / ± 5% whichever is less - Test method ISO 10545-2.
- * Dimensions: All dimensions in mm tolerance +5% for below 200mm and +3% for above 200mm - Test method ISO 10545-2.
- * Color Shown in catalog may vary with the original tile. Slight shade variation is an inherent property of ceramic/Porcelain tiles.

FUMA


PORCELAIN



Fuma Bianco
60x120 cm
Surface: Matt



Fuma Light
60x120 cm
Surface: Matt



Fuma Grey
60x120 cm
Surface: Matt



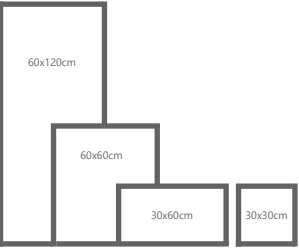
Fuma Bianco
60x60 cm
Surface: Matt



Fuma Light Grey
60x60 cm
Surface: Matt



Fuma Grey
60x60 cm
Surface: Matt



Available Sizes

Skirting Sizes:
8x60 cm | 10x60 cm
15x60 cm

Cut Sizes

30x60 cm

30x30 cm

Multi Size Strips :

5x60 cm

10x60 cm

15x60 cm

For customized sizes and finish kindly contact our Sales team.


Packing details

S.No	Sizes	Thickness	Pices/Box	Coverage Area/Box	Remarks
1	60x60cm	8,5 mm	4 Pcs	1.44 Sqm	
2	60x120cm	8,5 mm	2 Pcs	1.44 Sqm	

* Thickness tolerance of ± 0.5mm / ± 5% whichever is less - Test method ISO 10545-2.
* Dimensions: All dimensions in mm tolerance +5% for below 200mm and +3% for above 200mm - Test method ISO 10545-2.
* Color Shown in catalog may vary with the original tile. Slight shade variation is an inherent property of ceramic/Porcelain tiles.

ALDO

PORCELAIN



Aldo White
60x60 cm
Surface: Matt



Aldo Grey
60x60 cm
Surface: Matt



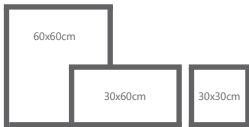
Aldo Black
60x60 cm
Surface: Matt



Aldo Ivory
60x60 cm
Surface: Matt



Aldo Beige
60x60 cm
Surface: Matt



Available Sizes

Skirting Sizes: 8x60 cm 10x60 cm 15x60 cm	Cut Sizes 30x60 cm 30x30 cm	Multi Size Strips : 5x60 cm 10x60 cm 15x60 cm
--	---	--

For customized sizes and finish kindly contact our Sales team.

Packing details

S.No	Sizes	Thickness	Pices/Box	Coverage Area/Box	Remarks
1	60x60cm	8.5 mm	4 Pcs	1.44 Sqm	
2	60x120cm	8.5 mm	2 Pcs	1.44 Sqm	

- * Thickness tolerance of ± 0.5mm / ± 5% whichever is less - Test method ISO 10545-2.
- * Dimensions: All dimensions in mm tolerance +5% for below 200mm and +3% for above 200mm - Test method ISO 10545-2.
- * Color Shown in catalog may vary with the original tile. Slight shade variation is an inherent property of ceramic/Porcelain tiles.




Aldo Black

BELLEVUE


PORCELAIN



Bellevue Ivory
60x60 cm
Surface: Matt




Bellevue Smoke
60x60 cm
Surface: Matt



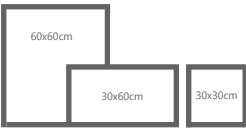
Bellevue Grigio
60x60 cm
Surface: Matt



Bellevue Fossil
60x60 cm
Surface: Matt



Bellevue Mineral
60x60 cm
Surface: Matt



Available Sizes

Skirting Sizes:
8x60 cm | 10x60 cm
15x60 cm

Types of edges
Bullnose Edge.
Straight cut with
chamfering edge.

Cut Sizes
30x60 cm
30x30 cm

Multi Size Strips :
5x60 cm
10x60 cm
15x60 cm

For customized sizes and finish kindly contact our Sales team.

Packing details

S.No	Sizes	Thickness	Pices/Box	Coverage Area/Box	Remarks
1	60x60cm	8.5 mm	4 Pcs	1.44 Sqm	
2	60x120cm	8.5 mm	2 Pcs	1.44 Sqm	

* Thickness tolerance of ± 0.5mm / ± 5% whichever is less - Test method ISO 10545-2.
* Dimensions: All dimensions in mm tolerance +5% for below 200mm and +3% for above 200mm - Test method ISO 10545-2.
* Color Shown in catalog may vary with the original tile. Slight shade variation is an inherent property of ceramic/Porcelain tiles.



Bellevue Grigio

STONE

Give your flooring a touch of class with our trendy floor tiles collection. Non-slippery and high-load-bearing tiles keep your space safe and stylish.

60x120 cm

60x60 cm

30x60 cm

30x30cm




*Neywest
Series*

Neywest Grey

NEYWEST

PORCELAIN

- 
Frost resistance
- 
Fire resistance
- 
Does not absorb liquids
- 
Easy cleaning and care
- 
Resistance to stains
- 
Light-fast colors
- 
Resistance to household chemicals
- 
Resistance to deep abrasion
- 
Thermal shock resistance




Neywest Bianco
60x120 cm
Surface: Matt



Neywest Grey
60x120 cm
Surface: Matt



Neywest Nero
60x120 cm
Surface: Matt



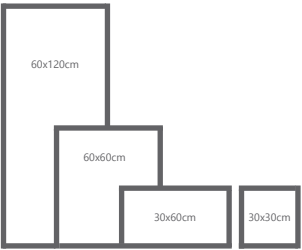
Neywest Bianco
60x60 cm
Surface: Matt



Neywest Grey
60x60 cm
Surface: Matt



Neywest Nero
60x60 cm
Surface: Matt



Available Sizes

- Skirting Sizes:

 - 8x60 cm
 - 10x60 cm
 - 15x60 cm
- Cut Sizes

 - 30x60 cm
 - 30x30 cm
- Multi Size Strips :

 - 5x60 cm
 - 10x60 cm
 - 15x60 cm

Types of edges
Bullnose Edge.
Straight cut with
chambering edge.

For customized sizes and finish kindly contact our Sales team.

Packing details

S.No	Sizes	Thickness	Pices/Box	Coverage Area/Box	Remarks
1	60x60cm	8.5 mm	4 Pcs	1.44 Sqm	
2	60x120cm	8.5 mm	2 Pcs	1.44 Sqm	

- * Thickness tolerance of ± 0.5mm / ± 5% whichever is less - Test method ISO 10545-2.
- * Dimensions: All dimensions in mm tolerance +5% for below 200mm and +3% for above 200mm - Test method ISO 10545-2.
- * Color Shown in catalog may vary with the original tile. Slight shade variation is an inherent property of ceramic/Porcelain tiles.



Neywest Crema



Neywest Cafe
60x120 cm
Surface: Matt



Neywest Crema
60x120 cm
Surface: Matt



Neywest Cafe
60x60 cm
Surface: Matt



Neywest Crema
60x60 cm
Surface: Matt



Neywest Series

Wall : Neywest Grey
Floor : Neywest Nero



*Pozzolana
Series*

Pozzolana Grey

Pozzolana


PORCELAIN




Pozzolana Light Grey
60x120 cm
Surface: Matt



Pozzolana Dark Grey
60x120 cm
Surface: Matt




Pozzolana Nero
60x120 cm
Surface: Matt



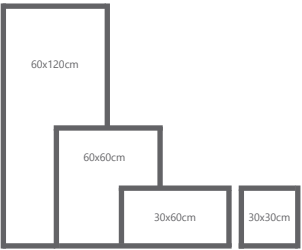
Pozzolana Light Grey
60x60 cm
Surface: Matt



Pozzolana Dark Grey
60x60 cm
Surface: Matt



Pozzolana Nero
60x60 cm
Surface: Matt



Available Sizes

Skirting Sizes: 8x60 cm 10x60 cm 15x60 cm	Cut Sizes 30x60 cm 30x30 cm	Multi Size Strips : 5x60 cm 10x60 cm 15x60 cm
--	---	--

For customized sizes and finish kindly contact our Sales team.

Packing details

S.No	Sizes	Thickness	Pices/Box	Coverage Area/Box	Remarks
1	60x60cm	8.5 mm	4 Pcs	1.44 Sqm	
2	60x120cm	8.5 mm	2 Pcs	1.44 Sqm	

- * Thickness tolerance of $\pm 0.5\text{mm}$ / $\pm 5\%$ whichever is less - Test method ISO 10545-2.
- * Dimensions: All dimensions in mm tolerance +5% for below 200mm and +3% for above 200mm - Test method ISO 10545-2.
- * Color Shown in catalog may vary with the original tile. Slight shade variation is an inherent property of ceramic/Porcelain tiles.



Pozzolana Crema
60x120 cm
Surface: Matt



Pozzolana Crema
60x60 cm
Surface: Matt

Pozzolana Crema

*Pozzolana
Series*



Pozzolana Grey



North Stone Series

North Stone Grey

NORTH STONE

PORCELAIN

- 
Frost resistance
- 
Fire resistance
- 
Does not absorb liquids
- 
Easy cleaning and care
- 
Resistance to stains
- 
Light-fast colors
- 
Resistance to household chemicals
- 
Resistance to deep abrasion
- 
Thermal shock resistance



North Stone White
60x120 cm
Surface: Matt



North Stone Grey
60x120 cm
Surface: Matt



North Stone Black
60x120 cm
Surface: Matt



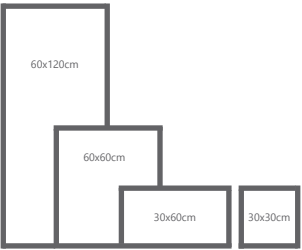
North Stone White
60x60 cm
Surface: Matt



North Stone Grey
60x60 cm
Surface: Matt



North Stone Black
60x60 cm
Surface: Matt



Available Sizes

Skirting Sizes:

8x60 cm | 10x60 cm | 15x60 cm

Cut Sizes

30x60 cm

30x30 cm

Multi Size Strips :

5x60 cm

10x60 cm

15x60 cm

For customized sizes and finish kindly contact our Sales team.

Packing details

S.No	Sizes	Thickness	Pices/Box	Coverage Area/Box	Remarks
1	60x60cm	8.5 mm	4 Pcs	1.44 Sqm	
2	60x120cm	8.5 mm	2 Pcs	1.44 Sqm	

- * Thickness tolerance of ± 0.5mm / ± 5% whichever is less - Test method ISO 10545-2.
- * Dimensions: All dimensions in mm tolerance +5% for below 200mm and +3% for above 200mm - Test method ISO 10545-2.
- * Color Shown in catalog may vary with the original tile. Slight shade variation is an inherent property of ceramic/Porcelain tiles.



North Stone Ivory
60x120 cm
Surface: Matt



North Stone Ivory
60x60 cm
Surface: Matt

North Stone Ivory




*North Stone
Series*

North Stone White

TANUM


PORCELAIN



Tanum Ivory
60x60 cm
Surface: Punch Matt



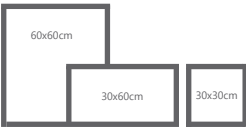
Tanum Beige
60x60 cm
Surface: Punch Matt








Tanum Bone
60x60 cm
Surface: Punch Matt



Tanum Vande
60x60 cm
Surface: Punch Matt



Available Sizes

Skirting Sizes: 8x60 cm 10x60 cm 15x60 cm	Cut Sizes		Multi Size Strips :
		30x60 cm	
Types of edges Bullnose Edge. Straight cut with chambering edge.		30x30 cm	 5x60 cm  10x60 cm  15x60 cm

For customized sizes and finish kindly contact our Sales team.


Packing details

S.No	Sizes	Thickness	Pices/Box	Coverage Area/Box	Remarks
1	60x60cm	8.5 mm	4 Pcs	1.44 Sqm	
2	60x120cm	8.5 mm	2 Pcs	1.44 Sqm	


- * Thickness tolerance of ± 0.5mm / ± 5% whichever is less - Test method ISO 10545-2.
- * Dimensions: All dimensions in mm tolerance +5% for below 200mm and +3% for above 200mm - Test method ISO 10545-2.
- * Color Shown in catalog may vary with the original tile. Slight shade variation is an inherent property of ceramic/Porcelain tiles.




Tanum Samba




Tanum White
60x60 cm
Surface: Punch Matt



Tanum Grey
60x60 cm
Surface: Punch Matt



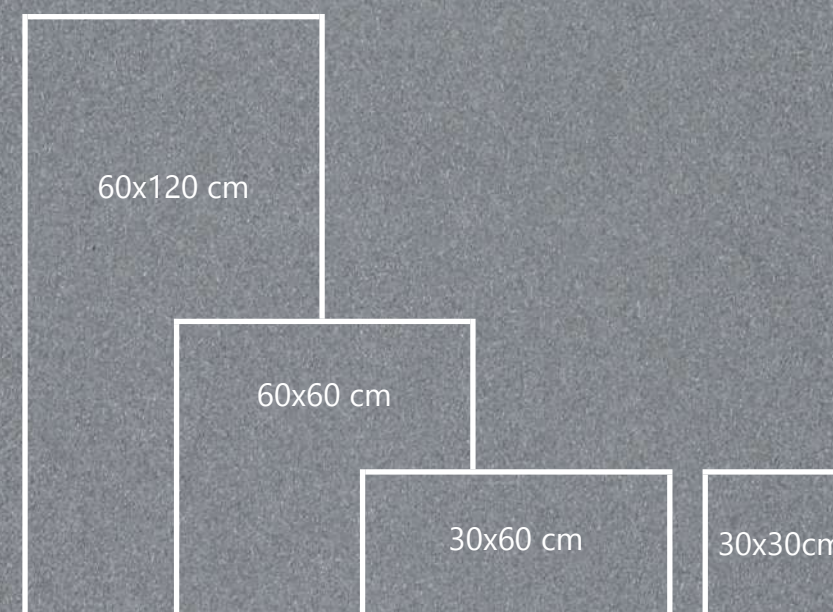
Tanum Samba
60x60 cm
Surface: Punch Matt



Tanum Black
60x60 cm
Surface: Punch Matt

TECHNICAL TILES

Introducing TECHNICAL - the ultimate full body tile solution that delivers unbeatable durability and style. With its strong, uniform structure and resistance to wear and tear, these tiles are perfect for high-traffic areas like commercial establishments or modern homes ! Experience the power of TECHNICAL today and elevate your space with confidence.



WOODZONE

Add a warm woody touch to your space with our engineered wooden tiles—a highly durable and eco-friendly collection of tiles that can be used at multiple locations.

*Natural Inspiration
Crafted to Perfection*



Dakota Natural

Porcelain Wooden Tile|Matt
20x120 cm|Rectified Edge



Dakota Natural

Random Faces

Packing details

S.No	Sizes	Thickness	Pices/Box	Coverage Area/Box	Remarks
1	20x120cm	8,5 mm	6 Pcs	1.44 Sqm	

- * Thickness tolerance of $\pm 0.5\text{mm}$ / $\pm 5\%$ whichever is less - Test method ISO 10545-2.
- * Dimensions: All dimensions in mm tolerance +5% for below 200mm and +3% for above 200mm - Test method ISO 10545-2.
- * Color Shown in catalog may vary with the original tile. Slight shade variation is an inherent property of ceramic/Porcelain tiles.



Alpain Natural

Porcelain Wooden Tile|Matt
20x120 cm|Rectified Edge



Alpain Natural

Random Faces

Packing details

S.No	Sizes	Thickness	Pices/Box	Coverage Area/Box	Remarks
1	20x120cm	8,5 mm	6 Pcs	1.44 Sqm	

- * Thickness tolerance of $\pm 0.5\text{mm}$ / $\pm 5\%$ whichever is less - Test method ISO 10545-2.
- * Dimensions: All dimensions in mm tolerance +5% for below 200mm and +3% for above 200mm - Test method ISO 10545-2.
- * Color Shown in catalog may vary with the original tile. Slight shade variation is an inherent property of ceramic/Porcelain tiles.



Galena Oyster

Porcelain Wooden Tile|Rustic matt
20x120 cm|Rectified Edge



Galena Oyster



Random Faces



Packing details

S.No	Sizes	Thickness	Pices/Box	Coverage Area/Box	Remarks
1	20x120cm	9 mm	5 Pcs	1.20 Sqm	

* Thickness tolerance of $\pm 0.5\text{mm}$ / $\pm 5\%$ whichever is less - Test method ISO 10545-2.

* Dimensions: All dimensions in mm tolerance +5% for below 200mm and +3% for above 200mm - Test method ISO 10545-2.

* Color Shown in catalog may vary with the original tile. Slight shade variation is an inherent property of ceramic/Porcelain tiles.



Chorm Brown

Porcelain Wooden Tile|Punch matt
20x120 cm|Rectified Edge



Chorm Brown



Random Faces



Packing details

S.No	Sizes	Thickness	Pices/Box	Coverage Area/Box	Remarks
1	20x120cm	8,5 mm	6 Pcs	1.44 Sqm	

* Thickness tolerance of $\pm 0.5\text{mm}$ / $\pm 5\%$ whichever is less - Test method ISO 10545-2.


* Dimensions: All dimensions in mm tolerance +5% for below 200mm and +3% for above 200mm - Test method ISO 10545-2.

* Color Shown in catalog may vary with the original tile. Slight shade variation is an inherent property of ceramic/Porcelain tiles.



Bosco Beige

Porcelain Wooden Tile|Matt
20x120 cm|Rectified Edge



Bosco Beige

Random Faces


Packing details

S.No	Sizes	Thickness	Pices/Box	Coverage Area/Box	Remarks
1	20x120cm	8,5 mm	6 Pcs	1.44 Sqm	

- * Thickness tolerance of ± 0.5mm / ± 5% whichever is less - Test method ISO 10545-2.
- * Dimensions: All dimensions in mm tolerance +5% for below 200mm and +3% for above 200mm - Test method ISO 10545-2.
- * Color Shown in catalog may vary with the original tile. Slight shade variation is an inherent property of ceramic/Porcelain tiles.

Bosco Brown

Porcelain Wooden Tile|Matt
20x120 cm|Rectified Edge



Bosco Brown

Random Faces

Packing details

S.No	Sizes	Thickness	Pices/Box	Coverage Area/Box	Remarks
1	20x120cm	8,5 mm	6 Pcs	1.44 Sqm	

- * Thickness tolerance of ± 0.5mm / ± 5% whichever is less - Test method ISO 10545-2.
- * Dimensions: All dimensions in mm tolerance +5% for below 200mm and +3% for above 200mm - Test method ISO 10545-2.
- * Color Shown in catalog may vary with the original tile. Slight shade variation is an inherent property of ceramic/Porcelain tiles.



Angles Zenith

Porcelain Wooden Tile|Rustic matt
20x120 cm|Rectified Edge



Angles Zenith



Random Faces



Packing details

S.No	Sizes	Thickness	Pices/Box	Coverage Area/Box	Remarks
1	20x120cm	8,5 mm	5 Pcs	1.20 Sqm	

* Thickness tolerance of $\pm 0.5\text{mm}$ / $\pm 5\%$ whichever is less - Test method ISO 10545-2.

* Dimensions: All dimensions in mm tolerance +5% for below 200mm and +3% for above 200mm - Test method ISO 10545-2.

* Color Shown in catalog may vary with the original tile. Slight shade variation is an inherent property of ceramic/Porcelain tiles.



Angles Apex

Porcelain Wooden Tile|Rustic matt
20x120 cm|Rectified Edge



Angles Apex



Random Faces



Packing details

S.No	Sizes	Thickness	Pices/Box	Coverage Area/Box	Remarks
1	20x120cm	8,5 mm	5 Pcs	1.20 Sqm	

* Thickness tolerance of $\pm 0.5\text{mm}$ / $\pm 5\%$ whichever is less - Test method ISO 10545-2.

* Dimensions: All dimensions in mm tolerance +5% for below 200mm and +3% for above 200mm - Test method ISO 10545-2.

* Color Shown in catalog may vary with the original tile. Slight shade variation is an inherent property of ceramic/Porcelain tiles.



Versilia Grey

Porcelain Wooden Tile|Rustic matt
20x120 cm|Rectified Edge



Versilia Grey



Random Faces



Packing details

S.No	Sizes	Thickness	Pices/Box	Coverage Area/Box	Remarks
1	20x120cm	8,5 mm	5 Pcs	1.20 Sqm	

- * Thickness tolerance of ± 0.5mm / ± 5% whichever is less - Test method ISO 10545-2.
- * Dimensions: All dimensions in mm tolerance +5% for below 200mm and +3% for above 200mm - Test method ISO 10545-2.
- * Color Shown in catalog may vary with the original tile. Slight shade variation is an inherent property of ceramic/Porcelain tiles.

Balboa Bianco

Porcelain Wooden Tile|Matt
20x120 cm|Rectified Edge



Balboa Bianco



Random Faces



Packing details

S.No	Sizes	Thickness	Pices/Box	Coverage Area/Box	Remarks
1	20x120cm	8,5 mm	6 Pcs	1.44 Sqm	

- * Thickness tolerance of ± 0.5mm / ± 5% whichever is less - Test method ISO 10545-2.
- * Dimensions: All dimensions in mm tolerance +5% for below 200mm and +3% for above 200mm - Test method ISO 10545-2.
- * Color Shown in catalog may vary with the original tile. Slight shade variation is an inherent property of ceramic/Porcelain tiles.



OUTDOOR

Upscale your outdoors with our superior collection of durable and versatile outdoor tiles. A sustainable choice to revamp your outdoor.

60x120x2cm

60x60x2cm

DOLOMITI

PORCELAIN



Dolomiti Grey
60x120x2 cm
Surface: Rustic Matt



Dolomiti Beige
60x120x2 cm
Surface: Rustic Matt



Dolomiti Grey
60x60x2 cm
Surface: Rustic Matt



Dolomiti Beige
60x60x2 cm
Surface: Rustic Matt

Packing details

S.No	Sizes	Thickness	Pices/Box	Coverage Area/Box	Remarks
1	60x60cm	20 mm	2 Pcs	0.72 Sqm	
2	60x120cm	20 mm	1 Pcs	0.72 Sqm	

- * Thickness tolerance of $\pm 0.5\text{mm}$ / $\pm 5\%$ whichever is less - Test method ISO 10545-2.
- * Dimensions: All dimensions in mm tolerance +5% for below 200mm and +3% for above 200mm - Test method ISO 10545-2.
- * Color Shown in catalog may vary with the original tile. Slight shade variation is an inherent property of ceramic/Porcelain tiles.




Dolomiti Grey

PORCELAIN



Danube Grey
60x120x2 cm
Surface: Rustic Matt



Danube Lime Grey
60x120x2 cm
Surface: Rustic Matt



Danube Grey
60x60x2 cm
Surface: Rustic Matt



Danube Lime Grey
60x60x2 cm
Surface: Rustic Matt



Packing details

S.No	Sizes	Thickness	Pices/Box	Coverage Area/Box	Remarks
1	60x60cm	20 mm	2 Pcs	0.72 Sqm	
2	60x120cm	20 mm	1 Pcs	0.72 Sqm	

* Thickness tolerance of ± 0.5mm / ± 5% whichever is less - Test method ISO 10545-2.
* Dimensions: All dimensions in mm tolerance +5% for below 200mm and +3% for above 200mm - Test method ISO 10545-2.
* Color Shown in catalog may vary with the original tile. Slight shade variation is an inherent property of ceramic/Porcelain tiles.



Danube Lime Grey



*Danube
Series*

Danube Grey

CAPPUCINO

PORCELAIN



Cappucino Grey
60x120x2 cm
Surface: Rustic Matt



Cappucino Beige
60x120x2 cm
Surface: Rustic Matt



Cappucino Grey
60x60x2 cm
Surface: Rustic Matt



Cappucino Beige
60x60x2 cm
Surface: Rustic Matt

Packing details

S.No	Sizes	Thickness	Pices/Box	Coverage Area/Box	Remarks
1	60x60cm	20 mm	1 Pcs	0.72 Sqm	
2	60x120cm	20 mm	2 Pcs	0.72 Sqm	

- * Thickness tolerance of ± 0.5mm / ± 5% whichever is less - Test method ISO 10545-2.
- * Dimensions: All dimensions in mm tolerance +5% for below 200mm and +3% for above 200mm - Test method ISO 10545-2.
- * Color Shown in catalog may vary with the original tile. Slight shade variation is an inherent property of ceramic/Porcelain tiles.

OUTDOOR

PORCELAIN



Sand Stone Grey
60x120x2 cm
Surface: Rustic Matt



Ardosia Black
60x120x2 cm
Surface: Rustic Matt



Sand Stone Grey
60x60x2 cm
Surface: Rustic Matt



Ardosia Black
60x60x2 cm
Surface: Rustic Matt

Packing details

S.No	Sizes	Thickness	Pices/Box	Coverage Area/Box	Remarks
1	60x60cm	20 mm	2 Pcs	0.72 Sqm	
2	60x120cm	20 mm	1 Pcs	0.72 Sqm	

- * Thickness tolerance of ± 0.5mm / ± 5% whichever is less - Test method ISO 10545-2.
- * Dimensions: All dimensions in mm tolerance +5% for below 200mm and +3% for above 200mm - Test method ISO 10545-2.
- * Color Shown in catalog may vary with the original tile. Slight shade variation is an inherent property of ceramic/Porcelain tiles.

PAVER GLODEN WHITE

PORCELAIN

- 
Frost resistance
- 
Fire resistance
- 
Does not absorb liquids
- 
Easy cleaning and care
- 
Resistance to stains
- 
Light-fast colors
- 
Resistance to household chemicals
- 
Resistance to deep abrasion
- 
Thermal shock resistance



Paver Golden White
60x60x2 cm
Surface: Matt

Packing details

S.No	Sizes	Thickness	Pices/Box	Coverage Area/Box	Remarks
1	60x60cm	20 mm	2 Pcs	0.72 Sqm	
2	60x120cm	20 mm	1 Pcs	0.72 Sqm	

- * Thickness tolerance of ± 0.5mm / ± 5% whichever is less - Test method ISO 10545-2.
- * Dimensions: All dimensions in mm tolerance +5% for below 200mm and +3% for above 200mm - Test method ISO 10545-2.
- * Color Shown in catalog may vary with the original tile. Slight shade variation is an inherent property of ceramic/Porcelain tiles.



Paver Golden White

CERAMIC

Elevate the ambience of your home with our exclusive wall tiles collection. A scratch, stain and chemical-resistant array of tiles to glam up your walls.



30x60 cm

30x30 cm



3148 SERIES

Ceramic Tile | Glossy
Wall 30x60 cm | Floor 30x30 cm



3148 LT



3148 HL1



3148 Floor 30x30cm

Packing details

S.No	Sizes	Thickness	Pices/Box	Coverage Area/Box	Remarks
1	30x60cm	8 mm	5 Pcs	0.90 Sqm	
2	30x30cm	8 mm	9 Pcs	0.81 Sqm	

* Note : Color Shown in catalog may vary with the original tile. Slight shade variation is an inherent property of ceramic/Porcelain tiles.

3113 SERIES

Ceramic Tile | Glossy
Wall 30x60 cm | Floor 30x30 cm



3113 LT



3113 HL5



3113 HL4



3113 Floor 30x30cm

Packing details

S.No	Sizes	Thickness	Pices/Box	Coverage Area/Box	Remarks
1	30x60cm	8 mm	5 Pcs	0.90 Sqm	
2	30x30cm	8 mm	9 Pcs	0.81 Sqm	

* Note : Color Shown in catalog may vary with the original tile. Slight shade variation is an inherent property of ceramic/Porcelain tiles.



3106 SERIES

Ceramic Tile | Glossy
Wall 30x60 cm | Floor 30x30 cm



3106 LT



3106 HL2



3106 HL1



3106 Floor 30x30cm

Packing details

S.No	Sizes	Thickness	Pices/Box	Coverage Area/Box	Remarks
1	30x60cm	8 mm	5 Pcs	0.90 Sqm	
2	30x30cm	8 mm	9 Pcs	0.81 Sqm	

* Note : Color Shown in catalog may vary with the original tile. Slight shade variation is an inherent property of ceramic/Porcelain tiles.



3107 SERIES


Ceramic Tile | Glossy
Wall 30x60 cm | Floor 30x30 cm



3107 LT



3107 HL4



3107 HL2



3107 Floor 30x30cm

Packing details

S.No	Sizes	Thickness	Pices/Box	Coverage Area/Box	Remarks
1	30x60cm	8 mm	5 Pcs	0.90 Sqm	
2	30x30cm	8 mm	9 Pcs	0.81 Sqm	

* Note : Color Shown in catalog may vary with the original tile. Slight shade variation is an inherent property of ceramic/Porcelain tiles.



3108 SERIES

Ceramic Tile | Glossy
Wall 30x60 cm | Floor 30x30 cm



3108 LT



3108 HL1



3108 Floor 30x30cm

Packing details


S.No	Sizes	Thickness	Pices/Box	Coverage Area/Box	Remarks
1	30x60cm	8 mm	5 Pcs	0.90 Sqm	
2	30x30cm	8 mm	9 Pcs	0.81 Sqm	

* Note : Color Shown in catalog may vary with the original tile. Slight shade variation is an inherent property of ceramic/Porcelain tiles.



3135 SERIES

Ceramic Tile | Glossy
Wall 30x60 cm | Floor 30x30 cm




3135 DK



3135 HL



3135 HL



3135 Floor 30x30cm

Packing details

S.No	Sizes	Thickness	Pices/Box	Coverage Area/Box	Remarks
1	30x60cm	8 mm	5 Pcs	0.90 Sqm	
2	30x30cm	8 mm	9 Pcs	0.81 Sqm	

* Note : Color Shown in catalog may vary with the original tile. Slight shade variation is an inherent property of ceramic/Porcelain tiles.




BAY BLANCO

Ceramic Tile | Glossy
Wall 30x60 cm | Floor 30x30 cm



Bay Blanco



Bay Grey Decor



Bay Blanco Floor 30x30cm

Packing details

S.No	Sizes	Thickness	Pices/Box	Coverage Area/Box	Remarks
1	30x60cm	8 mm	5 Pcs	0.90 Sqm	
2	30x30cm	8 mm	9 Pcs	0.81 Sqm	

7677 SERIES

Ceramic Tile | Glossy
Wall 30x60 cm | Floor 30x30 cm



7677 LT



7677 HL



7677 DK



7677 LT Floor 30x30cm



7677 DK Floor 30x30cm

Packing details

S.No	Sizes	Thickness	Pices/Box	Coverage Area/Box	Remarks
1	30x60cm	8 mm	5 Pcs	0.90 Sqm	
2	30x30cm	8 mm	9 Pcs	0.81 Sqm	

* Note : Color Shown in catalog may vary with the original tile. Slight shade variation is an inherent property of ceramic/Porcelain tiles.



HORIZON BASE


Ceramic Tile | Glossy
Wall 30x60 cm | Floor 30x30 cm



Horizon Base



Horizon Decor D



Horizon Floor 30x30cm

Packing details

S.No	Sizes	Thickness	Pices/Box	Coverage Area/Box	Remarks
1	30x60cm	8 mm	5 Pcs	0.90 Sqm	
2	30x30cm	8 mm	9 Pcs	0.81 Sqm	

7668 SERIES


Ceramic Tile | Glossy
Wall 30x60 cm | Floor 30x30 cm



7668 Base



7668 Decor A



7668 Floor 30x30cm

Packing details

S.No	Sizes	Thickness	Pices/Box	Coverage Area/Box	Remarks
1	30x60cm	8 mm	5 Pcs	0.90 Sqm	
2	30x30cm	8 mm	9 Pcs	0.81 Sqm	

* Note : Color Shown in catalog may vary with the original tile. Slight shade variation is an inherent property of ceramic/Porcelain tiles.

3183 SERIES

Ceramic Tile | Glossy
Wall 30x60 cm | Floor 30x30 cm



3183 LT



3183 HL



3183 DK



3183 DK Floor 30x30cm



3183 LT Floor 30x30cm

3058 & 3059 SERIES

Ceramic Tile | Glossy
Wall 30x60 cm | Floor 30x30 cm




3058 LT



3058 HL



3059 DK



3059 DK Floor 30x30cm

Packing details

S.No	Sizes	Thickness	Pices/Box	Coverage Area/Box	Remarks
1	30x60cm	8 mm	5 Pcs	0.90 Sqm	
2	30x30cm	8 mm	9 Pcs	0.81 Sqm	

* Note : Color Shown in catalog may vary with the original tile. Slight shade variation is an inherent property of ceramic/Porcelain tiles.

3025 SERIES

Ceramic Tile | Glossy
Wall 30x60 cm | Floor 30x30 cm



3025 LT



3025 HL



3025 DK




3025 Floor 30x30cm

3217 SERIES

Ceramic Tile | Glossy
Wall 30x60 cm | Floor 30x30 cm



3217 LT



3217 HL



3217 DK



3217 Floor 30x30cm

Packing details

S.No	Sizes	Thickness	Pices/Box	Coverage Area/Box	Remarks
1	30x60cm	8 mm	5 Pcs	0.90 Sqm	
2	30x30cm	8 mm	9 Pcs	0.81 Sqm	

* Note : Color Shown in catalog may vary with the original tile. Slight shade variation is an inherent property of ceramic/Porcelain tiles.



3150 SERIES

Ceramic Tile | Glossy
Wall 30x60 cm | Floor 30x30 cm



3150 LT



3150 HL



3150 DK



3150 Floor 30x30cm

Packing details


S.No	Sizes	Thickness	Pices/Box	Coverage Area/Box	Remarks
1	30x60cm	8 mm	5 Pcs	0.90 Sqm	
2	30x30cm	8 mm	9 Pcs	0.81 Sqm	

* Note : Color Shown in catalog may vary with the original tile. Slight shade variation is an inherent property of ceramic/Porcelain tiles.



5094 SERIES


Ceramic Tile | Matt
Wall 30x60 cm | Floor 30x30 cm



5094 LT



5094 HL



5094 Floor 30x30cm

Packing details

S.No	Sizes	Thickness	Pices/Box	Coverage Area/Box	Remarks
1	30x60cm	8 mm	5 Pcs	0.90 Sqm	
2	30x30cm	8 mm	9 Pcs	0.81 Sqm	



CHIARO BASE

Ceramic Tile | Matt
Wall 30x60 cm | Floor 30x30 cm



Chiaro Base



Chiaro Decor B



Chiaro Floor 30x30cm

Packing details

S.No	Sizes	Thickness	Pices/Box	Coverage Area/Box	Remarks
1	30x60cm	8 mm	5 Pcs	0.90 Sqm	
2	30x30cm	8 mm	9 Pcs	0.81 Sqm	

9360 SERIES

Ceramic Tile | Matt
Wall 30x60 cm | Floor 30x30 cm



9360 LT



9360 Decor



9360 DK



9360 LT Floor 30x30cm



9360 DK Floor 30x30cm

Packing details

S.No	Sizes	Thickness	Pices/Box	Coverage Area/Box	Remarks
1	30x60cm	8 mm	5 Pcs	0.90 Sqm	
2	30x30cm	8 mm	9 Pcs	0.81 Sqm	

* Note : Color Shown in catalog may vary with the original tile. Slight shade variation is an inherent property of ceramic/Porcelain tiles.



9371 SERIES

Ceramic Tile | Matt
Wall 30x60 cm | Floor 30x30 cm



9371 LT



9371 Decor B



9371 DK



9371 LT Floor 30x30cm



9371 DK Floor 30x30cm

Packing details

S.No	Sizes	Thickness	Pices/Box	Coverage Area/Box	Remarks
1	30x60cm	8 mm	5 Pcs	0.90 Sqm	
2	30x30cm	8 mm	9 Pcs	0.81 Sqm	

CA 2552 SERIES

Ceramic Tile | Matt
Wall 30x60 cm | Floor 30x30 cm



CA 2552 LT



CA 2552 Decor



CA 2552 DK



CA 2552 LT Floor 30x30cm



CA 2552 DK Floor 30x30cm

Packing details

S.No	Sizes	Thickness	Pices/Box	Coverage Area/Box	Remarks
1	30x60cm	8 mm	5 Pcs	0.90 Sqm	
2	30x30cm	8 mm	9 Pcs	0.81 Sqm	

* Note : Color Shown in catalog may vary with the original tile. Slight shade variation is an inherent property of ceramic/Porcelain tiles.

5081 SERIES

Ceramic Tile | Matt
30x60 cm



5081 LT



5081 HL



5081 LT



5081 LT FL

5083 SERIES

Ceramic Tile | Matt
30x60 cm



5083 LT



5083 HL



5083 LT



5083 FL

Packing details

S.No	Sizes	Thickness	Pices/Box	Coverage Area/Box	Remarks
1	30x60cm	8 mm	5 Pcs	0.90 Sqm	
2	30x30cm	8 mm	9 Pcs	0.81 Sqm	

* Note : Color Shown in catalog may vary with the original tile. Slight shade variation is an inherent property of ceramic/Porcelain tiles.





20222 SERIES

Ceramic Tile | Glossy
Wall 30x45 cm | Floor 30x30 cm



20222 LT



20222 HL3



20222 DK



20222 DK Floor 30x30cm


Packing details

S.No	Sizes	Thickness	Pices/Box	Coverage Area/Box	Remarks
1	30x45cm	8 mm	6 Pcs	0.81 Sqm	
2	30x30cm	8 mm	9 Pcs	0.81 Sqm	

* Note : Color Shown in catalog may vary with the original tile. Slight shade variation is an inherent property of ceramic/Porcelain tiles.

20299 SERIES

Ceramic Tile | Glossy
Wall 30x45 cm | Floor 30x30 cm




20299 LT



20299 HL1



20299 DK



20299 DK Floor 30x30cm

Packing details

S.No	Sizes	Thickness	Pices/Box	Coverage Area/Box	Remarks
1	30x45cm	8 mm	6 Pcs	0.81 Sqm	
2	30x30cm	8 mm	9 Pcs	0.81 Sqm	

* Note : Color Shown in catalog may vary with the original tile. Slight shade variation is an inherent property of ceramic/Porcelain tiles.



20363 SERIES

Ceramic Tile | Glossy
Wall 30x45 cm | Floor 30x30 cm



20363 LT



20363 HL1



20363 DK



20363 DK Floor 30x30cm

Packing details

S.No	Sizes	Thickness	Pices/Box	Coverage Area/Box	Remarks
1	30x45cm	8 mm	6 Pcs	0.81 Sqm	
2	30x30cm	8 mm	9 Pcs	0.81 Sqm	

* Note : Color Shown in catalog may vary with the original tile. Slight shade variation is an inherent property of ceramic/Porcelain tiles.

20480 SERIES

Ceramic Tile | Glossy
Wall 30x45 cm | Floor 30x30 cm



20480 LT



20480 HL2



20480 DK



20480 DK Floor 30x30cm

Packing details

S.No	Sizes	Thickness	Pices/Box	Coverage Area/Box	Remarks
1	30x45cm	8 mm	6 Pcs	0.81 Sqm	
2	30x30cm	8 mm	9 Pcs	0.81 Sqm	

* Note : Color Shown in catalog may vary with the original tile. Slight shade variation is an inherent property of ceramic/Porcelain tiles.



21016 SERIES

Ceramic Tile | Glossy
Wall 30x45 cm | Floor 30x30 cm



21016 LT



21016 HL1



21016 DK



21016 DK Floor 30x30cm

Packing details

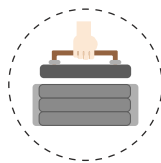
S.No	Sizes	Thickness	Pices/Box	Coverage Area/Box	Remarks
1	30x45cm	8 mm	6 Pcs	0.81 Sqm	
2	30x30cm	8 mm	9 Pcs	0.81 Sqm	

* Note : Color Shown in catalog may vary with the original tile. Slight shade variation is an inherent property of ceramic/Porcelain tiles.



INSTALLATION PROCESS

INSTALLATION PROCESS



HANDLING

- *To prevent breakage, we recommended to keep all Large Format Tiles in their original packaging during handling.
- *Tiles measuring 60x120cm or less can be handled by hand.
- *To handle Large Format Tiles, we recommend to use lifting tools with a sufficient load capacity.
- *The use of forklift is recommended; however, it has to be equipped with following fork details:

- *Minimum length of 1.2 m if the crates are handled resting on the long side
- *Minimum length of 2.1 m if the crates are handled resting on the short side.
- *It is recommended that you handle the Frame individually.



CUTTING

- *When cutting Large Format Tiles, we recommend to use professional dry cutters. Using other tools may lead to uneven cuts or breakage of the material.

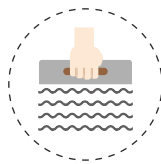
- *It is recommended to check the cutter blade before any cut. A damaged blade increases the risk of damage.



BLACKROUND / BASE / SCREED

- *Prepare a screed with a perfectly flat, dry, compact, dust-free surface, with no cracks or other visible damage. The ideal height difference should be no more than 3 mm, measured using a 2 m spirit level.
- *In case of slightly cracked or non-solid screed, it is recommended to use as crack preventing mat between substrate & slab. Screed should have suitable.

- *Hardness and mechanical resistance to stresses due to the final uses. It should be prepared using perimeter bands & all structural expansion joints as necessary.
- *It should be according to BS 8204-1-2003 or DIN 18560 standards.



LAYING WITH ADHESIVES

- *We recommend laying with this technique. Which should be carried out by suitably qualified workers with appropriate equipment.
- *Which choosing the adhesive we recommend you to bear in mind the following type of Large Format Tiles (group to which they belongs and size), type of surface to be tiled and intended use of room.
- *Adhesive should be applied on the floor as well as on back-side of the tiles with 3-4mm thickness.
- *To make corrections we recommend you to check the material before the adhesive dries.
- *Adhesive will vary depending on the surface so follow manufacture recommendation. Cementitious Adhesive (C2 Category-C2TES1) is recommended.
- *Apply the adhesive onto the back of the slab with a 3mm trowel and should be well distributed on corners & edges.

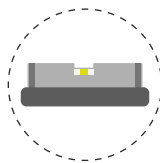
- *It must be spread over in one direction only. Ideally it should be spread towards shortest direction of the tile.
- *Spread the adhesive for one tile (pc) onto the floor substrate using a 15mm U-notch or a 10mm V-notch trowel and following the same direction as previously applied to the back of the slab. Adhesive should have 100% contact with tiles/substrate to avoid hollow sounding.
- *It is recommended to start from the centre of the slabs and then move towards the edges.
- *Tap the slab with a rubber mallet for a complete tamping ensuring the air is expelled.
- *It is recommended to handle slabs with appropriate equipment



JOINTS

- *Deciding where to position the joints is also a part of the work which should be entrusted to qualified workers.
- *The joints must be positioned:
 - *On structural connections (structural joints)
 - *Between the wall and the floor (perimeter joints)
 - *Between one tile and another (laying joints or gaps)
 - *Between tiles and other materials (e.g. pairings between ceramic, linoleum, or wood).

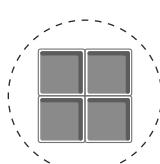
- *A 2 mm joint spacer is suggested for all sizes.
- *For Large Format Tiles, a 2 mm joint is strongly recommended, as well as proper positioning of spacers on floor sides.
- *With help of 2 mm spacer & thanks to a 0.8 caliber (meaning that a 120x240cm minimal size actually measures 1198x2398mm), different sized tiles can be used within a single floor pattern, while still achieving perfect laying.



USE OF TILE LEVELLING SYSTEM

- *For optimum surface performances, it is strongly recommended to use a tile levelling system

- *This solution also acts as a spacer for joints, thus contributing to make the installation more accurate.



GROUTING

- *We recommend you to use grout with the same colour as the product.
- *We recommend you to wait for the adhesive to dry completely before grouting the joints.
- *We also advise you to ensure there is no adhesive or dust in the joints.
- *Apply the grout using rubber trowel.
- *Both cement & epoxy grout can be used. It is not recommended to use grouting with coloured pigments in contrast with colour of tiles.
- *We recommend you to grout no more than 4-5 square metres of tiling at a time. This applies in particular when laying textured, non-slip and polished tiles.

- *You are advised to remove all excess grout from the tile surface while the grout is still wet, working in diagonal movements. This applies in particular to tiles laid in outdoor areas.
- *Use a damp sponge and perfectly clean water to thoroughly clean the entire tiled surface and the joints.
- *We then recommend that you dry the surface with a damp cloth.
- *Considering how quickly epoxy grouts set, if these are used, we recommend you to clean the excess grout immediately with a sponge and plenty of water.
- *On the day after grouting, you should give the laid tiles a second cleaning with alkaline detergents.



CLEANING AFTER LAYING

- *Thorough initial cleaning is essential to ensure the tiles a long-lasting appearance over time. It should not be carried out until at least 4 to 5 days after laying and grouting but no later than 10 days afterwards.
- *For washing, we advise you to use an acid-based product, diluted according to the instructions provided by the manufacturer. However, we advise against the use of products containing hydrofluoric acid or derivatives thereof.
- *It is a good idea to use a piece of unglazed tile, or a hidden part of the laid tiles, to check the resistance of the ceramic surface to the acid. This applies in particular when laying honed or polished tiles.

- *When you start washing, it is worthwhile soaking the tiled surface first of all, focusing in particular on the joints. The acid solution must be left to work for no more than two minutes and must never be left to dry.
- *To remove the acid solution, one of the following methods should be used: single-brush machine equipped with a non-abrasive disc, a wet vacuum, or washing by hand. After removing the solution, we recommend you rinse the tiled surface thoroughly.
- *In the event that machines are used, we suggest that you finish off the job by hand in the harder to reach spots, such as the corners of the walls.



ORDINARY CLEANING AND CARE OF SURFACES

- *For ordinary cleaning, simply wash with warm water and cloths and/or soft sponges. If necessary, neutral detergents can also be used. If you have non-neutral detergents, remember to test their effects on a piece of an unglazed tile or on a hidden part of the tiled surface.
- *Abrasive cleaners should not be used on glossy and/or polished tiles; this kind of detergent can be used on tiles with matt surfaces though: in the event, you should still test the effects on a piece of an unglazed tile or on a hidden part of the tiled surface.
- *We also advise against the use of soaps, waxes, or rinse aids.

- *To remove traces of grease or oil on the surfaces, we suggest you use detergents with organic or alkaline solvents (pH > 9), rinsing properly at the end.
- *In large areas, appropriate industrial washer-dryers can be used, taking care to finish off drying by hand where necessary.
- *Abrasive tools (such as metal pads or rigid brushes) should not be used on tiled surfaces.
- *After installation of the floor, it should be properly covered with suitable material in order to prevent tiles from damage or scratches because of on-site processing. It is also important not to drag heavy objects across the surface to avoid scratches.



TECHNICAL DETAILS

TECHNICAL SPECIFICATION
PORCELAIN 60X60CM

S.No	CHARACTERISTICS	IS 15622:2017 Group Bla	ISO 13006:2018 Group Bla	EN 14411:2016 Group Bla	TEST METHOD	MILANO VALUE
A	DIMENSION & SURFACE QUALITY					
I	Length & Width	±0.1%	±0.3%	±0.6%		±0.1%
II	Thickness	±5.0%	±5.0%	±5.0%		±4%
III	Straightness of Side	±0.1%	±0.3%	±0.3%		±0.1%
IV	Rectengularity	±0.1%	±0.3%	±0.3%		±0.1%
V	Surface Flatness				ISO 10545-2	
a	Center curvatuē (%)	±0.5%	±0.4%	±0.4%		±0.2%
b	Edge curvatuē (%)	±0.5%	±0.4%	±0.4%		±0.2%
c	Corner warpage (%)	±0.5%	±0.4%	±0.4%		±0.2%
VI	Surface Quality	Min. 95% of tiles will be free from visible defects	Min. 95% of tiles will be free from visible defects	Min. 95% of tiles will be free from visible defects		Min. 98% of tiles will be free from visible defects
B	PHYSICAL PROPERTIES					
I	Water Absorption	<0.08% Ind Max 0.1%	<0.5% Ind Max 0.6%	<0.5% Ind Max 0.6%	ISO 10545-3	<0.05%
II	Modulus of Rupture [N/mm2]	Av 35 Individual 32 min	Av 35 Individual 32 min	Av 35 Individual 32 min	ISO 10545-4	>45
III	Breaking Strength in N	700 for <7.5mm thickness 1300 for ≥7.5mm thickness	700 for <7.5mm thickness 1300 for ≥7.5mm thickness	700 for <7.5mm thickness 1300 for ≥7.5mm thickness	ISO 10545-4	>2000
IV	Moisture Expansion in mm/m	0.02	0.06% /0.6mm/m	0.06% /0.6mm/m	ISO 10545-10	Nil
V	Resistance to Abrasion of glazed tiles (Class I to V)	Min Class 2	Depending on surface (As reported)	Depending on surface (As reported)	ISO 10545-7	Min Class 3 for PGVT
VI	Coefficient of linear thermal expansion from embiant temperature to 100 °C	6 X 10 ⁻⁶ K ⁻¹			ISO 10545-8	6 X 10 ⁻⁶ K ⁻¹ max
VII	Thermal Shock Resistance	10 Cycle Passed	10 Cycle min	10 Cycle min	ISO 10545-9	10 Cycle min
VIII	Crazing Resistance	4 Cycle	2 Cycle (@5 bar)	2 Cycle (@5 bar)	ISO 10545-11	4 Cycle passed
IX	Frost Resistance	100 Cycle	Required	Required	ISO 10545-12	Passed
X	Impact Resistance	0.55	0.55	0.55	ISO 10545-5	0.75 (for Light Duty Installation)
XI	Bulk Density	2.2	Not Required	Not Required		2.2 gm/cc.min
C	CHEMICAL PROPERTIES					
I	Stain Resistance	Min Class 1	Min Class 3	Min Class 3	ISO 10545-14	Class 3
II	Resistance to household chemicals	Class AA	Min Class B	Min Class B	ISO 10545-13	Class A
III	Resistance to Acid and Alkalies				ISO 10545-13	Class A

TECHNICAL SPECIFICATION
PORCELAIN 60X120CM

S.No	CHARACTERISTICS	IS 15622:2017 Group Bla	ISO 13006:2018 Group Bla	EN 14411:2016 Group Bla	TEST METHOD	MILANO VALUE
A	DIMENSION & SURFACE QUALITY					
I	Length & Width	±0.1%	±0.3%	±0.6%		±0.1%
II	Thickness	±5.0%	±5.0%	±5.0%		±4%
III	Straightness of Side	±0.1%	±0.3%	±0.3%		±0.1%
IV	Rectengularity	±0.1%	±0.3%	±0.3%		±0.1%
V	Surface Flatness				ISO 10545-2	
a	Center curvatuē (%)	±0.5%	±0.4%	±0.4%		±0.2%
b	Edge curvatuē (%)	±0.5%	±0.4%	±0.4%		±0.2%
c	Corner warpage (%)	±0.5%	±0.4%	±0.4%		±0.2%
VI	Surface Quality	Min. 95% of tiles will be free from visible defects	Min. 95% of tiles will be free from visible defects	Min. 95% of tiles will be free from visible defects		Min. 98% of tiles will be free from visible defects
B	PHYSICAL PROPERTIES					
I	Water Absorption	<0.08% Ind Max 0.1%	<0.5% Ind Max 0.6%	<0.5% Ind Max 0.6%	ISO 10545-3	<0.05%
II	Modulus of Rupture [N/mm2]	Av 35 Individual 32 min	Av 35 Individual 32 min	Av 35 Individual 32 min	ISO 10545-4	>45
III	Breaking Strength in N	700 for <7.5mm thickness 1300 for ≥7.5mm thickness	700 for <7.5mm thickness 1300 for ≥7.5mm thickness	700 for <7.5mm thickness 1300 for ≥7.5mm thickness	ISO 10545-4	>2000
IV	Moisture Expansion in mm/m	0.02	0.06% /0.6mm/m	0.06% /0.6mm/m	ISO 10545-10	Nil
V	Resistance to Abrasion of glazed tiles (Class I to V)	Min Class 2	Depending on surface (As reported)	Depending on surface (As reported)	ISO 10545-7	Min Class 3 for PGVT
VI	Coefficient of linear thermal expansion from embiant temperature to 100 °C	6 X 10 ⁻⁶ K ⁻¹			ISO 10545-8	6 X 10 ⁻⁶ K ⁻¹ max
VII	Thermal Shock Resistance	10 Cycle Passed	10 Cycle min	10 Cycle min	ISO 10545-9	10 Cycle min
VIII	Crazing Resistance	4 Cycle	2 Cycle (@5 bar)	2 Cycle (@5 bar)	ISO 10545-11	4 Cycle passed
IX	Frost Resistance	100 Cycle	Required	Required	ISO 10545-12	Passed
X	Impact Resistance	0.55	0.55	0.55	ISO 10545-5	0.75 (for Light Duty Installation)
XI	Bulk Density	2.2	Not Required	Not Required		2.2 gm/cc.min
C	CHEMICAL PROPERTIES					
I	Stain Resistance	Min Class 1	Min Class 3	Min Class 3	ISO 10545-14	Class 3
II	Resistance to household chemicals	Class AA	Min Class B	Min Class B	ISO 10545-13	Class A
III	Resistance to Acid and Alkalies				ISO 10545-13	Class A

TECHNICAL SPECIFICATION

PORCELAIN 20X120CM

S.No	CHARACTERISTICS	IS 15622:2017 Group Bla	ISO 13006:2018 Group Bla	EN 14411:2016 Group Bla	TEST METHOD	MILANO VALUE
A	DIMENSION & SURFACE QUALITY					
I	Length & Width	±0.1%	±0.3%	±0.6%		±0.1%
II	Thickness	±5.0%	±5.0%	±5.0%		±4%
III	Straightness of Side	±0.1%	±0.3%	±0.5%		±0.1%
IV	Rectengularity	±0.1%	±0.3%	±0.5%		±0.1%
V	Surface Flatness				ISO 10545-2	
a	Center curvatu e (%)	±0.5%	±0.4%	±0.5%		±0.2%
b	Edge curvatu e (%)	±0.5%	±0.4%	±0.5%		±0.2%
c	Corner warpage (%)		±0.4%	±0.5%		±0.2%
VI	Surface Quality	Min. 95% of tiles will be free from visible defects	Min. 95% of tiles will be free from visible defects	Min. 95% of tiles will be free from visible defects		Min. 98% of tiles will be free from visible defects
B	PHYSICAL PROPERTIES					
I	Water Absorption	<0.03%	<0.5% Ind Max 0.6%	<0.5% Ind Max 0.6%	ISO 10545-3	<0.05%
II	Modulus of Rupture [N/mm2]	Av 30 Individual 27 min	Av 35 Individual 32 min	Av 35 Individual 32 min	ISO 10545-4	>45
III	Breaking Strength in N	700 for <7.5mm thickness 1100 for ≥7.5mm thickness	700 for <7.5mm thickness 1300 for ≥7.5mm thickness	700 for <7.5mm thickness 1300 for ≥7.5mm thickness	ISO 10545-4	>2000
IV	Moisture Expansion in mm/m	0.02	0.06% /0.6mm/m	0.06% /0.6mm/m	ISO 10545-10	Nil
V	Resistance to Abrasion of glazed tiles (Class I to V)	Min Class 2	Depending on surface (As reported)	Depending on surface (As reported)	ISO 10545-7	Class 4 for GVT Class 3 for GVT
VI	Coefficient of linear thermal expansion from embiant temperature to 100 °C	7 X 10 ⁻⁶ K ⁻¹			ISO 10545-8	5 X 10 ⁻⁶ K ⁻¹ max
VII	Thermal Shock Resistance	10 Cycle Passed	10 Cycle min	10 Cycle min	ISO 10545-9	10 Cycle min
VIII	Crazing Resistance	4 Cycle	2 Cycle (@5 bar)	2 Cycle (@5 bar)	ISO 10545-11	4 Cycle passed
IX	Frost Resistance	100 Cycle	Required	Required	ISO 10545-12	Passed
X	Impact Resistance	0.55	0.55	0.55	ISO 10545-5	0.75
XI	Bulk Density	2.2	Not Required	Not Required		2.2 gm/cc.min
C	CHEMICAL PROPERTIES					
I	Stain Resistance	Min Class 1	Min Class 3	Min Class 3	ISO 10545-14	Class 3
II	Resistance to household chemicals	Class AA	Min Class B	Min Class B	ISO 10545-13	Class A
III	Resistance to Acid and Alkalies				ISO 10545-13	Class A

TECHNICAL SPECIFICATION

CERAMIC 30X60 30X45CM

S.No	CHARACTERISTICS	IS 15622:2017 Group Bla	ISO 13006:2018 Group Bla	EN 14411:2016 Group Bla	TEST METHOD	MILANO VALUE
A	DIMENSION & SURFACE QUALITY					
I	Length & Width	±0.1%	±0.3%	±0.6%		±0.1%
II	Thickness	±5.0%	±5.0%	±5.0%		±4%
III	Straightness of Side	±0.1%	±0.3%	±0.3%		±0.1%
IV	Rectengularity	±0.1%	±0.3%	±0.3%		±0.1%
V	Surface Flatness				ISO 10545-2	
a	Center curvatu e (%)	±0.5%	±0.4%	±0.4%		±0.2%
b	Edge curvatu e (%)	±0.5%	±0.4%	±0.4%		±0.2%
c	Corner warpage (%)	±0.5%	±0.4%	±0.4%		±0.2%
VI	Surface Quality	Min. 95% of tiles will be free from visible defects	Min. 95% of tiles will be free from visible defects	Min. 95% of tiles will be free from visible defects		Min. 98% of tiles will be free from visible defects
B	PHYSICAL PROPERTIES					
I	Water Absorption	<0.08% Ind Max 0.1%	<0.5% Ind Max 0.6%	<0.5% Ind Max 0.6%	ISO 10545-3	<0.05%
II	Modulus of Rupture [N/mm2]	Av 35 Individual 32 min	Av 35 Individual 32 min	Av 35 Individual 32 min	ISO 10545-4	>45
III	Breaking Strength in N	700 for <7.5mm thickness 1300 for ≥7.5mm thickness	700 for <7.5mm thickness 1300 for ≥7.5mm thickness	700 for <7.5mm thickness 1300 for ≥7.5mm thickness	ISO 10545-4	>2000
IV	Moisture Expansion in mm/m	0.02	0.06% /0.6mm/m	0.06% /0.6mm/m	ISO 10545-10	Nil
V	Resistance to Abrasion of glazed tiles (Class I to V)	Min Class 2	Depending on surface (As reported)	Depending on surface (As reported)	ISO 10545-7	Min Class 3 for PGVT
VI	Coefficient of linear thermal expansion from embiant temperature to 100 °C	6 X 10 ⁻⁶ K ⁻¹			ISO 10545-8	6 X 10 ⁻⁶ K ⁻¹ max
VII	Thermal Shock Resistance	10 Cycle Passed	10 Cycle min	10 Cycle min	ISO 10545-9	10 Cycle min
VIII	Crazing Resistance	4 Cycle	2 Cycle (@5 bar)	2 Cycle (@5 bar)	ISO 10545-11	4 Cycle passed
IX	Frost Resistance	100 Cycle	Required	Required	ISO 10545-12	Passed
X	Impact Resistance	0.55	0.55	0.55	ISO 10545-5	0.75 (for Light Duty Installation)
XI	Bulk Density	2.2	Not Required	Not Required		2.2 gm/cc.min
C	CHEMICAL PROPERTIES					
I	Stain Resistance	Min Class 1	Min Class 3	Min Class 3	ISO 10545-14	Class 3
II	Resistance to household chemicals	Class AA	Min Class B	Min Class B	ISO 10545-13	Class A
III	Resistance to Acid and Alkalies				ISO 10545-13	Class A



AKKAD LLC

Distributor Network:
Middle East | Africa | Asia