

**CLASS 1
TRAIL**

Inflatable Tube Man



4.

WALK between poles by inflatable tube man. CORTO to next obstacle.

Bag

3.

Pick up rope and drag bag behind horse to cone. Then turn horse to face bag and drag bag toward horse WALK to next obstacle.

5.

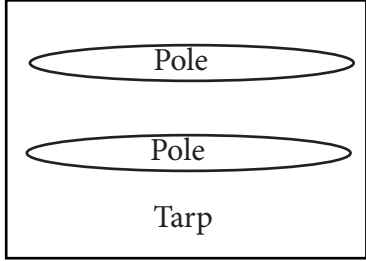
Serpentine at a corto. Follow cones at a CORTO to next obstacle

6.

Corto to cone. Halt for 5 seconds. DISMOUNT AND REMOUNT on the opposite side. WALK Off the board. CORTO to next obstacle.

2.

WALK over poles on tarp. WALK to next obstacle



Begin Backing here →

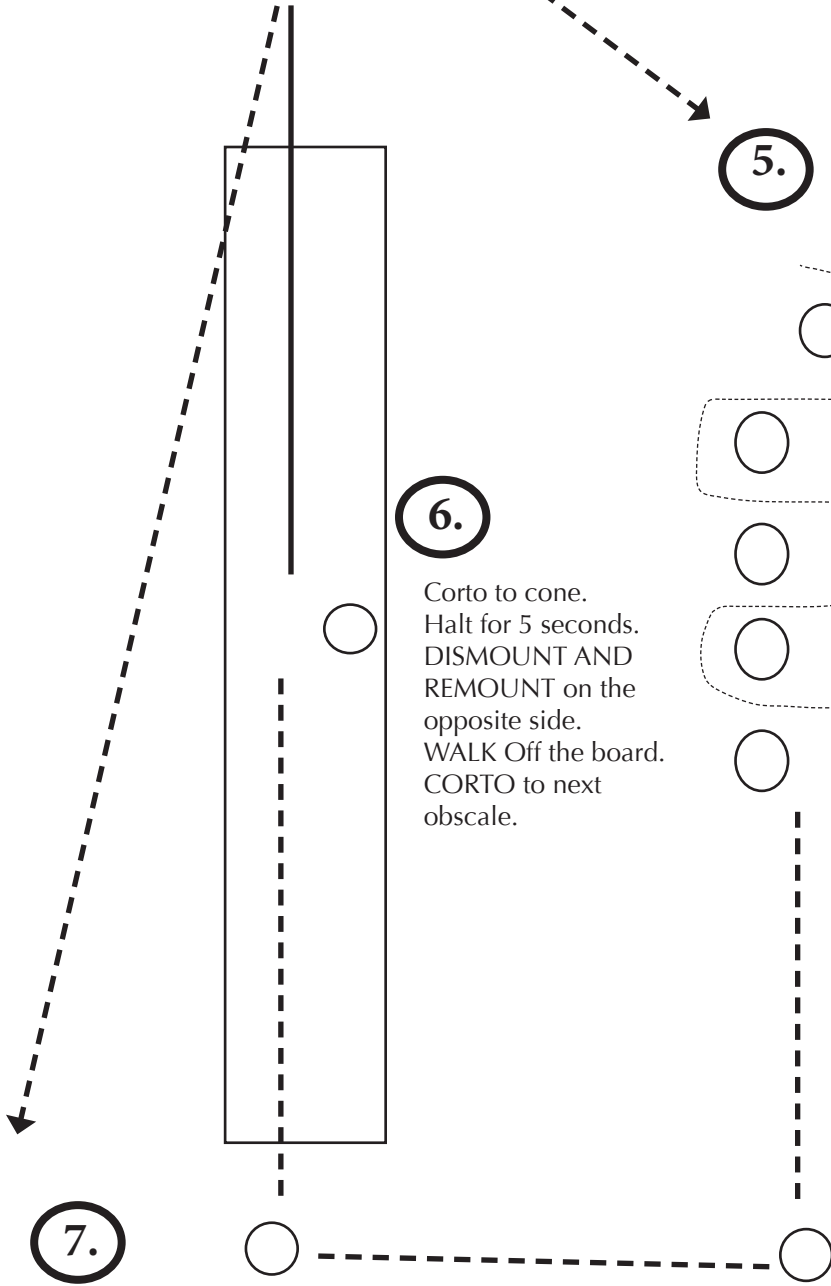
1.

Back in and around cone as indicated by arrows CORTO to next obstacle

ENTER AT A WALK
ENTER/EXIT

7.

Side pass with horse facing warmup arena. WALK to EXIT



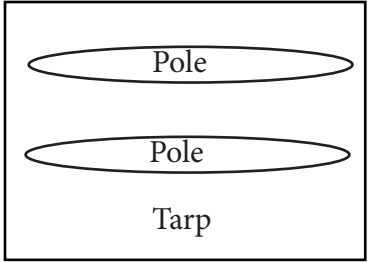
**CLASS 2
AMATEUR TRAIL**

4.

Serpentine at a corto.
WALK to next obstacle

3.

Pick up rope and drag bag behind horse to cone. Then turn horse to face bag and drag bag toward horse. WALK to next obstacle.



2.

Walk over poles on tarp.
WALK to next obstacle

5.

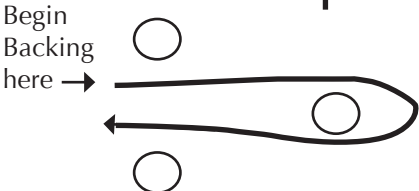
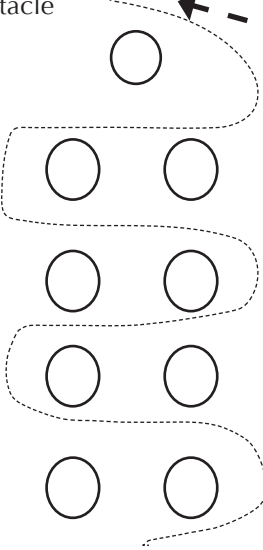
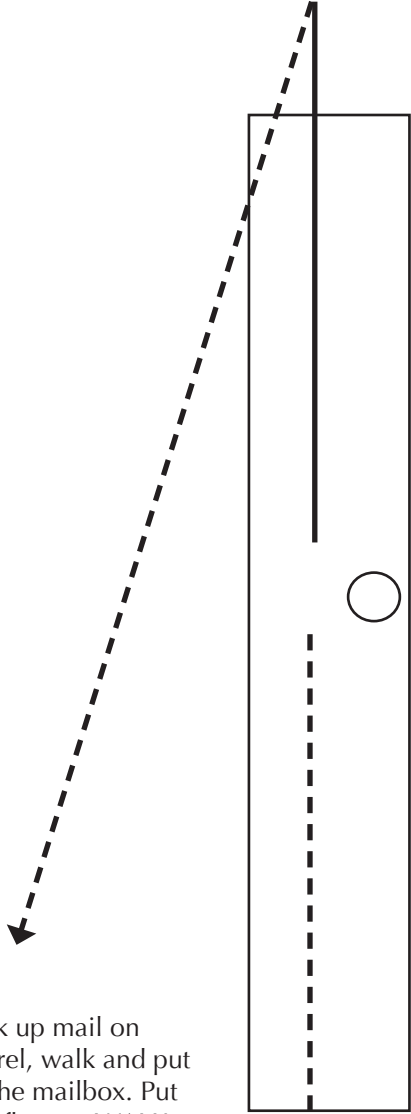
Pick up object and WALK to second barrel. Place object on 2nd barrel. CORTO to next obstacle

6.

CORTO to cone.
Halt for 5 seconds.
WALK off board and CORTO to next obstacle

1.

Back in and around cone as indicated by arrows
CORTO to next obstacle



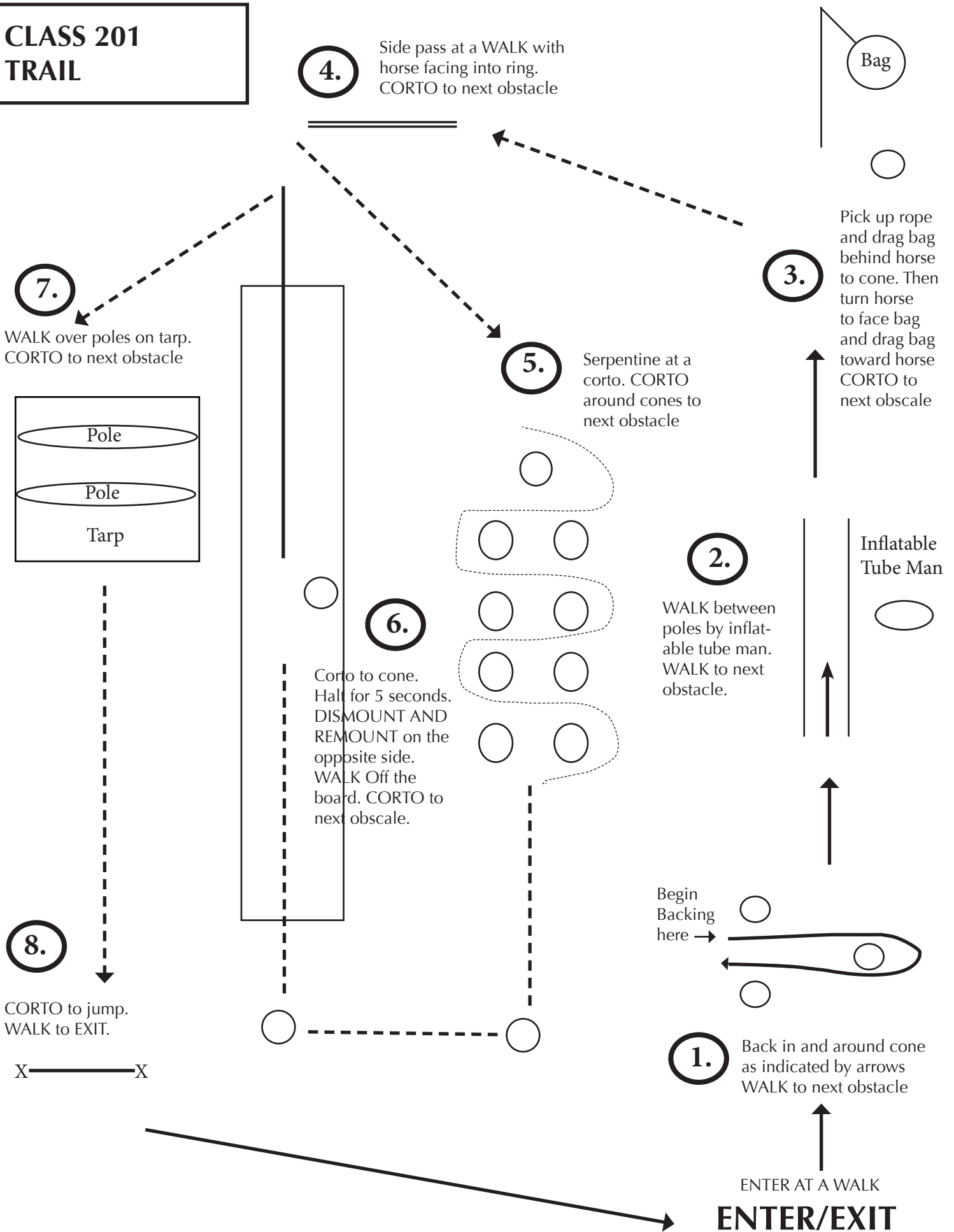
Pick up mail on barrel, walk and put in the mailbox. Put the flag up. WALK to next EXIT

7.



ENTER AT A WALK
ENTER/EXIT

CLASS 201 TRAIL



4. Side pass at a WALK with horse facing into ring. CORTO to next obstacle

Bag

3. Pick up rope and drag bag behind horse to cone. Then turn horse to face bag and drag bag toward horse CORTO to next obstacle

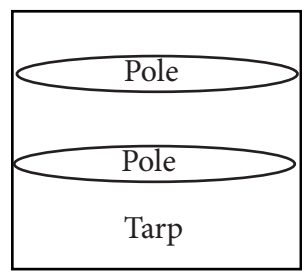
5. Serpentine at a cortina. CORTO around cones to next obstacle

2. WALK between poles by inflatable tube man. WALK to next obstacle.

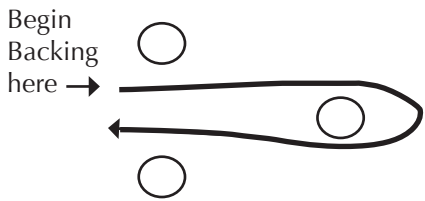
Inflatable Tube Man

6. Cortina to cone. Halt for 5 seconds. DISMOUNT AND REMOUNT on the opposite side. WALK Off the board. CORTO to next obstacle.

7. WALK over poles on tarp. CORTO to next obstacle



8. CORTO to jump. WALK to EXIT.



1. Back in and around cone as indicated by arrows WALK to next obstacle

ENTER AT A WALK

ENTER/EXIT

Helmet required due to jump

X ——— X

**CLASS 202
AMATEUR TRAIL**

7.
WALK over poles on tarp. CORTO to next obstacle

Pole
Pole
Tarp

8.
Pick up mail on barrel, walk and put in the mailbox. Put the flag up. WALK to next EXIT

4.
Side pass at a WALK with horse facing into ring. CORTO to next obstacle

5.
Serpentine at a CORTO. Follow cones at a CORTO around cones to

6.
CORTO to cone. Halt for 5 seconds. Walk off board. WALK to next obstacle

3.
Pick up rope and drag bag behind horse to cone. Then turn horse to face bag and drag bag toward horse. WALK to next obstacle.

Bag

2.
Pick up object and WALK to second barrel. Place object on 2nd barrel. CORTO to next obstacle

1.
Back in and around cone as indicated by arrows WALK to next obstacle

Begin Backing here →

ENTER AT A WALK
ENTER/EXIT